



Food Service Public Health Reasons

UPDATE – March, 2023

The purpose of this Manual is to provide guidance in the understanding of the Public Health Reasons and administrative guidelines for the Rules of the Department of Public Health, Chapter 511-6-1 Food Service, also known as the “Chapter”. The Public Health Reasons and administrative guidelines in this document focus on certain Rules of the Chapter that have historically required additional guidance.

Environmental Health Section

TABLE OF CONTENTS

TABLE OF CONTENTS..... 1

511-6-1- .01 DEFINITIONS 6

Accredited Program..... 6

Adulterated 6

Color additive..... 7

Egg..... 7

Employee 8

Food Additive 8

Food Establishment and Food Processing Plant 9

Packaged 14

Permit 15

Permit Holder..... 15

Time/Temperature Control for Safety Food 15

Vending Machine 20

511-6-1-.02 PROVISIONS..... 21

Mission 21

Primary Requirement for the Permit Applicant 21

Requirement to Control Foodborne illness Risk Factors..... 22

Why is Active Managerial Control Necessary? 22

Permit Invalidation..... 23

Provisional Permit..... 24

Satisfactory Compliance..... 24

Permit Displayed 24

Property 25

Responsibilities of the Permit Holder..... 25

Notification of Menu Change..... 26

Mobile Food Service Unit..... 27

Initial Permitting of the Mobile Food Service Establishment in the County of Origin..... 28

Authorization Process Mobile Food Service Unit(s) in COUNTIES OTHER THAN the County of Origin 29

Verifying Mobile Food Service Establishments’ Standing & Public Health Concerns 30

Authorization Invalidation..... 30

Criteria for Refusal to Recognize Mobile Food Service Establishment Permit..... 31

Mobile Food Service Establishment Permit Process EHS Training 32

Schedule of Locations for Mobile Food Service Operations 32

Mobile Food Service Establishments’ Operating at Temporary Events..... 32

When Plans Are Required 33

Construction Inspection and Approval 33

When a HACCP Plan is required..... 34

Contents of a HACCP Plan 36

Preoperational Inspection 37

Interpretation of this Chapter 38

511-6-1-.03 MANAGEMENT AND PERSONNEL 39

Responsibility PIC Present 39

Knowledge Demonstration 39

Key Drop Deliveries 42

TABLE OF CONTENTS

<i>Certified Food Protection Manager</i>	42
<i>Certification Requirements and Exemptions</i>	43
<i>Certification Program Recognition</i>	43
<i>Food Protection Manager Certification</i>	44
<i>Duties</i>	46
<i>Responsibilities</i>	52
<i>Pathogens Transmitted by Food Contaminated by Infected Persons Who Handle Food, and Modes of Transmission of Such Pathogens</i>	54
<i>Reporting History of Exposure:</i>	62
<i>Exclusions and Restrictions</i>	63
<i>Employee Health Decision Tree Tables</i>	69
<i>Removal of Exclusions and Restrictions</i>	79
<i>Clean Condition</i>	81
<i>Contamination Prevention</i>	88
511-6-1-.04 FOOD	92
<i>Condition Sources</i>	92
<i>Game Animals</i>	105
<i>Specifications for Receiving</i>	105
<i>Original Containers and Records</i>	109
<i>Preventing Contamination by Employees from Hands</i>	110
<i>Preventing Food and Ingredient Contamination</i>	111
<i>Preventing Contamination from Ice Used as a Coolant</i>	115
<i>Preventing Contamination From Equipment, Utensils, and Linens</i>	115
<i>Preventing Contamination from the Premises</i>	118
<i>Preventing Contamination by Consumers</i>	118
<i>Preventing Contamination from Other Sources</i>	120
<i>Outdoor Cooking and Service of Food</i>	120
<i>Cooking</i>	122
<i>Freezing</i>	130
<i>Reheating</i>	132
<i>Treating Juice</i>	132
<i>Time/Temperature Control for Safety Food</i>	134
<i>Ready-to-Eat, Time/Temperature Control for Safety Food, Date Marking and Disposition</i>	140
<i>Using Time as a Public Health Control</i>	145
<i>Specialized Processing Methods</i>	152
<i>Accurate Representation</i>	156
<i>Family Style Service</i>	159
<i>Consumer Advisory</i>	159
<i>Expired Foods</i>	161
<i>Disposition</i>	161
<i>Additional Safeguards</i>	161
511-6-1-.05 EQUIPMENT AND UTENSILS	165
<i>Multiuse Characteristics</i>	165
<i>Cast Iron, Use Limitation</i>	165
<i>Lead, Use Limitation</i>	165
<i>Copper, Use Limitation</i>	166
<i>Galvanized Metal, Use Limitation</i>	167
<i>Sponges, Use Limitation</i>	167
<i>Wood, Use Limitation</i>	167
<i>Nonstick Coatings, Use Limitation</i>	168
<i>Nonfood-Contact Surfaces</i>	168

TABLE OF CONTENTS

<i>Single-Service and Single-Use Characteristics</i>	168
<i>Durability and Strength</i>	168
<i>Cleanability</i>	169
<i>Accuracy</i>	170
<i>Functionality</i>	171
<i>Acceptability</i>	177
<i>Equipment</i>	177
<i>Utensils, Temperature Measuring Devices, and Testing Devices</i>	179
<i>Location</i>	180
<i>Installation</i>	180
<i>Equipment</i>	181
<i>Utensils and Temperature and Pressure Measuring Devices</i>	186
<i>Equipment, Food-Contact Surfaces, Nonfood-Contact Surfaces, and Utensils, Frequency and Methods</i>	186
<i>Food-Contact Surfaces and Utensils, Frequency and Methods</i>	189
<i>Clean Linens, Frequency and Methods</i>	189
<i>Drying</i>	190
<i>Lubricating and Reassembling</i>	190
<i>Storing</i>	191
<i>Preventing Contamination</i>	191
511-6-1-06 SANITARY FACILITIES AND CONTROLS	193
<i>Source</i>	193
<i>Quality</i>	194
<i>Quantity and Availability</i>	195
<i>Distribution, Delivery, and Retention</i>	195
<i>Materials Approved</i>	196
<i>Design, Construction, and Installation</i>	196
<i>Numbers and Capacities</i>	198
<i>Location and Placement</i>	199
<i>Operation and Maintenance</i>	200
<i>Cleaning</i>	201
<i>Materials Approved</i>	201
<i>Design and Construction</i>	201
<i>Numbers and Capacities</i>	202
<i>Operation and Maintenance</i>	202
<i>Mobile Holding Tank - Capacity and Drainage</i>	203
<i>Retention, Drainage, and Delivery</i>	203
<i>Disposal Facility</i>	204
<i>Garbage and Refuse Storage</i>	205
<i>Removal Frequency, Receptacles or Vehicles</i>	205
<i>Facilities for Disposal and Recycling</i>	205
511-6-1-07 PHYSICAL FACILITIES AND TOXIC MATERIALS	206
<i>Indoor Areas - Surface Characteristics</i>	206
<i>Cleanability</i>	206
<i>Functionality</i>	207
<i>Hand Washing Sinks</i>	209
<i>Toilet Tissue, Availability</i>	210
<i>Lighting Intensity</i>	210
<i>Ventilation Mechanical</i>	210
<i>Dressing Areas Lockers - Designation</i>	210
<i>Service Sinks Availability</i>	211
<i>Handwashing Sinks Conveniently Located</i>	211

TABLE OF CONTENTS

<i>Toilet Rooms - Convenience and Accessibility</i>	211
<i>Employee Accommodations - Designated Areas</i>	211
<i>Distressed Merchandise - Segregation and Location</i>	211
<i>Refuse, Recyclables, and Returnables - Receptacles, Waste Handling Units, and Designated Storage Areas</i>	211
<i>Premises, Structures, Attachments, and Fixtures - Methods</i>	212
<i>Original Containers - Identifying Information, Prominence</i>	215
<i>Working Containers - Common Name</i>	215
<i>Storage - Separation</i>	215
<i>Presence and Use</i>	215
<i>Container Prohibitions - Poisonous or Toxic Material Containers</i>	216
<i>Chemicals</i>	216
<i>Lubricants - Incidental Food Contact - Criteria</i>	217
<i>Pesticides</i>	218
<i>Medicines</i>	218
<i>First Aid Supplies - Storage</i>	218
<i>Other Personal Care Items - Storage</i>	218
<i>Storage and Display - Separation</i>	219
511-6-1-.08 SPECIAL FOOD SERVICE OPERATIONS.....	220
<i>Important Background Information</i>	220
<i>Mobile Food Service Units and Extended Food Service Units Compliance Required</i>	221
<i>Exceptions to Compliance</i>	222
<i>Equipment and Supplies Required</i>	223
<i>Operation</i>	223
<i>Construction</i>	224
<i>Servicing Areas</i>	224
<i>Identification</i>	224
<i>Location</i>	225
<i>Mobile Food Service Units and Catering Operations</i>	226
<i>Home Delivery Service</i>	227
<i>Vending Location Interpreted</i>	227
<i>Extended Food Service Units</i>	227
<i>Exceptions to Food Vending Requirements and Restrictions</i>	228
<i>Compliance with Other Regulations</i>	228
<i>Temporary Food Service Establishments</i>	228
<i>Georgia Non-Profit Food Service Law</i>	230
<i>Incubator Food Service Establishments</i>	232
<i>Alternative Floor Plans to IFSE for Mobile Food Service Units</i>	233
<i>Catering Food Service Establishments</i>	233
<i>“Pop-up” Food Service Operations</i>	235
511-6-1-.09 CERTIFICATION AND STANDARDIZATION OF ENVIRONMENTAL HEALTH PERSONNEL	237
<i>Responsibilities and Requirements</i>	237
<i>Food Safety Related Continuing Education Unit (CEU) Credit:</i>	239
511-6-1-.10 INSPECTIONS AND COMPLIANCE PROCEDURES	243
<i>Permit Issuance</i>	243
<i>Suspension or Revocation</i>	243
<i>Suspension of a Food Service Permit During a Food Service Inspection and/or as a Result of a Food-borne illness Investigation.</i>	244
<i>Involuntary Compliance by a Permit Holder</i>	244
<i>Inspections</i>	246

TABLE OF CONTENTS

<i>Monitoring Food Service Establishments for Change in Risk Type Categorization</i>	248
<i>Construction/Preoperational Inspections</i>	248
<i>Initial Inspection</i>	248
<i>Routine Inspection</i>	249
<i>Follow-Up Inspections</i>	249
<i>Mobile Food Service Inspections (County of Origin)</i>	249
<i>Local Health Authorities located Outside of the County of Origin</i>	249
<i>Mobile Food Service Establishment Inspections (Outside Counties)</i>	249
<i>Informal Follow-Up Inspections</i>	251
<i>Standardization Exercises</i>	251
<i>Same Code Provision</i>	251
<i>Routine Inspections</i>	251
<i>Follow-Up Inspections</i>	252
<i>Voluntary Closure of a Food Service Establishment as Part of Food Service Inspections:</i>	252
<i>Grade “U” and Not Earning Grade of “C”</i>	253
<i>Reopening a Food Service Establishment</i>	253
<i>Examination, Condemnation and Public Notice</i>	253

511-6-1- .01 DEFINITIONS

The individual definitions in Rule -.01 are consistent with current conventions regarding the use of plain language in drafting rules, and with use in national and international standards and some Federal regulations. This facilitates making changes to the definitions as they become necessary in subsequent editions of the Chapter.

Accredited Program

"Accredited program" means a food protection manager certification program that has been evaluated and listed by an accrediting agency as conforming to national standards for organizations that certify individuals. It refers to the certification process and is a designation based upon an independent evaluation of factors such as the sponsor's mission; organizational structure; staff resources; revenue sources; policies; public information regarding program scope, eligibility requirements, re-certification, discipline and grievance procedures; test development and administration. Accredited programs does not refer to training functions or educational programs. Food protection manager certification occurs when individuals demonstrate through a certification program that they have met specified food safety knowledge standards. Food protection certification program accreditation occurs when certification organizations demonstrate through an accreditation program that they have met specified program standards. Accreditation is a conformity assessment process through which organizations that certify individuals may voluntarily seek independent evaluation and listing by an accrediting agency based upon the certifying organizations meeting program accreditation standards. Such accreditation standards typically relate to such factors as the certifying organization's structure, mission, policies, procedures, and the defensibility of its examination processes. These standards are intended to affirm or enhance the quality and credibility of the certification process, minimize the potential for conflicts of interest, ensure fairness to candidates for certification and others, and thereby increase public health protection. Program accreditation standards known to be relevant to food protection manager certification programs include those contained in the *Standards for Accreditation of Food Protection Manager Certification Programs* available from the Conference for Food Protection, 2792 Miramar Lane, Lincoln, CA 95648 and found at <http://www.foodprotect.org/>. Allowing food protection managers to demonstrate their required food safety knowledge "through passing a test that is part of an accredited program" is predicated on the fact that their credentials have been issued by certifying organizations that have demonstrated conformance with rigorous and nationally recognized program standards.

Adulterated

"Adulterated" means contaminated with extraneous ingredients not usually meant for the food product and is further defined as stated in the Federal Food, Drug, and Cosmetic Act, § 402. It can be found under Subpart IV – Food, Section 342 at the following link: <https://uscode.house.gov/view.xhtml?req=granuleid:USC-prelim-title21-section342&num=0&edition=prelim>.

Color additive

"Color additive" means, (1) a material which:

(A) is a dye, pigment, or other substance made by a process of synthesis or similar artifice, or extracted, isolated, or otherwise derived, with or without intermediate or final change of identity, from a vegetable, animal, mineral, or other source, and

(B) when added or applied to a food, drug, or cosmetic, or to the human body or any part thereof, is capable (alone or through reaction with other substance) of imparting color thereto; except that such term does not include any material which the Secretary, by regulation, determines is used (or intended to be used) solely for a purpose or purposes other than coloring.

(2) The term "color" includes black, white, and intermediate grays.

(3) Nothing in subparagraph (1) of this paragraph shall be construed to apply to any pesticide chemical, soil or plant nutrient, or other agricultural chemical solely because of its effect in aiding, retarding, or otherwise affecting, directly or indirectly, the growth or other natural physiological processes of produce of the soil and thereby affecting its color, whether before or after harvest. The definition can be found under Subpart II – Definitions, Section 321(t) at the following link: <https://uscode.house.gov/view.xhtml?req=granuleid:USC-prelim-title21-section321&num=0&edition=prelim>.

Egg

The definition of egg includes avian species' shell eggs known to be commercially marketed in the United States. Also included are the eggs of quail and ratites such as ostrich. Baluts are not included in the definition of egg. Baluts are considered a delicacy among Philippine and Vietnamese populations. They are derived from fertile eggs, typically duck eggs, subjected to incubation temperatures for a period of time less than necessary for the embryo to hatch resulting in a partially formed embryo within the shell. Under the Egg Products Inspection Act (EPIA), an egg is typically considered adulterated if it has been subjected to incubation. However, in 9 CFR 590.5, baluts are specifically exempted from inspection as eggs under the EPIA. In producing baluts, fertile duck eggs are incubated for approximately 18 days at a temperature of 42.5°C (108.5°F) in incubators with a relatively high humidity (complete development and hatching would take place in 28 days). Under these conditions, the potential for growth of transovarian *Salmonella* organisms such as *S. Enteritidis* within the shell, and the potential for an increase in pathogenic microflora on the shell itself, are increased. Where chicken eggs are used in preparing baluts, the incubation period may only be 14 days at an incubation temperature of 37°C (99°F). A balut is a time/temperature control for safety food subject to time/temperature management including proper cooking and hot and cold holding. Baluts are typically boiled and packed in salt before sale or service.

Also, not included in this definition are the eggs of reptile species such as alligators and turtles. Alligator eggs are available for sale in some parts of the southern United States. In restaurants, the menu item "Alligator Eggs" is sometimes made of alligator egg, but other times is simply a fanciful

name for a menu item that may include seafood items such as shrimp, but contains no alligator egg.

Sea turtle eggs have been consumed in Asian and Latin American Countries. However, turtle eggs are not mentioned in the definitions section because sea turtles (Loggerhead, East Pacific Green, Leatherback, Hawksbill, Kemp's Ridley, and Olive Ridley) are protected by The Endangered Species Act of 1973 and therefore may not be sold or consumed. This Act, with respect to turtle eggs, is enforced by the United States Department of Interior, U.S. Fish and Wildlife Service, Washington, DC.

Employee

"Employee" means the permit holder, person in charge, food employee, person having supervisory or management duties, person on the payroll, family member, volunteer, person performing work under contractual agreement, or other person working in a food service establishment. An employee is an individual who is on the payroll of a food service establishment or an individual who performs work that is necessary for the food service establishment to function and to provide its services to the public. He or she can be an individual who may not be on the payroll of the food service establishment and who is performing work on behalf of the food service establishment that is necessary for it to provide its services to the public. He or she can be an individual who is employed by a company that is not on the food service establishment payroll, such as a pest exterminator, equipment servicing or repair provider or provision supplier, whose services are necessary for the operation of the establishment.

Food Additive

The term "food additive" means any substance the intended use of which results or may reasonably be expected to result, directly or indirectly, in its becoming a component or otherwise affecting the characteristics of any food (including any substance intended for use in producing, manufacturing, packing, processing, preparing, treating, packaging, transporting, or holding food; and including any source of radiation intended for any such use), if such substance is not generally recognized, among experts qualified by scientific training and experience to evaluate its safety, as having been adequately shown through scientific procedures (or, in the case of a substance used in food prior to January 1, 1958, through either scientific procedures or experience based on common use in food) to be safe under the conditions of its intended use; except that such term does not include—

1. a pesticide chemical residue in or on a raw agricultural commodity or processed food; or
2. a pesticide chemical; or
3. a color additive; or
4. any substance used in accordance with a sanction or approval granted prior to September 6, 1958, pursuant to this chapter, the Poultry Products Inspection Act [21 U.S.C. 451 et seq.] or the Meat Inspection Act of March 4, 1907, as amended and extended [21 U.S.C. 601 et seq.];
5. a new animal drug; or
6. an ingredient described in paragraph (ff) in, or intended for use in, a dietary supplement.
7. The definition can be found under Subpart II – Definitions, Section 321(s) at the following link: <https://uscode.house.gov/view.xhtml?req=granuleid:USC-prelim-title21->

section321&num=0&edition=prelim.

Food Establishment and Food Processing Plant

Some food businesses perform operations that provide food directly to consumers as a “Food Establishment,” and also supply food to other business entities as a “Food Processing Plant.” Within such a business, those operations that provide food directly to consumers only should be considered part of a “Food Service Establishment” for the purposes of applying the Chapter while those operations that supply food to other business entities may be subject to Georgia Department of Agriculture rules and regulations that apply to “Food Processing Plants”. It is essential that the permit holder and persons in charge be aware that regulatory requirements and the appropriate operational practices for “Food Service Establishments” may differ from those for “Food Processing Plants.”

Some facilities and functions may be subject to different regulatory requirements depending on whether that facility or function is regulated as a “Food Establishment” or as a “Food Processing Plant”, or both.

Food processing plant” means a commercial operation that manufactures, packages, labels, or stores food for human consumption, and provides food for sale or distribution to other business entities such as food processing plants or food service establishments.

"Food service establishment" means public or private establishments which prepare and serve meals, lunches, short orders, sandwiches, frozen desserts, or other edible products either for carry out or service within the establishment. Such term includes restaurants; coffee shops; cafeterias; short order cafes; luncheonettes; taverns; lunchrooms; places which retail sandwiches or salads; soda fountains; mobile food service establishments; industrial cafeterias; catering establishments; and similar facilities by whatever name called. Within a food service establishment, there may be a food sales component, not separately operated. This food sales component shall be considered as part of the food service establishment. Such term shall not include a “food sales establishment,” as defined in the Code Section 26-2-21, except as stated in this definition. The food service component of any food sales establishment defined in Code Section 26-2-21 shall not be included in this definition. This term shall not include the following:

- a. a “food sales establishment” as defined in the O.C.G.A. Section 26-2-21 and subject to regulation by the Georgia Commissioner of Agriculture, except as otherwise in this paragraph.
- b. The food service component of any food sales establishment defined in O.C.G.A. Section 26-2-21;
- c. any outdoor recreation activity sponsored by the state, a county, a municipality, or any department or entity thereof, any outdoor or indoor (other than school cafeteria food service) public school function, or any outdoor private school function;
- d. any organization which is operating on its own property or on the property of a party that has provided written consent for the use of such property for such purpose and which is exempt from taxes under O.C.G.A. Section 48-7-25(a)(1) or under Section 501(d) or paragraphs (1) through (8) or paragraph (10) of Section 501 (c) of the Internal Revenue Code for the purpose of operating a house or other residential structures where seriously ill or injured children and

-
- their families are provided temporary accommodations in proximity to their treatment hospitals and where food is prepared, served, transported, or stored by volunteer personnel;
- e. establishments for the preparation and serving of meals, lunches, short orders, sandwiches, frozen desserts, or other edible products if such preparation or serving is an authorized part of and occurs upon the site of an event which:
 1. Is sponsored by a political subdivision of this state;
 2. Is held on the property of such sponsor or on the property of a party that has provided consent for use of such property for such event; and
 3. Lasts 120 hours or less; or
 - f. nonprofit food sales and food service provided under a permit issued pursuant to O.C.G.A. §26-2-391.

Establishment Descriptions

1. Institutions (both public and private):

These would be organizations, societies, corporations, having a public character and function with a component of preparation and service of food to the public such as schools; churches; colleges; correction facilities; and caring facilities for the elderly and the disabled such as nursing homes, adult daycare, and congregate personal care homes with 25 or more beds.

An example of an institution that normally is not thought as having a food service component is a church. If a church has a dinner function for only its members and guests, it would not be considered a food service establishment. However, if it prepares food and serves it to the general public such as a soup kitchen or school, it would be considered a food service establishment.

2. Food Carts:

Examples of these can be found in Rule -.08 of Chapter 511-6-1 and include hot dog carts, popcorn carts, and snow cone carts. These type of establishments will have a limited menu and method of operation.

3. Short Order Cafes:

These are dine-in or carryout, quick-service, cooked-to-order establishments serving a limited menu. An example of this would be a traditional diner or lunch counter.

4. Luncheonettes:

These are establishments where light lunches are served such as in tearooms. Menus are usually limited to items such as soups, salads and sandwiches.

5. Taverns:

These are establishments where liquor, beer, and wine are sold to be consumed on the premises such as a saloon or bar. They may be equipped to serve food and in some cases, these type of establishments may be associated with a tourist accommodation component such as an inn.

6. Cafeterias:

These are restaurants equipped to display food for consumer self-service or displayed for immediate service upon order of the consumer. These establishments may be stand-alone facilities or found in such locations such as institutions, schools, office and industrial buildings.

7. Catering Establishments:

These are food service establishments that have entered into a contractual agreement with their consumers to prepare food in bulk quantities for delivery and/or service off the premises at a specific date, time, and location. For example, food is prepared and containerized at a permitted Base of Operation for a client who is planning a wedding. The catering establishment and the client enter into a contractual agreement, verbal or written – usually written, to provide food and services for the wedding reception. The client selects from the establishment’s menu items for service for a fee and the event is scheduled. On the day of the wedding event, the caterer prepares the food and delivers it to the site for service. After the event concludes, the caterer removes his/her equipment and returns it to the base of operation for cleaning and sanitization.

Home delivery food service establishments, such as pizza or Chinese delivery, sometimes are loosely described as being a form of catering, but it is not. The customer will call the establishment and will make a verbal request of the establishment to deliver a food item from their menu. This type of food service is food delivery provided by the establishment to the customer within an approximate short distance from the establishment. There is no contractual agreement for food to be prepared and delivered off-site. Mobile food service establishments are not catering operations by the characteristics of how they operate. Mobile food service units go from place to place vending food as an extension of their permitted base of operation and not to any specific event nor under any contractual request by its consumers. Moreover, mobile food service units must provide a listing of their vending locations to the health authority. However, mobile food service establishments may enter into a contractual agreement with a consumer to cater an event as long as the mobile food service establishment has the space and capability to handle catered events. The mobile food unit permit holder would be required to keep a calendar of events catered for the last 6 months. (See *Mobile Food Service Units and Catering Operations* later in this document under Rule .08 Special Food Service Operations.)

8. Places that Retail Sandwiches or Salads:

These could be any food service establishment that prepares sandwiches or salads for sale to their patrons. However, they are not establishments that manufacturer sandwiches and or salads for sale to other establishments (or wholesaling) who will in turn sell such products to their patrons. Such manufacturers are considered as sandwich and salad manufacturers and are permitted and regulated by the Georgia Department of Agriculture.

An example of this establishment would be deli shops. They usually bake their own bread and display various toppings for patrons to select to complete the sandwich. They may offer salads of which are usually made in-house and they may offer soups that are usually commercially prepared and packaged, reheated, and hot held prior to service.

9. Similar Facilities by Whatever Name Called:

This part of the definition of “Food Service Establishment” is added to the definition of food service establishment to include any establishment that prepares and serves food to the public no matter how it operates or what it is called. For example, there are operations known as “Ghost Kitchens” (also known as “Virtual Kitchens,” “Dark Kitchens,” or “Cloud Kitchens.”) “Ghost Kitchens” do not have a dining room and typically have a complete virtual brand or menu from which customers order using an app or the web. The food is then picked up and delivered to the customer by way of a third-party delivery company (e.g., Door Dash, Uber Eats, Grub Hub, etc.). Some examples of these kitchens currently permitted in Georgia are REEF Technologies, Kitchen United, Cloud Kitchens, and Ghost Kitchens, Inc.

The exception would be if the Official Code of Georgia Annotated (O.C.G.A.) excludes activities with food from the definition or if the food service activity falls under the jurisdiction of the Federal Government. Currently, there are seven exclusions to the food service establishment definition. They are: (i) food sales establishment, (ii) sandwich manufacturers and food processors all permitted by the Georgia Department of Agriculture; (iii) non-profit temporary food service establishments; (iv) outdoor recreation activities with food concessions sponsored by the state, a county, a municipality, or any department or entity thereof, or public school function or any outdoor or indoor private school function (other than school cafeteria food service); (v) child care facility licensed by the Georgia Department of Early Care and Learning (DECAL); (vi) those food service establishments located on Federal Government property such as military bases; and (vii) non-profit organizations that operating a house or other residential structures where seriously ill or injured children and their families are provided temporary accommodations in proximity to their treatment hospitals to prepare, serve, transport, or store food by volunteer personnel on their own property or on the property of a party that has provided written consent for the use of the property for the aforementioned purpose. Head Start Children’s Programs, operating under funding provided by the United States Department of Agriculture (USDA) and the United States Health and Human Services (USHHS), are generally required to hold a food service permit from the local Health Authority.

Rationale for Determining What Falls within the Definition of “Food Service Establishment”

From time to time, questions do come up in various situations as to how to determine if a particular operation or an event falls within the definition of a food service establishment requiring the issuance of a food service permit. These food operations would be those that are not clearly listed as not being within the definition of a food service establishment as noted above within the section entitled, “Similar Facilities by whatever named called”. In order to make the determination, the Environmental Health Specialist (EHS) will need to ask the question, “Will this operation and or event prepare and serve food to the public, or will the operation prepare food and serve itself (its members) and not the public?”

Examples are as follows:

1. A party is open only to an invited group of people in a rented facility where someone is hired to prepare food on the premises. All of the food will be provided by the party giver or attendees, and the person preparing the food does everything on site using that food and equipment provided by the party giver. This person would fall into the category of a Personal Chef.

Answer: No food permit is necessary. This is a private event open only to invited guests in a facility rented for private use.

Exception: If the rental facility has a service that routinely provides food service, then Yes, the facility must have a food service permit. Very often, however, the party giver will prepare his or her own food or friends will prepare it. This can be considered private, the same as if someone has a party in his/her home. However, if the person that is hired to prepare the food is contracted to supply the food along with any equipment needed for cooking, preparation or holding food under temperature control, then this person would be considered a caterer and be required to have a food service permit with a base of operation.

2. A political fundraising event in which people are invited to meet the political candidate and enjoy free food. Donations may or may not be accepted.

Answer: By definition, a political fund-raising event would be a non-profit if a local government or political action group (most of which are non-profit) sponsors it. If the event does not meet the criteria of a non-profit temporary food service establishment as established within the Chapter, then the event would be considered as a for-profit temporary food service event and must be permitted as a temporary food service establishment under Chapter 511-6-1.

3. A party is open only to an invited group of people in a rented facility where someone is hired to prepare food off the premises and bring it to the site.

Answer: Food service permit is required at the preparation site (ex., at the caterer's kitchen or off-site kitchen).

Exception: No food service permit would be necessary if the party giver or friends participating in the party prepare the food.

4. A Boarding House is serving food only to the tenants (sometimes the tenants prepare their own meals).

Answer: No permit is necessary. This is to be considered the tenant's private home.

5. A club such as a Country Club, Elks Lodge, or Moose Lodge is serving food only to its members that is prepared by members or catered-in for members.

Answer: Generally, no permit is necessary for such an operation.

Exception: If the club or lodge invites or solicits the public to come in to eat through any form of advertisement with the public such as word-of-mouth, the media, signage, etc., then yes it must hold a food service permit. In addition, a food service permit would be required should the facility provide a catering service.

6. Churches that serve food only to the church members and to guests invited by church members.

Answer: A food service permit is not necessary as long as the food is prepared in the church kitchen and is only for church members and not for service to the public through invitation or solicitation through any form of advertisement such as word-of-mouth, the media, signage, etc.

Exception: A food service permit would be required should a church serve food to the public such as a soup kitchen for the homeless more than one day a week, and/or if it has a private school. (Note: it is possible for a church not to be required to have a foodservice permit if all of the requirements of the nonprofit law and Article 14 are met.)

The Environmental Health Specialist (EHS) must evaluate proposed methods of operation on a case-by-case basis to determine if food is being prepared and/or served to the public. The purpose of this case-by-case evaluation is to determine if an operation meets the term, “food service establishment”, as defined in the Chapter.

Packaged

The definition of “packaged” was revised to clarify when foods packaged at retail do not need to be labeled. The definition of packaged was amended to clarify the intent of what the term packaged includes and does not include. This definition was revised in response to requests for clarification on which types of foods packaged in a food service establishment are not required to be labeled. Rather than determine the need for labeling on the basis of the durability of the packaging material, the language clarifies that labeling need not be provided if the packaged food is provided by the employee to the consumer upon request. This has been our interpretation under the previous Chapter; however, now the definition is in line with the risk that it was intended to control. The specific changes to the definition of “Packaged” deleted the term “securely” to avoid undue emphasis on the nature of the package; and removed the phrase “or other nondurable container” to clarify when foods packaged at retail need to be labeled. For Example - If a restaurant places a food item such as cookies in a plastic bag and ties the bag off, and places them out on a shelf in the restaurant for consumers to purchase at the restaurant, then that would not be considered “packaged” – the consumer would be able to ask an employee at the restaurant what type of cookies they are or the specific ingredients in the cookies. However, food packaging and labeling is required by the Chapter for the grab-and-go method of food display for consumer self-service operations such as for food vending machines or third-party sales. With the use of this method of consumer self-service, the consumer does not have the opportunity to inquire about specific ingredients in the food from an employee of the establishment in which the food was prepared since the food is not directly received from the establishment employee. Food and salad self-service bars are exempt from requirements for packaging and labeling by Federal Law, as referenced in Rule -.04 of the Chapter.

Permit

"Permit" means the document issued by the Health Authority that authorizes a person to operate a food service establishment and signifies satisfactory compliance with the Chapter.

In regards to food service establishment operations, DPH Rule 511-6-1-.02's provision for the issuance of a permit is the legal means by which the Health Authority fulfills its mandated mission – to protect the public health from the impact of food-borne illness (FBI). The permit represents the Health Authority's permission given to a single applicant (or management) to operate a specific, single establishment that prepares and serves food to the public. It also signifies that a single establishment has satisfactorily demonstrated through the plans and specifications review and the initial inspection processes to have the necessary design, construction, and equipment installation for management to be successful in maintaining active managerial control over foodborne illness risk factors inherent to its method of operation (or business model).

As required by DPH Rule 511-6-1-.02(1)(c)2, permits cannot be issued by the Health Authority unless the permit applicant demonstrates satisfactory compliance with not only the provisions of the Chapter, but with all other applicable provisions of laws (i.e., federal, state, local) concerning the establishment's location, construction and maintenance, and the safety of persons therein. The person who is granted a permit must have the legal responsibility for the day-to-day management and operation of the establishment. This statement goes to DPH Rule 511-5-14-.03 "Management and Personnel" that requires active management control of risk factors that most often cause foodborne illness, as well as Good Retail Practices (GRPs) and the physical facilities that support the control of risk factors. As such, DPH Rule 511-5-14-.02(1)(a)3 requires that a food service permit be issued to the person who is legally responsible for the operation (i.e., control of food safety risk factors for foodborne illness) of a proposed food service establishment, at one location (i.e., Health Authority approved establishment built to Health Authority approved plans and specifications), and one method of operation (i.e., mobile food service, temporary food service, etc.).

Permit Holder

"Permit holder" means the person who possesses a valid permit to operate a food service establishment and is legally responsible for the operation of the food service establishment such as the owner, the owner's agent, or other person.

The permit holder can be different from the person that owns the equipment and physical facilities. For example, a public school system or hospital authority owns the food service facility and food service equipment and leases out the food service operation to a management firm. The management firm would be the permit holder and the public school system or hospital authority would be the landlord. As permit holder, the management firm would be legally responsible for the day-to-day operation of the food service establishment.

Time/Temperature Control for Safety Food

Time Temperature Control for Safety Food (TCS) is defined in terms of whether or not it requires

time/temperature control for safety to limit pathogen growth or toxin formation. The term does not include foods that do not support growth but may contain a pathogenic microorganism or chemical or physical food safety hazard at a level sufficient to cause foodborne illness or injury. The progressive growth of all foodborne pathogens is considered whether slow or rapid.

The definition of TCS food takes into consideration pH, a_w , pH and a_w interaction, heat treatment, and packaging for a relatively simple determination of whether the food requires time/temperature control for safety. If the food is heat-treated to eliminate vegetative cells, it needs to be addressed differently than a raw product with no, or inadequate, heat treatment. In addition, if the food is packaged after heat treatment to destroy vegetative cells and subsequently packaged to prevent recontamination, higher ranges of pH and/or a_w can be tolerated because remaining spore-forming bacteria are the only microbial hazards of concern. While foods will need to be cooled slightly to prevent condensation inside the package, they must be protected from contamination in an area with limited access and packaged before temperatures drop below 57°C (135°F). In some foods, it is possible that neither the pH value nor the a_w value is low enough by itself to control or eliminate pathogen growth; however, the interaction of pH and a_w may be able to accomplish it. This is an example of a hurdle technology. Hurdle technology involves several inhibitory factors being used together to control or eliminate pathogen growth, when they would otherwise be ineffective if used alone. When no other inhibitory factors are present and the pH and/or a_w values are unable to control or eliminate bacterial pathogens which may be present, growth may occur and foodborne outbreaks result. Cut melons, cut tomatoes, and cut leafy greens are examples where intrinsic factors are unable to control bacterial growth once pathogens are exposed to the cellular fluids and nutrients after cutting.

In determining if time/temperature control is required, combination products present their own challenge. A combination product is one in which there are two or more distinct food components and an interface between the two components may have a different property than either of the individual components. A determination must be made about whether the food has distinct components such as pie with meringue topping, focaccia bread, meat salads, or fettuccine alfredo with chicken or whether it has a uniform consistency such as gravies, puddings, or sauces. In these products, the pH at the interface is important in determining if the item is a TCS food.

A well designed inoculation study or other published scientific research should be used to determine whether a food can be held without time/temperature control when:

- process technologies other than heat are applied to destroy foodborne pathogens (e.g., irradiation, high pressure processing, pulsed light, ozonation);
- combination products are prepared; or
- other extrinsic factors (e.g., packaging/atmospheres) or intrinsic factors (e.g., redox potential, salt content, antimicrobials) are used to control or eliminate pathogen growth.

Before using Tables, A and B of the definition for “time/temperature control for safety food” in determining whether a food requires time/temperature control for safety (TCS), answers to the following questions should be considered:

- Is the intent to hold the food without using time or temperature control?
 - If the answer is No, no further action is required. The decision tree later in this Manual is not needed to determine if the item is a TCS food.
- Is the food raw, or is the food heat-treated?
- Does the food already require time/temperature control for safety by definition of TCS food?
- Does a product history with sound scientific rationale exist indicating a safe history of use?
- Is the food processed and packaged so that it no longer requires TCS such as ultra high temperature (UHT) creamers or shelf-stable canned goods?
- What is the pH and a_w of the food in question using an independent laboratory and Association of Official Analytical Chemists (AOAC) methods of analysis?

A food designated as product assessment required (PA), in either table should be considered TCS Food until further study proves otherwise. The PA means that based on the food's pH and a_w and whether it was raw or heat-treated or packaged, it has to be considered TCS until inoculation studies or some other acceptable evidence shows that the food is a TCS food or not. The Chapter requires a variance request to the regulatory authority with the evidence that the food does not require time/temperature control for safety. Oftentimes, the study will provide a length of time and temperature by which the food may be held without temperature control.

The Chapter definition designates certain raw plant foods as TCS food because they have been shown to support the growth of foodborne pathogens in the absence of temperature control and to lack intrinsic factors that would inhibit pathogen growth. Unless product assessment shows otherwise, these designations are supported by Tables A and B. For example: For cut cantaloupe (pH 6.2-7.1, $a_w > 0.99$, not heat-treated), fresh sprouts (pH > 6.5 , $a_w > 0.99$, not heat-treated), and cut tomatoes (pH 4.23 – 5.04, $a_w > 0.99$, not heat-treated), Table B indicates that they are considered TCS Foods unless a product assessment shows otherwise. Maintaining these products under the temperature control requirements prescribed in this code for TCS food will limit the growth of pathogens that may be present in or on the food and may help prevent foodborne illness.

If a facility adjusts the pH of a food using vinegar, lemon juice, or citric acid for purposes other than flavor enhancement, a variance is required as specified in Rule -.04(6)(j)3. A standardized recipe validated by approved laboratory testing for pH and a_w would be an appropriate part of the variance request with annual samples tested to verify compliance with the conditions of the variance.

More information can be found in the Institute of Food Technologists (IFT) Report, “Evaluation and Definition of Potentially Hazardous Foods” at <https://www.fda.gov/files/food/published/Evaluation-and-Definition-of-Potentially-Hazardous-Foods.pdf> Hand in the NATIONAL ADVISORY COMMITTEE ON MICROBIOLOGICAL CRITERIA FOR FOODS, Parameters for Determining Inoculated Pack/Challenge Study Protocols at https://www.fsis.usda.gov/wps/portal/fsis/topics/data-collection-and-reports/nacmcf/current-subcommittees/parameters-for-inoculated-pack-challenge-study-protocols/ct_index9.

Instructions for using the following Decision Tree and Table A and Table B:

1. Does the operator want to hold the food without using time or temperature control?

-
- a. No – Continue holding the food at $\leq 41^{\circ}\text{F}$ or $\geq 135^{\circ}\text{F}$ for safety and/or quality.
 - b. Yes – Continue using the decision tree to identify which table to use to determine whether time/temperature control for safety (TCS) is required.
2. Is the food heat-treated?
 - a. No – The food is either raw, partially cooked (not cooked to the temperature specified in Rule -.04(5)(a) of the Chapter) or treated with some other method other than heat. Proceed to step #3.
 - b. Yes – If the food is heat-treated to the required temperature for that food as specified in Rule -.04(5)(a) of the Chapter, vegetative cells will be destroyed although spores will survive. Proceed to step #4.
 3. Is the food treated using some other method?
 - a. No –The food is raw or has only received a partial cook allowing vegetative cells and spores to survive. Proceed to step #6.
 - b. Yes – If a method other than heat is used to destroy pathogens such as irradiation, high pressure processing, pulsed light, ultrasound, inductive heating, or ozonation, the effectiveness of the process needs to be validated by inoculation studies or other means. Proceed to step #5.
 4. Is it packaged to prevent re-contamination?
 - a. No – Re-contamination of the product can occur after heat treatment because it is not packaged. Proceed to step #6.
 - b. Yes – If the food is packaged immediately after heat treatment to prevent re-contamination, higher ranges of pH and/or a_w can be tolerated because spore-forming bacteria are the only microbial hazard. Proceed to step #7.
 5. Further product assessment or vendor documentation required.
 - a. The vendor of this product may be able to supply documentation that inoculation studies indicate the food can be safely held without time/temperature control for safety.
 - b. Food prepared or processed using new technologies may be held without time/temperature control provided the effectiveness of the use of such technologies is based on a validated inoculation study.
 6. Using the food’s known pH and/or a_w values, position the food in the appropriate table.
 - a. Choose the column under “pH values” that contains the pH value of the food in question.
 - b. Choose the row under “ a_w values” that contains the a_w value of the food in question.
 - c. Note where the row and column intersect to identify whether the food is “non-TCS food” and therefore does not require time/temperature control, or whether further product assessment (PA) is required. Other factors such as redox potential, competitive microorganisms, salt content, or processing methods may allow the product to be held without time/temperature control but an inoculation study is required.
 7. Use **Table A** for foods that are heat-treated and packaged **OR** use **Table B** for foods that are not heat-treated or heat-treated but not packaged.
 8. Determine if the item is non-TCS or needs further product assessment (PA).

Decision Tree #1 – Using pH, a_w , or the Interaction of pH and a_w to Determine if a Food Requires Time/Temperature Control for Safety

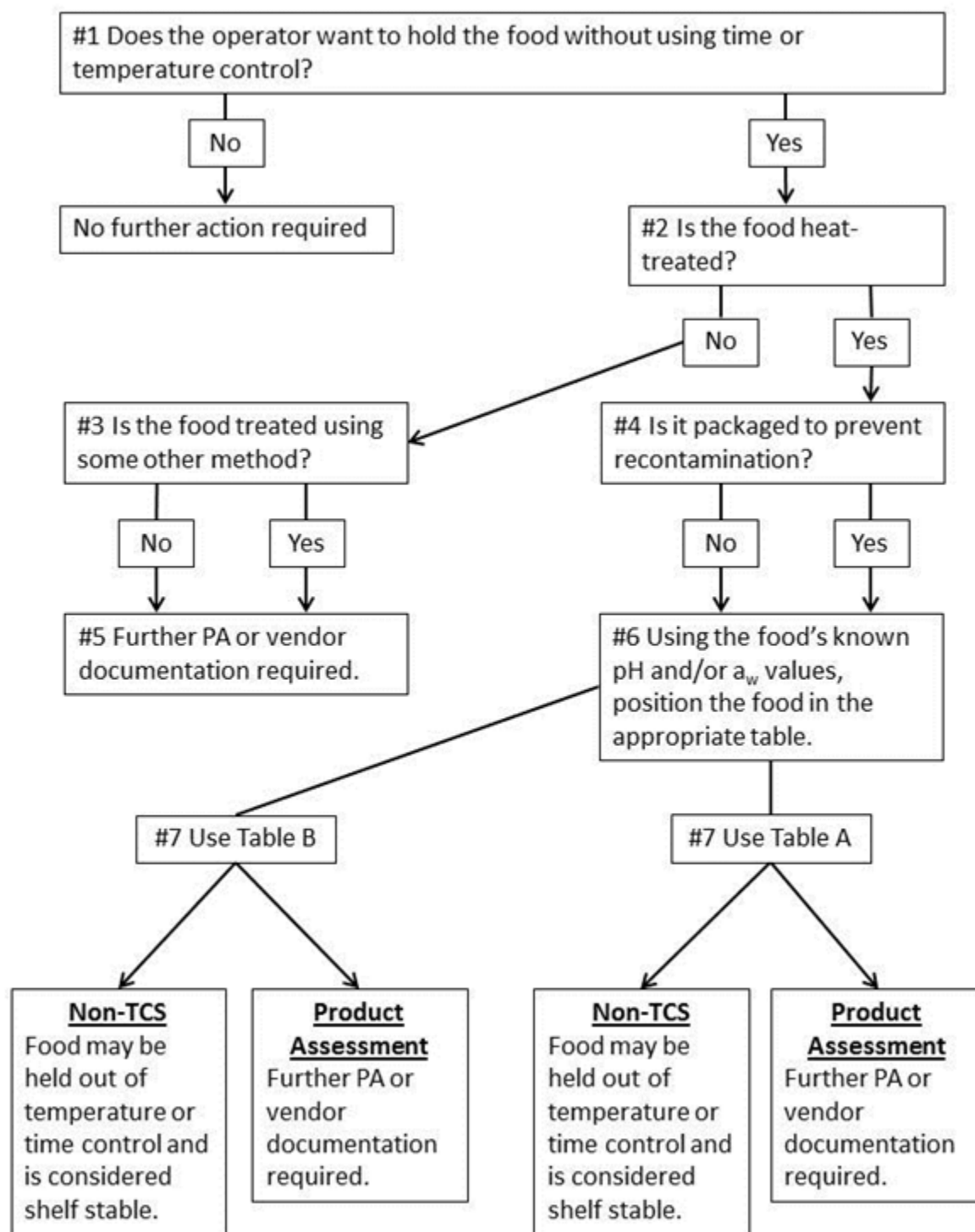


Table A. Interaction of PH and A_w for control of spores in FOOD heat-treated to destroy vegetative cells and subsequently PACKAGED

a_w values	pH: 4.6 or less	pH: > 4.6 - 5.6	pH: > 5.6
≤ 0.92	non-TCS FOOD*	non-TCS FOOD	non-TCS FOOD
> 0.92 - 0.95	non-TCS FOOD	non-TCS FOOD	PA**
> 0.95	non-TCS FOOD	PA	PA

* TCS food means Time/Temperature Control for Safety food

** PA means Product Assessment required

Table B. Interaction of PH and A_w for control of vegetative cells and spores in FOOD not heat-treated or heat-treated but not PACKAGED

A_w values	pH: < 4.2	pH: 4.2 - 4.6	pH: > 4.6 - 5.0	pH: > 5.0
< 0.88	non-TCS food*	non-TCS food	non-TCS food	non-TCS food
0.88 – 0.90	non-TCS food	non-TCS food	non-TCS food	PA**
> 0.90 – 0.92	non-TCS food	non-TCS food	PA	PA
> 0.92	non-TCS food	PA	PA	PA

* TCS FOOD means TIME/TEMPERATURE CONTROL FOR SAFETY FOOD

** PA means Product Assessment required

Vending Machine

"Vending machine" means a self-service device that, upon insertion of a coin, paper currency, token, card, or key, or by optional manual operation, dispenses unit servings of food in bulk or in packages without the necessity of replenishing the device between each vending operation.

The term vending machine in the Chapter refers only to vending machines owned by a food service establishment permit holder and operated on the premises of the permit holder's food service establishment. Such vending machines are considered to be food service equipment of the establishment

511-6-1-.02 PROVISIONS**Mission**

The mission of DPH Chapter 511-6-1 is to reduce the impact of foodborne illness (FBI) on the citizens of Georgia and her guests (i.e., the General Public). In order to carry-out this mission, DPH Chapter 511-6-1 contains two primary objectives:

1. To ensure that risk factors for foodborne illness are maintained under active managerial control (i.e., management monitoring employees activities, health, and personal hygiene practices, training employees regarding food safety practices, and during monitoring, take corrective action to bring out of control risk factors for FBI back into compliance with the provisions of the Chapter); and
2. Initiate provisions for the establishment's design, equipment layout and installation, and construction that will afford management the necessary support for successfully controlling risk factors for foodborne illness.

Therefore, if DPH Chapter 511-6-1 is applied correctly by a food service establishment's management, the risk factors that affect foodborne illness and its impact on the public can be greatly reduced.

In regards to the impact of FBI, Chapter 511-6-1 Rule -.02's provision for issuing of a permit to operate a food service establishment is the legal means mandated by O.C.G.A. § 26-2-371 for the Health Authority to fulfill its mandated mission which is to protect public health. It is the permit applicant's burden to provide satisfactory evidence to the Health Authority that he or she has the means by which to comply with the provisions within DPH Chapter 511-6-1. Successful presentation of satisfactory evidence to the Health Authority is the "Key" to unlock the Health Authority's permission to operate the proposed food service establishment. However, it is the Health Authority's responsibility to determine to what level of satisfactory compliance with the provisions of DPH Chapter 511-6-1 has been met by the permit applicant prior to issuing a permit to the applicant.

Primary Requirement for the Permit Applicant

The primary requirement of DPH Chapter 511-6-1 Rule -.02(1)(a) is for potential food service operators to obtain approval from the Health Authority before they begin to prepare and serve food to the public. The purpose of this requirement is two fold: (1) to allow the Health Authority to assess the establishment based on the proposed menu, plans, and method of operation to determine whether the food flow (the path that food follows from receiving through service to the customer), and kitchen layout (equipment arrangement) are sufficiently designed to protect food as it travels through the facility so that management can be successful in controlling the risk factors to foodborne illness and (2) to remind the permit holder that, once the Health Authority has issued the permit to operate, the permit holder's ability to retain the permit to operate a food service establishment is contingent upon the permit holder's continued compliance with the provisions of

the Chapter. It is through this continued compliance with the Chapter that the permit holder and his or her management will be able to provide the consumer with food that is safe, unadulterated, and honestly presented which ultimately ensures protection of the public's health.

Requirement to Control Foodborne illness Risk Factors

The issuance of a food service permit must be in accordance with the overall requirement of the Chapter which is to minimize the occurrence of foodborne illness through active managerial control of foodborne illness risk factors. The Centers for Disease Control and Prevention (CDC) have identified the following categories as the top 5 factors contributing to foodborne illnesses:

- Food from Unsafe Sources
- Poor Personal Hygiene
- Inadequate Cooking
- Improper Holding/Time and Temperature
- Contaminated Equipment/Protection from Contamination

To this end, permission from the Health Authority to operate a food service establishment can be given only to one management (i.e., permit holder), to one physical facility and its food equipment at one location (i.e., food service establishment), and to one type of operation (i.e., method of operation or business model). Permits cannot be issued to multiple food service operations separately owned and managed utilizing the same physical facilities and food service equipment that directly impact food safety, such as food service equipment and food preparation facilities; food storage facilities; equipment and utensil cleaning and sanitizing facilities along with the associated storage areas; and janitorial cleaning facilities without varying from the Rule and providing detailed standard operating procedures for how food safety will not be compromised as a result of the proposal. However, two or more permit holders may jointly use some aspects of a facility, such as common public toilet room facilities, utilities, dining areas, and communal garbage storage facilities like a food court of a shopping mall is set up.

Why is Active Managerial Control Necessary?

Active Managerial Control is evident within Rule -.03 of the Chapter entitled, "Management and Personnel". In Rule -.03, the responsibility is placed on the food service permit holder to ensure that active managerial control of risk factors (i.e. the Priority Items) is achieved in the day-to-day operation of the establishment. The support system (or Priority Foundation and Core Items) for controlling risk factors and ensuring active managerial control can be found within Rule -.03 such as personnel training or procedures for clean up of vomiting and diarrheal events; provisions in Rule -.04 such as food labeling or shellstock identification; and within Rules -.05 through Rule -.07 such as general sanitation, equipment design, or general maintenance.

Each food service establishment must have its own equipment and physical facilities. Further, it must have its own active managerial control of its operation. Since Core Items contribute to providing the support system for achieving active managerial control of risk factors that most often cause foodborne illness, they must be under the control of management. This is why each permit

holder must have active managerial control over his or her own food service equipment and physical facilities. The local Health Authority may obtain a copy of the appropriate permit from the State Environmental Health Office.

Permit Invalidation

Changes may occur after an establishment is permitted. When the change that occurs involves a change of the permit holder, a change in the physical location of the establishment, or a change in the type of operation, it invalidates the permit.

Change in Physical Location: When a food service establishment intends to change its location, the Health Authority must be notified prior to them doing so in order to determine whether the proposed facility will be adequate to meet the needs of the food service establishment's menu, food flow through the establishment, and layout of equipment to control for foodborne illness risk factors.

Changes in Method of Operation: When a food service establishment intends to change its method of operation, the Health Authority must be notified prior to them doing so to determine if the risks involved with the proposed change in operation can be successfully controlled by the permit holder. In doing so, the Health Authority can provide them with the next steps the establishment will need to take to remain compliance with the Chapter. For example, a fast food establishment may be interested in starting a mobile service operation with two mobile food units. The establishment will need to alert the Health Authority prior to making any purchases of new equipment. This allows the operator to work with the Health Authority in having his or her plans reviewed and evaluated prior to spending unnecessary funds on a project that may or may not be approved. The Health Authority's assessment will focus on determining whether the layout, flow of food through the establishment and mobile units, and the menu (including food preparation processes) will be adequate to help facilitate the management's Active Managerial Control (AMC) of the risk factors for foodborne illness. Additional Health Authority considerations can be found in the Georgia Food Service Design, Installation and Construction Manual's Section B. A change in the type of operation will invalidate the food service establishment's permit so to minimize the lapse in operation it should be discussed with the Health Authority as soon as possible. This is not to say that a food service establishment could not hold more than one type of food service permit. In this example, the food service permit holder could apply for a second food service permit type called "Mobile Food Service Operation". In this case, the permit holder of the establishment would be allowed to operate his establishment as a "base of operation" at the same time he is operating his fast food service operation upon obtaining both permits. In addition, each mobile unit would need to obtain a permit in each counties that it intends to operate. A copy of the Mobile Food Service Operation permit must be provided to each county in which you intend to operate the mobile unit as evidence that the base of operation has been approved to support a mobile food service unit permit.

Change of Permit Holder: Whenever the name of the establishment is changed may be an indication that the type and method of operation or a change in permit holders has occurred. If the permit holder has changed, a new application must be completed and the establishment must comply with all Rules in the Rules and Regulations for Food Service before a new permit is issued.

Changes that Do Not Invalidate a Permit: Other changes, such as a change of mailing address due to municipality, county or post office restructuring, or a change in the name of the establishment do not invalidate the permit, but do require that a new application be completed and a new permit be issued to indicate the changes.

Provisional Permit

A provisional permit is a one-time permit that may be issued by the local Health Authority if a food service establishment changes ownership but the menu and equipment layout remains unchanged, and upon inspection the establishment achieves a score of at least 80 with no imminent health hazards. The provisional permit expires within 60 calendar days of permit issuance. This time allows the operator to repair “noncompliant construction or equipment problems” while obtaining their food service permit. All noncompliant construction or equipment problems must be corrected prior to the Provisional permit’s expiration date in order to obtain a food service permit and continuing operation.

Satisfactory Compliance

Qualifications for Permit: The purpose of this provision is to state basic actions to be taken by an applicant to be qualified to receive a food service permit from the Health Authority. The applicant must be the owner of the food service establishment or an appointed officer of the legal owner of the food service establishment. The applicant must agree to allow the Health Authority access to the food service establishment in order for the Health Authority to conduct inspections and investigations as mandated by the Chapter or applicable Laws. The owner or office of the legal owner must provide complete information concerning the proposed food service establishment as requested by the Health Authority. Furthermore, the owner or office of the legal owner shall provide evidence of satisfactory compliance with the provisions of this Chapter through the achievement of a score of at least an 80 or above on the initial or permitting inspection with no violations of Risk Factor Public Health Intervention items and/or imminent health hazards. Finally, all assessed fees for services must be remitted in regards to the proposed food service establishment as recommended by the County Board of Health and authorized by the County Commission in which the proposed establishment will be located.

To ensure that all provisions of laws other than those found in the Rules and Regulations for Food Service have been complied with, the local Health Authority may want to issue an agency review sheet upon first contact with the interested food service operator. This sheet would list all agencies, such as building inspector, fire inspector, etc. that must be contacted and approval granted before a food permit is issued or the business begins operation.

Permit Displayed

Specifics as to how and where a food service permit is to be displayed within the food service establishment is found in Rule -.02 of the Chapter. Mobile and extended food service operation permits will be posted as per Rule -.02 of the Chapter as well. A mobile food service unit permit for each county in which a mobile food service unit operates will be publicly displayed on the

mobile food service unit. Electronic frames which rotate through documents on a timer are not an acceptable means to display permits, CFSM certificates, or other documents required to be publicly displayed by the Health Authority.

For “Ghost Kitchens” where consumers can only order food from an online platform (e.g. mobile app or web based), the permit holder is responsible for ensuring the name and address of the physical kitchen location is on the menu’s webpage or virtual ordering platform. The permit holder may have several virtual brands that are prepared from the single permitted kitchen location. This way, the consumer can look up the “parent” permit holder of the online virtual brand to check the inspection report for that kitchen. The permit holder is also responsible for ensuring this information is provided on any third-party delivery company’s website with which they are contracted to do business.

Property

The purpose of this provision is to notify the permit holder that permits issued belong to the Health Authority and not to the permit holder. The Food Service Permit is the legal permission granted by the Health Authority to an applicant to operate a food service establishment. The permit holder has the or permission to operate until and at such time as the permit is invalidated, suspended, or revoked by the Health Authority for lack of compliance with the Chapter on the part of the permit holder.

Responsibilities of the Permit Holder

The purpose of Rule -.02 subsection (1) (f) is to notify the permit holder of his or her obligation to comply with the requirements of the Chapter in order to retain his or her food service permit and with it, the permission and authorization to operate his food service establishment. This obligation, permission, and authorization to operate a foodservice establishment begins with the receipt of the food service permit.

The permit holder is obligated to the Health Authority to maintain his food service establishment’s physical facilities, equipment, and other associated apparatuses in compliance with the Chapter. The permit holder could be required to replace existing physical facilities, equipment, and associated apparatuses should the Local Health Authority determines through inspection and investigation that:

- Findings by the Health Authority indicated conditions that would prohibit food from being safely prepared and handled as required within the Chapter or a nuisance is created as a result of exiting conditions of the establishment. Some examples of conditions would be:
- Equipment that has so deteriorated that it cannot be cleaned thereby lending itself as a vehicle for cross-contamination of food and clean and sanitized food contact surfaces;
- Equipment that has so deteriorated that it no longer is capable of functioning for which it was designed and constructed. For example, refrigeration or hot-holding equipment unable

to maintain safe product storage or holding temperatures; and

- Physical facilities, equipment, associated apparatuses, and premises has so deteriorated that vermin infestation cannot be controlled, such as, garbage storage equipment and or areas deteriorated to an unsanitary condition contributing to an odor and or vermin attraction that is impacting operations of neighboring business or the health and comfort of individuals within nearby residences. The permit holder could be required by the local Health Authority to replace physical facilities, equipment, associated apparatuses, and premises should it find through inspection and or investigation that such physical facilities, equipment, associated apparatuses, and premises no longer comply with criteria upon which it was originally accepted by the local Health Authority. For example, a piece of equipment was installed without the approval of the local Health Authority. Upon subsequent inspection by the local Health Authority, it was determined that said equipment was not designed and constructed according to ANSI (American National Standards Institute)-accredited certification programs nor as an alternative, it did not meet the Chapter's requirements for materials, design and construction (see Rule -.05 subsection (1) (a) through (j) and (2) (a) through (ii) of the Chapter). In addition, if it was determined by the local Health Authority that the equipment was not correctly installed as per the Chapter (see **Rule -.02** subsection (8) referencing "Interpretation of this Chapter" in regards to "Food Service Establishment for Design, Installation and Construction" of the Chapter and Rule -.05 of the Chapter). In this case, the local Health Authority would require the equipment to be replaced with equipment and installed in such a way that meets the requirements of the Chapter. The Health Authority can require the replacement of non-compliant physical facilities, equipment, associated apparatuses, and premises at the time wherever a food service permit no longer exists (or invalidated) through a change in ownership of the establishment. This statement is true because food service permits are not transferable from one person to another. In order for the local Health Authority to issue a food service permit to the new owner of the establishment, the prospective permit holder must provide evidence of satisfactory compliance with the provisions of the Chapter. In addition, all other provisions of laws that apply to the location, construction and maintenance of the food service establishment and the safety of persons therein must be in compliance. Wherever physical facilities, equipment, associated apparatuses, and premises are replaced due to normal course of operation, new physical facilities, equipment, associated apparatuses, and premises must comply with requirements of the Chapter.

Notification of Menu Change

The purpose Rule 511-6-1-.02 subsection (1) (g) of the Chapter is to require communication between the permit holder and the Health Authority concerning changes in the establishment's menu. This required communication would be necessary whenever the permit holder plans for a significant change in his menu thus forcing a significant change in food processing within the food service establishment. By notifying the Health Authority of the proposed addition of new menu items, both the permit holder and the Health Authority can work together to assure that risk-factors that are known to cause foodborne illness and associated with the new processing can be assessed to ensure they are controlled or eliminated altogether. Notification may be at the local level as in

a non-chain food service establishment or at the State level as in a corporate or chain food service establishments. Some examples involved with menu changes that would require the Health Authority to be notified by the permit holder are described in 1., 2., and 3. of subsection (g) of the Chapter. They are as follows:

- Any addition of a menu item that requires the addition of equipment or structural modifications of the food service establishment, such as the removal or the addition of rooms, exhaust hood ventilation system(s), plumbing system(s), etc that were not accepted by the local Health Authority at the time the establishment’s food service permit was issued;
- Any change that involves a food preparation process, such as cooking, cooling or reheating food, that was not previously performed in the establishment prior to the menu change. For instance, a soda-fountain food service operation changes its menu to include preparing hamburgers using raw ground beef. Before this addition of hamburgers to the menu, the soda-fountain food service establishment did not cook any food; but instead, it only offered soft-served ice-cream products and soft drinks. In this case, the permit holder would be required to notify the local Health Authority of its intentions to add the new menu item, hamburgers, prior to actually serving it; and
- Any addition of a menu item that poses a health risk to consumers because it is a raw animal food served raw or undercooked.

The Health Authority must be notified prior to the aforementioned menu changes being made within the food service establishment. For instance, if a soda-fountain food service establishment proposed to add sushi (acidified rice and raw seafood) to its menu, the permit holder would be required to notify the Health Authority prior to placing it on the menu and serving it.

Mobile Food Service Unit

DPH Rule 511-6-1-.02(2) of the Chapter provides guidance to the EHS to view mobile food service operations, which is comprised of the fixed base of operation with mobile unit(s), as one mobile food service establishment. The mobile unit(s) simply operates as an extension of and under the managerial authority of the permit holder of its permitted base of operation. The local Health Authority, where the base of operation is located, issues the food service permit to authorize the mobile food service establishment to operate as a “Mobile Food Service Operation”. Each mobile food service unit operating from its permitted base of operation must obtain a “Mobile Food Service Unit Permit” from the same County Health Department that issued the base operation permit. This is referred to as the Mobile food service establishment’s county of origin. If the unit will not be operating in the county of origin where the base of operation is located, a permit for the unit is still required in that county. This is because the EHS in the county where the base of operation is located must evaluate the entire operation to include both the unit and the base. Neither the mobile food service unit nor the mobile food service base of operation can operate independently of one another; therefore, if either of the two ceases to exist then both permits are invalidated. The food service permit type “Base of Operation” must be issued to the base of

operation before any mobile food service unit permit can be issued within the county in which the mobile food service unit is to operate. In counties outside the county of origin, a permit is not required by the mobile food service operation if it has been permitted within another county in the State of Georgia. Instead of a permit, mobile food service establishments shall have their permits recognized by counties outside the county of origin through a process called “Authorizing Mobile Food Service Units in Additional Counties”. Mobile food service units are verified through an application process before recognizing their permits and issuing a “authorization to operate” in a jurisdiction outside their county of origin. Local Health Authorities must communicate with each other and utilize the inspection database to ensure that permits are being properly issued for the entire operation before issuing authorizations in counties outside the county of origin.

Initial Permitting of the Mobile Food Service Establishment in the County of Origin

A Mobile Foodservice Establishment (MFSE) must first obtain permits for a Base of Operation and the Mobile Food Unit(s) in the county of origin within the State of Georgia.

An application for a Base of Operation and an application for the Mobile Food Unit(s) will be submitted to the Health Authority in the county of origin with applicable fees along with:

1. Menu
2. At least 2 photographs of the unit: one of the OUTSIDE and one of the INSIDE
3. Detailed drawing (as close to-scale as possible) with all equipment clearly labeled
4. Manufacturer’s specification sheets for all equipment (cooking, cold holding, hot holding, freshwater & wastewater tanks, generator, etc.)
5. A list of all county locations MFSE intends to operate outside the county of origin
6. Original, notarized “Verification of Residency” with a copy of the supporting secure and verifiable document attached.
7. Proof of compliance with all other applicable agencies (e.g. zoning, fire, etc.)
8. Mobile Food Unit Location Form (<https://dph.georgia.gov/environmental-health/food-service>) NOTE: social media page/website link/GPS tracker information is also acceptable in lieu of paper form.
9. *Copy of Toilet Use Agreement Form (<https://dph.georgia.gov/environmental-health/food-service>)
10. *Copy of Property Use Agreement Form (<https://dph.georgia.gov/environmental-health/food-service>)

*(*MFSE permit holder shall provide county of origin all location copies for 8 & 9, if available. This will help make the authorization process to be more efficient in the outside counties. If the county of origin receives all Toilet & Property Agreements for all locations including outside counties, these shall be entered/uploaded into the inspection database for sharing with those outside counties. For more information on how to enter/upload these into the inspection database, contact the EH Section’s Evaluation Support Director or inspection database designated contact. If the permit holder DOES NOT have all Toilet & Property Agreements at the time of application/plan review, the permit holder can provide this information during the authorization process in the outside counties.)*

Once the Health Authority in the county of origin has reviewed and approved the plans for the MFSE, the owner will receive an operational permit for both the Base of Operation and the Unit(s).

Authorization Process Mobile Food Service Unit(s) in COUNTIES OTHER THAN the County of Origin

The following procedures shall be used for mobile food service unit permit holders who wish to operate in another county from their county of origin. Prior to operating in counties other than the county of origin, the mobile food service permit holder shall provide its county of origin a listing* of counties that it intends to operate. This list shall be updated and maintained at all times. Additionally, the mobile food service permit holder shall submit “Application for Authorization to Operate a Mobile Food Truck, Trailer or Pushcart (Additional Counties)” to the county health department in which they want to operate along with the following documentation*:

**Documentation shall be submitted in a manner determined by the county board of health, but an electronic delivery method/format shall be available.*

1. Proof of compliance with all other applicable local agencies (e.g. zoning, fire, etc.)
2. Approved menu (NOTE: Menu provided shall have an indication it was approved by the county of origin [i.e. Health Authority signature, stamp, etc.]
3. Mobile Food Unit Location Form (<https://dph.georgia.gov/environmental-health/food-service>) NOTE: social media/website link/GPS tracker is acceptable in lieu of paper form.
4. *Copy of Toilet Use Agreement Form (<https://dph.georgia.gov/environmental-health/food-service>)
5. *Copy of Property Use Agreement Form (<https://dph.georgia.gov/environmental-health/food-service>)

*(*MFSE permit holder does not have to provide copies of 4 & 5 above if these items have been provided to the county of origin during the plan review process and entered/uploaded into inspection database. Verify in the inspection database that this information is available before requesting from the MFSE permit holder.)*

The receiving county Health Authority will verify the documentation on the Department of Public Health’s permit inspection database that the permit is in good standing in the county of origin and in any other counties where the mobile food service establishment has been authorized to operate. All county boards of health shall utilize the department’s permit inspection data base. The county board of health for such outside county (The receiving county) may charge an administrative fee, limited to the costs incurred, to confirm the mobile food service establishment’s standing in other counties where it is authorized to operate. Upon verification that the permit is in good standing and there are not public health or safety concerns, a county shall recognize the permit and shall authorize the MFSE to operate in its jurisdiction and have jurisdiction over the mobile food service establishment. The authorization to operate shall correspond with expiration date of the MFSE permit issued by the county of origin and/or remain effective until revoked or terminated by outside county. If the county of origin does not have an expiration date for the MFSE permits, the authorization will not carry an expiration date.

However, the MFSE authorization shall remain effective until revoked or terminated by the outside county.

Verifying Mobile Food Service Establishments' Standing & Public Health Concerns

An Authorization to Operate shall be issued to a MFSE that is in good standing and has no public health concerns.

A MFSE's permit is considered in good standing if there is an active permit for both the base of operation and the mobile unit in any county within the State of Georgia. An active permit means that the MFSE has both their base of operation and mobile food unit(s) permitted in a single county within the State of Georgia. These permits must not be under a suspension or revocation. Furthermore, the receiving county (county boards of health outside the county of origin) shall verify that a MFSE does not have any public health concerns before authorizing a MFSE to operate within its jurisdiction.

The MFSE shall initiate the request to operate in the receiving county by submitting the Application for "Authorization to Operate" a Mobile Food Truck, Trailer or Pushcart. This application shall be submitted with copies of the required documents: (1) Route/Location Sheet (2) Toilet Agreement (3) Property Agreement (4) Proof of Compliance with local laws (5) Current copy of menu. These documents can be submitted electronically, and an electronic method shall be made available (ex: email, fax, etc.). Once the documents are received, the EHS shall first verify within the inspection database the status of the permits for the base and the unit. Once the permits are verified, the EHS shall verify that the most current routine inspections for both the base of operation and mobile food service unit do not have notations of violations that advise identify a public health concern such as having an unsatisfactory score of 70 or less which demonstrates a lack of active managerial control and lack of compliance with the Chapter. Additionally, the inspection addendums of these recent inspection reports, along with any notations left in the inspection database (Notes/Memos section, etc.) shall be carefully evaluated to determine if there are other public health or safety concerns, such as no potable/hot water available on the unit or at the base, illegal dumping of liquid/sewage wastes, mobile food service unit is not returning back to the base of operation as required, and/or complaint investigations that are on-going. Furthermore, the MFSE menu and equipment shall be consistent with the county of origin's initial approval. Additionally, MFSE shall provide proof of compliance with local laws, compliance with any existing remediation plans and/or citations, and copies of all agreements (toilet, property, etc.) have been received for each food vending location. If there are no issues with any permits or public health concerns, then the MFSE is considered to have a permit in good standing and shall be issued an authorization to operate.

Authorization Invalidation

Changes may occur after a mobile food service establishment is authorized to operate in an county outside the county of origin. When the change that occurs involves a change of the permit holder, a change in the physical location of the establishment, or a change in the type of operation, it invalidates the authorization to operate issued by an outside county.

Change in Physical Location: When a mobile food service establishment intends to change its location, the Health Authority must be notified prior to them doing so in order to determine whether the proposed facility will be adequate to meet the needs of the mobile food service establishment's menu, food flow through the establishment, and layout of equipment to control for foodborne illness risk factors.

Changes in Method of Operation: When a mobile food service establishment intends to change its method of operation, the Health Authority must be notified prior to them doing so to determine if the risks involved with the proposed change in operation can be successfully controlled by the permit holder. In doing so, the Health Authority can provide them with the next steps the establishment will need to take to remain in compliance with the Chapter. For example, an existing MFSE which operates a food cart business at the local park on weekends, wants to add food trucks to its operation. With the new operation comes additional menu items. The establishment will need to alert the Health Authority prior to making any purchases of new equipment. This allows the operator to work with the Health Authority in having his or her plans reviewed and evaluated prior to spending unnecessary funds on a project that may or may not be approved. The Health Authority's assessment will focus on determining whether the layout, flow of food through the establishment and the additional mobile units, and the menu (including food preparation processes) will be adequate to help facilitate the management's Active Managerial Control (AMC) of the risk factors for foodborne illness. Additional Health Authority considerations can be found in the Georgia Food Service Design, Installation and Construction Manual's Section B. A change in the type of operation will invalidate the food service establishment's permit so to minimize the lapse in operation it should be discussed with the Health Authority as soon as possible.

Change of Permit Holder: Whenever the name of the mobile food service establishment is changed may be an indication that the type and method of operation or a change in permit holders has occurred. If the permit holder has changed, a new application must be completed and the establishment must comply with all Rules in the Rules and Regulations for Food Service before a new permit and authorization to operate can be issued.

Changes that Do Not Invalidate a Authorization: Other changes, such as a change of mailing address due to municipality, county or post office restructuring, or a change in the name of the establishment do not invalidate the permit, but do require that a new application be completed and a new permit be issued to indicate the changes.

Criteria for Refusal to Recognize Mobile Food Service Establishment Permit

The receiving county may refuse to recognize a mobile food service establishment's permit if the base of operation or mobile unit permit is not from another county in this state, if the base of operation or mobile unit permit is not in good standing in the county of origin or any county within which it is authorized to operate, or for public health safety concerns.

If an EHS finds that there are issues with a MFSE's permit that is not in good standing and/or public health concerns, the receiving county may refuse authorization to operate within their jurisdiction. If a refusal is issued, a written notice shall be issued to the MFSE operator explaining the basis of the refusal. To assist EHS with writing a notice in the event this may be needed, a

template is provided on PHIL for districts to use. It is recommended that all districts use the refusal template when refusing to recognize a MFSE within a jurisdiction. This ensures a consistent message and approach to the overall authorization process.

Mobile Food Service Establishment Permit Process EHS Training

For more in-depth training on how the permitting processes work, view the following videos on the Microsoft Stream Food Program Channel "[Food Service Mini-Modules](#)":

1. *"Restaurant with a Mobile Unit Permit Requirements"*
2. *"Mobile Food Service Authorization Process (Authorizing in Outside Counties)"*
3. *"Mobile FS Units; Power Sources"*

Schedule of Locations for Mobile Food Service Operations

The purpose of the provision within DPH Rule 511-6-1-.02(3) (e) of the Chapter is to provide a means for local Health Authorities to know when and where each mobile food unit will be located and operating. This requirement is essential for the local Health Authorities in order for them to have the ability to conduct unannounced inspections; to assess management's active managerial control over foodborne illness risk factors; and to initiate required investigations in the event of a foodborne outbreak. To this end, the Health Authority in the county where the "Base of operation" is located will be the Health Authority where the "Mobile Food Service Establishment" will make application for a permit to operate. It is this local Health Authority that will receive the application, menu, and associated plans and specifications for the mobile operation. It will take the lead in the plan review process and the pre-operational inspection prior to the issuance of the permit to operate. It is during the initial contact that the applicant will furnish information concerning the proposed scheduling of mobile food unit(s) as to location and times of their operation. Once the application has been submitted with the proposed schedules of mobile food unit(s) operation location and times, the county Health Authority of origin will notify the applicant that he or she must make application for a Authorization to operate with any other county Health Authority that is indicated by the proposed schedule of operation.

Within each county that each mobile food service unit will be operating, the applicant will need to submit an application to that Health Authority that lists the location and times when each mobile food service unit will be parked and operating. The mobile food service establishment's permit holder will have the responsibility to keep both the county of origin and each county Health Authority updated as to changes in how its mobile food unit(s) are scheduled to operate. This can be done by using the Mobile Unit Location Listing form on the DPH EH website or other approved method, such as an app on social media or website, provided that the permit holder informs the Health Authority of the method that will be used. Failure of the permit holder to notify county Health Authorities of changes in scheduling of mobile food unit locations and times of operation will invalidate a mobile food unit permit and/or Authorization.

Mobile Food Service Establishments' Operating at Temporary Events

A MFSE may wish to operate at a Temporary Event. If the unit has a current operational permit and/or authorization to operate for the county where the event is held, then the operator may inform the local Health Authority of the intent to use the event as one of their locations in that county. If the operator chooses to use the event as one of their locations within that county, then he/she is required to return to their Base of Operation daily as per the GA Foodservice Rules and Regulations, Chapter 511-6-1. If the operator chooses to remain at the event site and not return to their Base of Operations, then he/she is required to obtain a Temporary Foodservice Establishment permit and pay the applicable fees. Operating under a Temporary Foodservice Establishment permit may subject the operator to more frequent inspections while at the event dependent upon their menu.

When Plans Are Required

Approval of Plans:

1. Whenever a new food service establishment is to be built or when extensive remodeling of an existing food service establishment; or when an existing structure that was not previously a food service establishment is to be converted into a food service establishment, properly prepared plans and specifications must be submitted to the county Health Authority in which the establishment is to be located. The county Health Authority will then review such plans and specifications. When it deems that the review process has shown compliance with the Chapter, the county Health Authority will issue documents of plans and specifications approval to the proposed permit holder.
2. No construction of the proposed food service establishment can take place until the applicant receives the reviewing county Health Authority's documentation approving the proposed plans and specification.
3. See the "Food Service Establishment Manual for Design, Installation and Construction" for guidance in food service plans and specification review.

Submission of Plans:

1. The purpose of DPH Rule 511-6-1-.02 subsection (4) (b) of the Chapter is to allow enough time for the Health Authority to adequately review food service plans and specification once they are received from the applicant. The fourteen (14) day minimum time of receipt of plans and specifications from the date of that construction will begin is to provide the Health Authority an opportunity to do so.
2. If the application is not completed with all the necessary information and fees paid, the Health Authority may extend the time it needs to receive such information and fees to complete the review process.

Construction Inspection and Approval

At the plan review stage, the regulatory authority may be dealing with an agent of the permit applicant who is seeking a building permit and who is not in a position to discuss plans for safety

conducting the food operation. Nonetheless, the plan review step presents a unique opportunity to lay a foundation that enables the proposed operation to proactively sustain compliance with the Chapter over time. Standard operating procedures (SOPs) are a part of that foundation and ideally are developed in tandem with designing the facility. Consequently, as an integral part of the plan review process, discussion needs to occur about such procedures and their scope.

SOPs need to be developed by the time of the preoperational inspection and put into effect when the food operation begins. It is recommended that such procedures be written, available for reference by the person in charge, conveyed to the appropriate employees, and available for review by the regulatory authority during inspections. Operating procedures should include definitive practices and expectations that ensure that:

- (1) The transmission of foodborne disease is prevented by managing job applicants and food employees,
- (2) Food is received from approved sources,
- (3) Food is managed so that the safety and integrity of the food from the time of delivery to the establishment throughout its storage, preparation, and transportation to the point of sale or service to the consumer is protected,
- (4) Time/temperature control for safety food is maintained, including freezing, cold holding, cooking, hot holding, cooling, reheating, and serving in conformance with the temperature and time requirements
- (5) Warewashing is effective, including assurance that the chemical solutions and exposure times necessary for cleaning and sanitizing utensils and food-contact surfaces of equipment are provided, and
- (6) Records that are specified within the Chapter are retained for inspection.

During the plan review stage, the local Health authority and a management representative of the proposed food establishment should discuss available training options that may be used to train food employees and the person in charge regarding food safety as it relates to their assigned duties. By the time of the preoperational inspection, operating procedures for training should include definitive practices and expectations of how the management of the proposed food establishment plans to comply with the requirement for the person in charge to assure that food employees are properly trained in food safety as it relates to their assigned duties.

When a HACCP Plan is required

Rule 511-6-1-.02 (5)(a) and (b):

Many establishments such as public schools utilize voluntary HACCP plans in their daily operation. Voluntary HACCP plans that are not required by with the Rules and Regulations for Food Service do not need review and approval by the local (county) and state Health Authorities.

However, any HACCP plan that utilizes a process that does not fully comply with Chapter 511-6-1 requires a variance and must have joint approval by the local (county) and state Health Authorities.

HACCP Plans that will be submitted to the State Environmental Health Office (or State Office) for review and processing must be first reviewed by the local Health Authority, along with submitted variances. The local Health Authority will make all initial contact with the permit holder in regards to **any** variance requests and or HACCP Plans unless it is in regards to a chain (multi-unit corporation) that impacts two or more districts. The local Health Authority will review submitted variance request forms and HACCP Plans for proper structure and completion prior to submittal to the State Office for review and processing. In addition, the Health Authority will provide a letter of recommendation for or against the proposal because the Health Authority is familiar with the layout of the establishment, history of compliance, establishment's capacity in regards to whether it can successfully ensure active managerial control of the proposed activity, etc. and submit it along with the variance request and HACCP plans to the State Environmental Health Office. The letter of recommendation must fully explain the local Health Authority's position concerning its review of the proposed variance/HACCP plan. This process would be the same for HACCP plans that do not require a variance.

The recommendation letter must be included with the submitted variance/HACCP plan for the State Environmental Health Office's review. Once it is determined that all documentation is complete, the packet will be referred to the DPH Legal Section for disposition.

Once the State Office State Environmental Health Section has received the local Health Authority's documentation, it will review the documents. If there is a need for further information concerning the submitted documents, the State Office will refer back to the local Health Authority that submitted the plans (the checklists should help to minimize this turnaround time by submitting the bulk of the documents to the local Health Authority). After review of the submitted documents has been completed and a decision has been rendered by the Department's Division of Public Health in terms of variances, the State Office will distribute the decisions to all parties involved.

Should a chain (multi-unit corporation) that impact multiple districts submit documents directly to the State Environmental Health Office, the district health offices will be notified of the submittal. Approval of HACCP plans in chain establishments that cross districts will be shared with all district health offices.

Food processes that require a HACCP plan and variance include the following:

- Smoking Food as a method of Food preservation rather than as a method of flavor enhancement.
- Curing Food
- Using Food Additives or adding components such as vinegar as a method of food preservation or to render a Food Non-TCS.
- Packaging Food using a Reduced Oxygen packaging without a second barrier except when Rule -.04(6)(k)4. is followed precisely
- Custom processing animals that are for personal use as Food and not for sale or service

in a Food Establishment

Preparing food by another method that is determined by the regulatory authority to require a HACCP plan

- Molluscan shellfish life-support system.

A HACCP plan for a Molluscan shellfish life-support system must the following (at minimum):

- Ensure that water used with fish other than the shellfish does not flow into the molluscan shellfish tank.
- Ensure the safety and quality of the shellfish
- Ensure the identity of the source of the shellstock is retained for 90 calendar days after consumption

Note: Food processing criteria for “Reduced Oxygen Packaging” and “Smoking and Curing” can be found within Annex #6 in the 2013 FDA Model Food Code.

Hazard Analysis and Critical Control Point (HACCP) is a systematic approach to identifying, evaluating, and controlling food safety hazards. Food safety hazards are biological, chemical, or physical agents that are reasonably likely to cause illness or injury in the absence of their control. Because a HACCP plan is designed to ensure that hazards are prevented, eliminated, or reduced to an acceptable level before a food reaches the consumer, it embodies the preventive nature of “active managerial control.”

Active managerial control using HACCP principles can be achieved by identifying the food safety hazards attributed to products, determining the necessary steps that will control the identified hazards, and implementing on-going practices or procedures that will ensure safe food.

Contents of a HACCP Plan

For a food service establishment that is required in DPH Rule 511-6-1-.02 (5) to have a HACCP plan, the plan and specifications shall indicate:

- A categorization of the types of FOODS (TIME/TEMPERATURE CONTROL FOR SAFETY FOODS) that are specified in the menu such as soups and sauces, salads, and bulk, solid foods such as meat roasts, or of other foods that are specified by the Health Authority;
- A flow diagram by specific food or category type identifying critical control points and providing information on the following:
 - Ingredients, materials, and equipment used in the preparation of that food, and formulations or recipes that delineate methods and procedural control measures that address the food safety concerns involved;
 - Food employee and supervisory training plan that addresses the food safety issues of concern;
 - Standard operating procedures for the plan under consideration including clearly identifying:
 - Each CRITICAL CONTROL POINT,
 - The CRITICAL LIMITS for each CRITICAL CONTROL POINT,

- The method and frequency for monitoring and controlling each CRITICAL CONTROL POINT by the FOOD EMPLOYEE designated by the PERSON IN CHARGE,
- The method and frequency for the PERSON IN CHARGE to routinely verify that the FOOD EMPLOYEE is following standard operating procedures and monitoring CRITICAL CONTROL POINTS,
- Action to be taken by the PERSON IN CHARGE if the CRITICAL LIMITS for each CRITICAL CONTROL POINT are not met, and
- Records to be maintained by the PERSON IN CHARGE to demonstrate that the HACCP PLAN is properly operated and managed; and
- Additional scientific data or other information supporting the determination that FOOD safety is not compromised by the proposal.

In addition to the above, the establishment must include the following operational procedures for Reduced Oxygen Packaging that:

- Prohibit contacting food with bare hands,
- Identify a designated work area and the method by which:
- Physical barriers or methods of separation of raw foods and ready-to-eat foods minimize cross contamination, and
- Access to the processing equipment is limited to responsible trained personnel familiar with the potential hazards of the operation, and
- Delineate cleaning and sanitization procedures for food-contact surfaces; and
- Describes the training program that ensures that the individual responsible for the reduced oxygen packaging operation understands the:
 - Concepts required for a safe operation,
 - Equipment and facilities, and
 - Operational procedures and the HACCP Plan Standard operating procedures
- All other provisions within Rule -.04(6)(k) for Reduced Oxygen Packaging must be followed.
- Additional Scientific Data:
 - There may be times when the Health Authority will need laboratory analysis conducted by an independent third party source to ensure hazards associated with food processing are being controlled. Such analysis may be in the form of recipe validation; product assessment; challenge studies; or acidification classification of bottled sauces. A third party laboratory that is nationally certified to do such analysis must be chosen by the submitter to conduct such analysis. Documentation attesting to the selected laboratory's qualifications for conducting the required analytical work must accompany all reports. Further, a complete description of analytical methodologies and procedures used by said laboratory must also accompany reports. All analytical work performed results must represent the actual food process that would be utilized by the food service establishment.

Preoperational Inspection

The purpose of a Preoperational Inspection is to allow the applicant an opportunity to get feedback from the Health Authority that his or her establishment is being completed during construction according to the approved plans for the establishment prior to a permit being issued. In order for the Health Authority to verify compliance and issue the permit, it must conduct an initial inspection of the completed food service establishment with all the necessary equipment installed and functioning properly to determine the food service establishment's compliance with applicable Law and this Chapter.

Interpretation of this Chapter

This Manual entitled, "Interpretation Manual for the Georgia Rules and Regulations for Food Service" and its companion manual entitled; "Food Service Establishment Manual for Design, Installation and Construction" are programmatic manuals. Their purpose is to augment the Chapter by providing detail and specificity of its Rules and Regulations. As the need for further clarification arises, updates to these manuals will periodically occur.

511-6-1-.03 MANAGEMENT AND PERSONNEL

Responsibility PIC Present

Designation of a person in charge (PIC) during all hours of operations ensures the continuous presence of someone who is responsible for monitoring and managing all food establishment operations and who is authorized to take actions to ensure that the Chapter's objectives are fulfilled. During the day-to-day operation of a food establishment, a person who is immediately available and knowledgeable in both operational and Chapter requirements is needed to respond to questions and concerns and to resolve problems.

Knowledge Demonstration

The designated person in charge who is knowledgeable about foodborne disease prevention, Hazard Analysis and Critical Control Point (HACCP) principles, and Chapter requirements is prepared to recognize conditions that may contribute to foodborne illness or that otherwise fail to comply with Chapter requirements, and to take appropriate preventive and corrective actions.

There are 3 ways in which the person in charge can demonstrate competency. Many aspects of the food operation itself will reflect the competency of that person. The 3 ways are as follows (only one is needed to demonstrate knowledge at the time of inspection):

Option 1. Demonstrating that his or her food service establishment is in compliance with the Chapter. The person in charge or PIC can demonstrate the required compliance status receiving a food service routine or follow-up inspection without any risk factors and public health interventions being found in violation of the Chapter.

Option 2. Demonstrate knowledge of food safety by receiving and maintaining a food safety certification, as a Certified Food Safety Manager (or CFSM), by passing an examination that is part of an accredited program. Currently, Georgia only recognizes those exams that are accredited by ANSI as meeting Conference for Food Protection (CFP) criteria.

Option 3. If the food service establishment does not have a CFSM working during the time of the inspection (example CFSM has gone to the bank) and the establishment has one or more risk factors/public health interventions violated during the inspection, the PIC must demonstrate his/her knowledge of foodborne illness, HACCP, and the requirements of the Chapter through assessment by the Health Authority. This assessment will occur through dialogue between the EHS and the PIC determine whether or not the PIC has a clear understanding of the Chapter and its public health principles to follow sound food safety practices and to produce foods that are safe, wholesome, unadulterated, and accurately represented. During this dialogue, the EHS will assess the PIC's knowledge through a series of questions pertinent to their establishment. If the PIC can answer questions concerning his operation in regards to the Rules and Regulations for food service, then he/she has demonstrated knowledge of food safety as it relates to his/her food service operation.

Demonstration of Knowledge using Option 3 may be assessed by:

1. Describing the relationship between the prevention of foodborne disease and the personal hygiene of a food employee; (How can each employee's personal hygiene prevent foodborne disease? Example: The dishwasher/server/busboy needs to wash his hands after his hands have touched soiled dishes and before touching clean dishes. All employees need to wash hands after using the restroom, touching face, carrying out garbage, etc.)
2. Explaining the responsibility of the person in charge for preventing the transmission of foodborne disease by a food employee who has a disease or medical condition that may cause foodborne disease; (Does the person in charge know that he has the responsibility to ensure a food employee with a disease or medical condition that may cause a foodborne disease is excluded or restricted? Can he explain the difference between exclude and restrict, and does he know when to exclude or restrict? Can the person in charge name the illnesses that require exclusion from the food service establishment? Does the person in charge know what action to take when a food service worker or health authority notifies him that a food service worker has a reportable disease that can be transmissible through food?)
3. Describing the symptoms associated with the diseases that are transmissible through food; (Can the person in charge describe symptoms that are associated with diseases that are transmissible through foods, and does he know what to do when the symptoms are present in a food service worker?)
4. Explaining the significance of the relationship between maintaining the time and temperature control for safety (TCS) and the prevention of food-borne illness; (Does the person in charge know what record keeping is required when using time in lieu of temperature when handling TCS foods, and can they provide documentation of this information if used? Can the person in charge tell the EHS the maximum amount of time or the temperature limits of TCS foods being held? Can the person in charge tell the EHS the corrective action to take when TCS foods are found to exceed holding time limits or not at correct temperatures?)
5. Explaining the hazards involved in the consumption of raw or undercooked meat, poultry, eggs, and fish; (Can the person in charge explain why a consumer advisory is needed if serving raw or undercooked meat, poultry, eggs, and/or fish? Can the person in charge show where the consumer advisory is required to be printed and displayed?)
6. Stating the required food temperatures and times for safe cooking of TCS foods including meat, poultry, eggs, and fish; (Can the person in charge give the minimum cook temperatures and times of TCS foods or produce documentation of this information for the employees who are cooking TCS foods?)
7. Stating the required temperatures and times for the safe refrigerated storage, hot holding, cooling, and reheating of TCS foods; (Can the person in charge state the times and temperatures for holding, cooling, and reheating TCS foods that are served in the

establishment?)

8. Describing the relationship between the prevention of food-borne illness and the management and control of the following (Can the person in charge explain how these can contribute to food-borne illness, and the proper procedures to ensure that incorrect practices do not contribute to food-borne illness?):
 - a. Cross contamination,
 - b. Hand contact with ready-to-eat foods,
 - c. Handwashing, and
 - d. Maintaining the food establishment in a clean condition and in good repair.
9. Explaining the relationship between food safety and providing equipment that is (Can the person in charge explain why the right equipment is needed and must be kept in good repair to ensure food safety?):
 - a. Sufficient in number and capacity, and
 - b. Properly designed, constructed, located, installed, operated, maintained, and cleaned.
10. Explaining correct procedures for cleaning and sanitizing utensils and food-contact surfaces of equipment; (Can the person in charge explain the correct cleaning and sanitizing procedures and frequency needed for the equipment and utensils used in the establishment?)
11. Identifying the source of water used and measures taken to ensure that it remains protected from contamination such as providing protection from backflow and precluding the creation of cross connections; (Can the person in charge identify the water source and the protective measures to prevent contamination from backflow?)
12. Identifying poisonous or toxic materials in the food establishment and the procedures necessary to ensure that they are safely stored, dispensed, used, and disposed of according to law; (Can the person in charge show the EHS proper storage, labeling, and use of chemicals in the establishment?)
13. Identifying critical control points in the operation from purchasing through sale or service that when not controlled may contribute to the transmission of food-borne illness and explaining steps taken to ensure that the points are controlled in accordance with the requirements of the Rules and Regulations for Food Service; (Can the person in charge identify proper thermometers and/or other monitoring equipment and calibration techniques?)
14. Explaining the details of how the person in charge and food employees comply with an approved HACCP plan for a process that varies from the Rules; (Can the person in charge identify the critical control points, mode of monitoring, location of records, and corrective actions when out of compliance situations are identified?)
15. Explaining the responsibilities, rights, and authorities assigned by the Rules and

Regulations for Food Service to the Food employee; (Has the food employee been made aware of diseases that he must report to person in charge?); Conditional employee(Has the person who has been made a job offer been made aware of diseases and symptoms that he must report to the person in charge?); Person in charge, (Does the person in charge know his responsibilities to prevent food-borne illnesses, promote food safety, and provide information to the EHS during inspection?); and Regulatory authority (Does the person in charge know that the regulatory authority should introduce himself or herself to the person in charge, present identification if requested, and follow all policies and procedures to prevent food-borne illnesses that are required of industry?)

16. Explaining how the person in charge, food employees, and conditional employees comply with reporting responsibilities and exclusion or restriction of food employees.

NOTE: The above questions must be pertinent to the food service operation. The PIC is not responsible for demonstrating knowledge regarding processes or operational steps that are not performed in the facility. For instance, if cooling of TCS (Temperature Control for Safety Foods) is not part of the food processing of the food service establishment, then the PIC would not be expected to answer questions regarding cooling. Another example would be in the case where a food service establishment did not process TCS foods that required an approved HACCP plan. However, all PICS are expected to understand the general Hazard Analysis Critical Control Point principles and when the Chapter would require a HACCP plan.

Key Drop Deliveries

One option available to food service operators is to have food delivered during non-operational hours. This option is a privilege allowed to food service permit holders that agree to the conditions outlined in Rule .04(3)(m). When food and other purchased goods are delivered and placed into designated locations within the food establishment during non-operating hours, the Person in Charge must make sure food employees inspect such product and verify that it is from the appropriate supplier, is in the desired condition, and was delivered to a proper storage location. Distributors deliver and place food and other goods in refrigeration units, freezers, and dry storage areas for confirmation of receipt and inspection by employees immediately upon arrival to the food establishment. Distributors contracted by the food establishment are often given a key to allow access into the establishment outside of normal working hours. Upon delivery, all food must be appropriately stored in a safe and secure manner within the food establishment. For example, time/temperature control for safety foods must be stored within refrigeration units and held at temperatures of 41°F or below. Likewise, if the food product is frozen, it must be placed into the freezer. For purposes of enforcing the Chapter, an entity performing delivery work under contract for the establishment shall be considered to be an employee of the establishment.

Certified Food Protection Manager

The increasing complexity of the food industry, the improved ability to identify/trace foodborne outbreaks and other economic, staffing, cultural and behavioral challenges make it imperative that food protection managers know and control the risk factors that impact the safety of the food they sell or serve. Food protection managers have an important role in formulating policies, verifying

food employees carry out these policies, and communicating with these same employees to give information about recommended practices to reduce the risk of foodborne illness. A Centers for Disease Control and Prevention Environmental Health Specialist-Network (EHS-Net) study suggests that the presence of a certified food protection manager reduces the risk for a foodborne outbreak for an establishment and was a distinguishing factor between restaurants that experienced a foodborne illness outbreak and those that had not. FDA's Retail Food Risk Factor Studies suggest that the presence of a certified manager has a positive correlation with more effective control of certain risk factors, such as poor personal hygiene, in different facility types. The phrase “who is responsible for managing food safety of the operation” at the time of inspection was added to the term Person in charge within the Chapter to denote that the person in charge should have managerial authority to take control of out of control risk factors. Of course, if no individual has been designated as the person in charge at the time of inspection, then any employee present may be considered the person in charge by the Health Authority. At least one employee that has supervisory and management responsibility and the authority to direct and control food preparation and service shall be a certified food safety manager who has shown proficiency of required information through passing a test that is part of an accredited program that conforms to the national standards for organizations that certify individuals. Certified Food Safety Managers must be designated to one food service establishment only and maintain and renew certification in accordance with the requirements of the examination taken. An establishment must employ a CFSM within 60 calendar days of initial permit issuance, change of ownership permit issuance, or termination of employment of its CFSM. The CFSM is responsible for providing active managerial control for the risk factors within an establishment so it is very important to have a CFSM for each establishment within a reasonable amount of time.

Certification Requirements and Exemptions

Background: The FDA in a Memorandum of Understanding recognizes the Conference for Food Protection (CFP) as a voluntary national organization qualified to develop standards to promote food protection. The FDA encourages agencies of government to accept certificates issued by listed certifiers as meeting their jurisdiction's food safety knowledge and certification requirements. The American National Standards Institute (ANSI) has independently evaluated these certification programs under an agreement with the Conference for Food Protection.

Certification Program Recognition

The State of Georgia Department of Public Health (DPH)'s Environmental Health office recognizes the American National Standards Institute (ANSI) as an accrediting organization. ANSI, as a recognized accrediting organization for personnel certification in food safety, is a source to meet Certified Food Safety Manager (CFSM) certification requirements. Generally, Georgia recognizes a food safety course that consists of at least an 8-hour minimum curriculum (including test time). In addition, Georgia will only accept food safety exams that are currently certified through ANSI as meeting the Conference for Food Protection requirements. A link to the ANSI website can be found at the Environmental Health website at <https://dph.georgia.gov/environmental-health> for more information.

The following food service operations are not required to have a food safety certified owner or

manager (i.e., CFSM):

1. A mobile food service unit that does not do any processing of food onboard other than holding and serving does not require a CFSM on board the unit. Food is loaded onto the unit prepackaged in single servings ready to be served to the consumer or limited to commercially processed TCS, ready-to-eat foods that only require warming prior to service. These also could be units where all food is processed at their base of operation and their unit is just a holding and service (or vending) unit. Examples of these types of units are the vehicle vender as referenced in Rule -.08 subsections (1) (b) 1. & 2. and the hotdog/food cart as referenced in Rule -.08 subsection (1) (b) 3. or could be a fully enclosed-type units where no food processing is taking place on board the units.
2. Food service establishments that serve non-TCS foods requiring limited preparation, such as popcorn or snow cones. In addition, foods that prove to be non-TCS foods as defined within Rule -.01 of the Chapter would be considered as well. Further, these establishments could be food service establishments that do serve TCS foods that are prepared within a central kitchen and transported to food service establishments owned by the permit holder of the central kitchen.
3. All temporary food service establishments that are in compliance with Rule -.08 subsection (2) (a) of the Chapter.

Food Protection Manager Certification

Many food protection manager certification programs have shared a desire to have the food manager certificates they issue universally recognized and accepted by others – especially by the increasing number of regulatory authorities that require food manager certification.

Needed has been a mechanism for regulatory authorities to use in determining which certificates should be considered credible based on which certificate issuing programs meet sound organizational and certification procedures and use defensible processes in their test development and administration.

After a multi-year effort involving a diversity of stakeholder groups, the Conference for Food Protection (CFP) completed work on its ***Standards for Accreditation of Food Protection Manager Certification Programs*** found at:

<http://www.ansi.org/Accreditation/documents/cfpstandard.pdf>. In 2002 the Conference entered into a cooperative agreement with the American National Standards Institute (ANSI) to provide independent third-party evaluation and accreditation of certification bodies determined to be in conformance with these Conference standards. ANSI published its first listing of accredited certifiers in 2003.

The Acting Commissioner of the Food and Drug Administration, in his address before the 2004 biennial meeting of the Conference for Food Protection, commended this Conference achievement and encouraged universal acceptance based on the CFP/ANSI accreditation program.

Distributed at this meeting was the following letter addressed to the Conference Chair and signed by the Director of FDA's Center for Food Safety and Applied Nutrition. The letter puts forth the Agency's basis for its support of universal acceptance of food protection manager certifications.

"The 2004 biennial meeting of the Conference for Food Protection" is a fitting occasion for FDA's Center for Food Safety and Applied Nutrition to commend the Conference for its significant achievements in support of State and local food safety programs.

The FDA in a Memorandum of Understanding recognizes the Conference for Food Protection as a voluntary national organization qualified to develop standards to promote food protection. Conference recommendations contribute to improvements in the model FDA Food Code and help jurisdictions justify, adopt and implement its provisions.

Conference mechanisms involving active participation by representatives of diverse stakeholder groups produce consensus standards of the highest quality. An excellent example is the Conference's ***Standards for Accreditation of Food Protection Manager Certification Programs***, and its announcement of the new on-line listing of accredited certifiers of industry food protection managers. Many years in their development, these Conference standards identify the essential components necessary for a credible certification program. Components cover a wide range of requirements such as detailed criteria for exam development and administration, and responsibilities of the certification organization to candidates and the public.

FDA applauds the Conference for this significant achievement, and encourages agencies at all levels of government to accept certificates issued by listed certifiers as meeting their jurisdictions' food safety knowledge and certification requirements. The American National Standards Institute (ANSI) has independently evaluated these certification programs under an agreement with the Conference for Food Protection. Governments and industry widely recognize and respect ANSI as an accrediting organization. ANSI has found certifiers it lists as accredited (<http://www.ansi.org/>) under "conformity assessment" – "personnel certification accreditation" to conform to the Conference's ***Standards for Accreditation of Food Protection Manager Certification Programs***. *

FDA encourages food regulatory authorities and others evaluating credentials for food protection managers to recognize the Conference for Food Protection/ANSI means of accrediting certification programs. This procedure provides a means for universal acceptance of individuals who successfully demonstrate knowledge of food safety. The procedure provides officials assurance that food safety certification is based on valid, reliable, and legally defensible criteria. In addition, universal acceptance eliminates the inconvenience and unnecessary expense of repeating training and testing when managers work across jurisdictional boundaries.

FDA, along with State, local, tribal, and other Federal agencies and the food industry, share the

*The ANSI-CFP Accreditation Program list of accredited organizations utilizing the Conference for Food Protection (CFP) Standards may be viewed on-line by going to:
<https://www.ansica.org/wwwversion2/outside/ALLdirectoryListing.asp?menuID=8&prgID=8&status=4>

responsibility for ensuring that our food supply is safe. It is anticipated that this new Conference for Food Protection/ANSI program will lead to enhanced consumer protection, improve the overall level of food safety, and be an important component of a seamless national food safety system.”

Duties

Person in Charge

A primary responsibility of the person in charge is to ensure compliance with the Chapter requirements. The PIC is in charge during all hours of operation and ensures the continuous presence of someone who is responsible for monitoring employee activity, training of employees and who is authorized to take corrective actions to ensure food is safe. When the Certified Food Safety Manager (CFSM) is on the premises of the food service establishment, he or she is the person in charge (PIC). If the CFSM is not on the premises of the food service establishment, the CFSM must designate an employee to be the PIC. If no employee of the establishment has been designated as the PIC at the time of a food service inspection, then any employee of the establishment will be considered as the establishment’s PIC. Any individual present in areas of a food establishment where food and food-contact items are exposed presents a potential contamination risk. By controlling who is allowed in those areas and when visits are scheduled and by assuring that all authorized persons in the establishment, such as delivery, maintenance and service personnel, and pest control operators, comply with the Chapter requirements, the person in charge establishes an important barrier to food contamination.

Authorized Personnel Access

Tours of food preparation areas serve educational and promotional purposes; however, the timing of such visits is critical to food safety. Tours may disrupt standard or routine operational procedures, and the disruption could lead to unsafe food. By scheduling tours during nonpeak hours the opportunities for contamination are reduced.

When food and other purchased goods are delivered and placed into designated locations within the food establishment during non-operating hours, the Person in Charge must make sure food employees inspect such product and verify that it is from the appropriate supplier, is in the desired condition, and was delivered to a proper storage location. Distributors deliver and place food and other goods in refrigeration units, freezers, and dry storage areas for confirmation of receipt and inspection by employees immediately upon arrival to the food establishment. Distributors contracted by the food establishment are often given a key to allow access into the establishment outside of normal working hours. Upon delivery, all food must be appropriately stored in a safe and secure manner within the food establishment. For example, time/temperature control for safety foods must be stored within refrigeration units and held at temperatures of 41°F or below. Likewise, if the food product is frozen, it must be placed into the freezer.

To minimize the potential for access to the food establishment and the food by an unauthorized person, precautions should be applied overall to the food establishment and especially when access to the facility is made under key access deliveries. Additional information on food defense can be viewed at: <http://www.fda.gov/Food/FoodDefense/default.htm>

Food Safety Training and Allergy Awareness

Food allergy is an increasing food safety and public health issue, affecting approximately 4% of the U.S. population, or twelve million Americans. Restaurant and retail food service managers need to be aware of the serious nature of food allergies, including allergic reactions, anaphylaxis, and death; to know the eight major food allergens; to understand food allergen ingredient identities and labeling; and to avoid cross-contact during food preparation and service. The 2008 Conference of Food Protection (CFP) passed Issue 2008-III-006 which provided that food allergy awareness should be a food safety training duty of the Person in Charge. Accordingly, the Person in Charge's Duties under paragraph (M) were amended to assure the food safety training of employees includes food allergy awareness in order for them to safely perform duties related to food allergies.

As per DPH Rule 511-6-1-.03(2)(1), employees must be properly trained in food safety, including food allergy awareness, as it relates to their assigned duties to allow industry to develop and implement operational-specific training programs for food employees. It is not intended to require that all food employees pass a test that is part of an accredited program.

Role of CFSM and PIC: The Chapter does not require that a CFSM be in the food service establishment at all hours of operation. It does require that each food service establishment that is required to have a CFSM employs at least one CFSM that is designated for that establishment only as specified in Rule -.03(3)(b) and that the CFSM has the responsibility for ensuring that all employees who handle or have responsibility for handling, unpackaged foods of any kind have sufficient knowledge of safe preparation and service of the food as specified in Rule -.03(3)(d) and be the person-in-charge or PIC when he or she is on the premises or designate someone else as the PIC that has adequate food safety knowledge when he or she is not on the premises to ensure proper management of food safety during all hours of operation.

Reporting Symptoms

The person in charge is responsible for ensuring all food employees are knowledgeable and understand their responsibility to report whenever they are ill with vomiting, diarrhea, jaundice, sore throat with fever or a lesion containing pus or have been diagnosed with one of the following "Big 6" food-borne illnesses: typhoid fever (*Salmonella Typhi*), nontyphoidal *Salmonella*, Hepatitis A virus, Norovirus, *Shigella* spp. or Enterohemorrhagic or Shiga-toxin producing *Escherichia coli*. Management must ensure newly hired employees are interviewed so that it is clear whether or not the employee has experienced any of the symptoms of foodborne illness listed above or has been diagnosed with any of the "Big 6" foodborne illnesses. The person in charge also must be cognizant of when an employee might be experiencing symptoms or illness. When an employee does report symptoms of foodborne illness or that they have been diagnosed with one of the "Big 6", the PIC is responsible for knowing whether to restrict or exclude the employee, and to know when it is safe for the employee to be removed from a restriction or exclusion as per the Chapter.

Responsibility of the PIC and Food Employees

In Rule -.03, the Chapter emphasizes the important role the Person in Charge (PIC) has in making sure employees properly report certain information about their health status as it relates to diseases that are transmitted by food. In an effort to reinforce dialogue between food employees and the PIC, there must be a way to verify that food employees and conditional employees are informed of their responsibility to report such information. Examples of ways to verify that employees have been appropriately informed include:

- The ability to provide documentation that all food employees and conditional employees are informed of their responsibility to report to management, such as completion of “Conditional Employees or Food Employees Reporting Agreement”;
- Presenting evidence such as curriculum and attendance rosters documenting that each employee has completed a training program which includes all the information required for reporting in the “Conditional Employees or Food Employees Reporting Agreement”;
- Implementation of an employee health policy that includes a system of employee notification using a combination of training, signs, pocket cards or other means to convey all the required information;
- Other methods that satisfactorily demonstrate that all food employees and conditional employees are informed of their responsibility to report to the PIC information about their health and activities as it relates to diseases that are transmissible through food, as specified by the Chapter.

Exclusion and Restriction of Ill Employees

Except when the symptoms are from a noninfectious condition, employees who have specific symptoms (e.g., vomiting, diarrhea, jaundice) must be excluded from the food facility.

Written Plans and Procedures

In various places throughout the Chapter, it is specified that either written operating procedures or operational plans be developed. The link between management responsibility for developing and implementing the procedures or plans is now established as a new duty for the Person in Charge (PIC). This new provision does not establish new requirements in the development of plans or procedures; rather it emphasizes the importance of the role the PIC plays in ensuring active managerial control of the food establishment with the development and implementation of plans and/or procedures as specified in the Chapter. Some examples of Chapter provisions that call for written plans or procedures are pets in outside dining areas, non-continuous cooking of raw animal foods, Time as a Public Health Control (TPHC), variance/HACCP plans, emergency operations plans (as needed), etc. In addition, records for cleaning playground equipment (when applicable) must be maintained. Ultimately, responsibility for food safety at the retail level lies with retail and food service operators and their ability to develop and maintain effective food safety management systems. There are many tools that industry can use to develop an effective system to achieve active managerial control of foodborne illness risk factors. An important tool in controlling risk factors inherent in a food establishment is the development and implementation of written

procedures or plans such as those mentioned above and others that are used to control for risk factors.

Employee Health

The purpose of this section of the Chapter is to reduce the likelihood that certain viral and bacterial agents will be transmitted from infected food employees into food. The agents of concern are known to be readily transmissible via food that has been contaminated by ill food employees, and so for that reason, are the primary focus of the Employee Health section of the Chapter. However, there are different levels of risk associated with different levels of clinical illness. The structure of the restrictions and exclusions has, therefore, been designed in a tiered fashion depending on the clinical situation to offer the maximum protection to public health with the minimal disruption to employees and employers.

Four levels of illness or potential illness have been identified with the first level being the highest potential risk to public health and the fourth level being the lowest. The first level relates to employees who have specific symptoms (e.g., vomiting, diarrhea, jaundice) while in the workplace. These symptoms are known to be associated commonly with the agents most likely to be transmitted from infected food employees through contamination of food. The first level also relates to employees who have been diagnosed with typhoid fever or an infection with hepatitis A virus (within 14 days of symptoms). The second level relates to employees who have been diagnosed with the specific agents that are of concern, but who are not exhibiting symptoms of disease because their symptoms have resolved. The third level relates to employees who are diagnosed with the specific agents, but never develop any gastrointestinal symptoms. The fourth level relates to those individuals who are clinically well but who may have been exposed to a listed pathogen and are within the normal incubation period of disease.

The most significant degree of restriction and exclusion applies to the first level of food employee illness. Infected food employees in the first level are likely to be excreting high levels of their infectious pathogen, increasing the chance of transmission to food products, and thus on to those consuming the food. The first level includes food employees who are:

- Experiencing active symptoms of diarrhea or vomiting – with no diagnosis,
- Experiencing jaundice within the last 7 days-- with no diagnosis,
- Diagnosed with typhoid fever,
- Diagnosed with hepatitis A within 7 days of jaundice or 14 days of any symptoms, or
- Experiencing active symptoms of diarrhea or vomiting, and diagnosed with Norovirus, *E. coli* O157:H7 or other Shiga toxin-producing *Escherichia coli* (STEC), *Shigella* spp. infection, or nontyphoidal *Salmonella*.

Diagnosis with typhoid fever or hepatitis A virus is included in level 1 because employees diagnosed with these pathogens are likely to be shedding high levels of the pathogen in their stool without exhibiting gastrointestinal symptoms. Peak levels of hepatitis A viral shedding in the feces typically occurs before symptoms appear. Diarrhea and vomiting are reliable indicators of infection with Norovirus, *E. coli* O157:H7 or other STEC, and *Shigella* spp., but are not typical symptoms of typhoid fever or hepatitis A. For example, employees diagnosed with typhoid fever

are more likely to experience constipation, rather than diarrhea. Jaundice is also not always reliable as an indicator of a hepatitis A infection because employees can be infected with hepatitis A virus without experiencing jaundice (anicteric employees). Dark urine and light colored stool may be an indicator of a hepatitis A infection but may go unreported.

Maximum protection to public health requires excluding food employees suffering from typhoid fever, hepatitis A virus, or specific gastrointestinal symptoms associated with diseases identified as likely to be transmitted through contamination of food.

Food employees who have been diagnosed with one of the agents of concern, but are not symptomatic because their symptoms have resolved, are still likely to be carrying the infected agent in their intestinal tract. This makes such employees less likely to spread the agent into food than others who are actually symptomatic, but employees diagnosed with one of the agents of concern still pose an elevated threat to public health. For this reason, there are a series of exclusions (if the employees work in facilities serving highly susceptible populations (HSP)) and restrictions (for non-HSP facilities) depending on the agent involved. This situation describes the second level of risk in transmitting pathogens to food.

Diagnosed, asymptomatic food employees who never develop symptoms are typically identified during a foodborne illness outbreak investigation through microbiological testing. If infected and asymptomatic employees are not microbiologically tested, they will remain undetected and could therefore extend the duration of a foodborne illness outbreak through continued contamination of food. The Food Code provides restriction or exclusion guidelines for employees that are identified through microbiological testing with an infection from a listed foodborne pathogen but are otherwise asymptomatic and clinically well. The exclusion or restriction guidelines are applied until the identified food employees no longer present a risk for foodborne pathogen transmission. This situation describes the third level of risk in transmitting pathogens to food.

Some food employees or conditional employees may report a possible exposure to an agent. For example, a food employee may have attended a function at which the food employee ate food that was associated with an outbreak of shigellosis, but the employee remains well. Such individuals fall into the category of having had a potential exposure and present a lower risk to public health than someone who is either symptomatic or who has a definitive diagnosis. They present a level of risk to public health that is greater than if they had not had the exposure. The approach taken in the Food Code to food employees who have had a potential exposure is based on the incubation times (time between exposure and the onset of symptoms) of the various agents. The times chosen for restriction are the upper end of the average incubation periods for the specific agents. The Chapter provides restriction guidelines for food employees working in facilities serving an HSP. The reasoning is that this will restrict food employees only up to the time when it is unlikely they will develop symptoms. As a further protection to public health, it is recommended that such exposed food employees working in facilities not serving a HSP pay particular attention to personal hygiene and report the onset of any symptoms. This situation describes the fourth level of risk in transmitting pathogens to food.

This structured approach has linked the degree of exclusion and restriction to the degree of risk that an infected food employee will transmit an agent of concern into food. The approach strikes a balance between protecting public health and the needs of the food employee and employer.

The Chapter provisions related to employee health are aimed at removing highly infectious food employees from the workplace. They were developed with recognition of the characteristics of the six important pathogens, and of the risk of disease transmission associated with symptomatic and asymptomatic shedders. The provisions also account for the increased risk associated with serving food to HSP's and the need to provide extra protection to those populations.

The Employee Health section with the Food Code (by which the Chapter is based upon) was developed and revised with assistance and input from the Centers for Disease Control and Prevention (CDC) and the U.S. Equal Employment Opportunity Commission (EEOC). The exclusion and restriction criteria are based on communicable disease information, as required by the Americans with Disabilities Act of 1990, in the list of Pathogens Transmitted by Food Contaminated by Infected Persons Who Handle Food, and Modes of Transmission of Such Pathogens posted on CDC's website, and from the Control of Communicable Diseases Manual, 19th Ed., David L. Heymann, MD, Editor, by the American Public Health Association, Washington D.C., 2008.

Infected Food Employees and Conditional Employees Practical Applications of Using DPH 511-6-1-.03

The information provided in Rule -.03 is designed to assist food establishment managers and regulatory officials in removing infected food employees when they are at greatest risk of transmitting foodborne pathogens to food. Practical applications of the information in Rule -.03 by a food establishment manager may involve using Rule -.03 as a basis for obtaining information on the health status of food employees and can also be used as a basis in developing and implementing an effective Employee Health Policy. Regulatory officials can benefit by using the information provided below as a basis for determining compliance with Rule -.03 during a facility food safety inspection.

The development and effective implementation of an employee health policy based on the provisions in Rule -.03 may help to prevent foodborne illness associated with contamination of food by ill or infected food employees. The person in charge and food employees should be familiar with and able to provide the following information through direct dialogue or other means when interviewed by facility managers or regulatory officials. Compliance must be based, however, on firsthand observations or information and cannot be based solely on responses from the person in charge to questions regarding hypothetical situations or knowledge of the Chapter. Also, when designing and implementing an employee health policy, the following information should be considered and addressed:

1. Does the establishment have an Employee Health Policy? If so, are the food employees aware of the employee health policy, and is it available in written format and readily available for food employees? (Note: A written Employee Health Policy is not a Chapter requirement unless the facility is operating under a pre-approved required HACCP plan.
2. Does the establishment require conditional employees and food employees to report certain illnesses, conditions, symptoms, and exposures?
3. Are the reporting requirements explained to all employees?
4. What are the reporting requirements for conditional employees, food employees, and the

food establishment manager?

5. Are conditional employees asked if they are experiencing certain symptoms or illnesses upon offer of employment? If so, which symptoms or illnesses?
6. If a food employee reports a diagnosis with one of the 6 listed pathogens in the Food Code, what questions are asked of the food employee? (The first question every food manager should ask a food employee who reports diagnosis with a listed pathogen is if the employee is currently having any symptoms.)
7. Who does the establishment notify when a food employee reports a diagnosis with one of the listed pathogens?
8. What gastrointestinal symptoms would require exclusion of a food employee from the food establishment?
9. What history of exposure is a conditional employee or food employee required to report?
10. If a food employee reports a gastrointestinal symptom, what criteria are used to allow the employee to return to work?

Responsibilities

Symptoms and Diagnosis

Proper management of a food establishment operation begins with employing healthy people and instituting a system of identifying employees who present a risk of transmitting foodborne pathogens to food or to other employees. The person in charge is responsible for ensuring all food employees and conditional employees are knowledgeable and understand their responsibility to report listed symptoms, diagnosis with an illness from a listed pathogen, or exposure to a listed pathogen to the person in charge. The person in charge is also responsible for reporting to the regulatory official if a food employee reports a diagnosis with a listed pathogen.

This reporting requirement is an important component of any food safety program. A food employee who suffers from any of the illnesses or medical symptoms or has a history of exposure to a listed pathogen in this Chapter may transmit disease through the food being prepared. The person in charge must first be aware that a food employee or conditional employee is suffering from a disease or symptom listed in the Chapter before steps can be taken to reduce the chance of foodborne illness.

The person in charge may observe some of the symptoms that must be reported. However, food employees and conditional employees share a responsibility for preventing foodborne illness and are obligated to inform the person in charge if they are suffering from any of the listed symptoms, have a history of exposure to one of the listed pathogens, or have been diagnosed with an illness caused by a listed pathogen. Food employees must comply with restrictions or exclusions imposed upon them.

A conditional employee is a potential food employee to whom a job offer has been made, conditional on responses to subsequent medical questions or examinations. The questions or examinations are designed to identify potential food employees who may be suffering from a disease that can be transmitted through food and done in compliance with Title 1 of the Americans with Disabilities Act of 1990. A conditional employee becomes a food employee as soon as the

employee begins working, even if only on a restricted basis. When a conditional employee reports a listed diagnosis or symptom, the person in charge is responsible for ensuring that the conditional employee is prohibited from becoming a food employee until the criteria for reinstatement of an exclusion are met. When a symptomatic or diagnosed conditional employee has met the same criteria for reinstatement that apply to an excluded symptomatic or diagnosed food employee, the conditional employee may then begin working as a food employee.

Reporting Symptoms

In order to protect the health of consumers and employees, information concerning the health status of conditional employees and food employees must be disclosed to the person in charge. The symptoms listed in the Chapter cover the common symptoms experienced by persons suffering from the pathogens identified by CDC as transmissible through food by infected food employees. A food employee suffering from any of the symptoms listed presents an increased risk of transmitting foodborne illness.

The symptoms of vomiting, diarrhea, or jaundice serve as an indication that an individual may be infected with a fecal-oral route pathogen, and is likely to be excreting high levels of the infectious agent. When a food employee is shedding extremely high numbers of a pathogen through the stool or vomitus, there is greater chance of transmitting the pathogen to food products.

Sore throat with fever serves as an indication that the individual may be infected with *Streptococcus pyogenes*. *Streptococcus pyogenes* causes a common infection otherwise known as “streptococcal sore throat” or “strep throat.” Streptococcal sore throat can spread from contaminated hands to food, which has been the source of explosive streptococcal sore throat outbreaks. Previous foodborne episodes with streptococcus sore throat have occurred in contaminated milk and egg products. Food products can be contaminated by infected food employees hands or from nasal discharges. Untreated individuals in uncomplicated cases can be communicable for 10-21 days, and untreated individuals with purulent discharges may be communicable for weeks or months.

Lesions containing pus that may occur on a food employee’s hands, as opposed to such wounds on other parts of the body, represent a direct threat for introducing *Staphylococcus aureus* into food. Consequently, a double barrier is required to cover hand and wrist lesions. Pustular lesions on the arms are less of a concern when usual food preparation practices are employed and, therefore, a single barrier is allowed. However, if the food preparation practices entail contact of the exposed portion of the arm with food, a barrier equivalent to that required for the hands and wrists would be necessitated. Lesions on other parts of the body need to be covered; but an impermeable bandage is not considered necessary for food safety purposes. Food employees should be aware that hands and fingers that contact pustular lesions on other parts of the body or with the mucous membrane of the nose also pose a direct threat for introducing *Staphylococcus aureus* into food.

If a food employee has an infected cut and bandages it and puts on a glove, the employee does not have to report the infected cut to the person in charge. However, if the employee does not bandage it, reporting is required.

Title I of the Americans with Disabilities Act of 1990 (ADA)

For a comprehensive understanding of the ADA and its implications, contact the U. S. Equal Employment Opportunity Commission. See the Equal Employment Opportunity Commission's *How to Comply with the Americans with Disabilities Act: A Guide for Restaurants and Other Food Service Employers*, found at http://www.eeoc.gov/facts/restaurant_guide.html or http://www.eeoc.gov/facts/restaurant_guide_summary.html for detailed information about the interaction between the FDA Food Code and the ADA.

Pathogens Transmitted by Food Contaminated by Infected Persons Who Handle Food, and Modes of Transmission of Such Pathogens

Some pathogens are frequently transmitted by food contaminated by infected persons. The presence of any one of the following signs or symptoms in persons who handle food may indicate infection by a pathogen that could be transmitted to others through handling the food supply: diarrhea, vomiting, open skin sores, boils, fever, dark urine or jaundice. The failure of food-handlers to wash hands in certain situations (such as after using the toilet, handling raw meat, cleaning spills, or carrying garbage), wear clean gloves, or use clean utensils is responsible for the foodborne transmission of these pathogens. Non-foodborne routes of transmission, such as from one person to another, are also major contributors in the spread of these pathogens.

Some pathogens usually cause disease when food is intrinsically contaminated or cross-contaminated during production, processing or transportation, but may also be contaminated when prepared by infected persons. Bacterial pathogens in this category often cause disease after bacteria have multiplied in food after it has been kept at improper temperatures permitting their multiplication to an infectious dose. Preventing food contact by persons who have an acute diarrheal illness will decrease the risk of transmitting these pathogens.

The following represent both types of pathogens that may be transmitted by an infected food handler:

Astroviruses	Bacillus cereus	Campylobacter jejuni
Clostridium perfringens	Cryptosporidium species	Entamoeba histolytica
Enterohemorrhagic <i>E. coli</i>	Enterotoxigenic <i>E. coli</i>	<i>Giardia intestinalis</i>
Hepatitis A virus	Nontyphoidal <i>Salmonella</i>	Noroviruses
Rotaviruses	<i>Salmonella</i> Typhi*	Sapoviruses
Shigella species	Staphylococcus aureus	Streptococcus pyogenes

Taenia solium - cysticercosis Vibrio cholera Yersinia enterocolitica

* 1. Kauffmann-White scheme for designation of Salmonella serotypes

The 6 Listed Pathogens:

The CDC has designated the 6 organisms listed in the Chapter as having high infectivity via contamination of food by infected food employees. This designation is based on the number of confirmed cases reported that involved food employees infected with one of these organisms and/

or the severity of the medical consequences to those who become ill.

The following is taken from information provided in the 19th Edition of Control of Communicable Diseases Manual, the CDC website, and the FDA Bad Bug Book, 2nd Edition, and is provided as background information on pathogen virulence, infectivity, and common symptoms exhibited with infection of each of the 6 listed pathogens.

Norovirus

Noroviruses (genus *Norovirus*, family *Caliciviridae*) are small (27-40 nm), round structured, single-stranded RNA, nonenveloped viruses. They are a genetically diverse group classified into at least five genogroups, designated GI-GV, which are further sub-divided into at least 35 genotypes. Noroviruses are recognized as the most common cause of epidemic and sporadic gastroenteritis across all age groups worldwide.

Transmission of norovirus occurs primarily through the fecal-oral route, including direct person-to-person contact and indirect transmission through contaminated food, water, or environmental surfaces. Vomitus-oral transmission can also occur through aerosolization followed by direct ingestion or environmental contamination.

Noroviruses are the leading cause of foodborne illness in the United States. Food handler contact with raw or other ready-to-eat foods is the most common scenario resulting in foodborne norovirus outbreaks. Norovirus contamination of produce and shellfish can also occur during production. Secondary household transmission is common.

Noroviruses are environmentally stable, able to survive both freezing and heating (although not thorough cooking), are resistant to many common chemical disinfectants, and can persist on surfaces for up to 2 weeks. Proper hand hygiene and exclusion of food employees exhibiting symptoms of norovirus disease (i.e., diarrhea or vomiting) are critical for norovirus control.

Incubation Period: In volunteer studies, the range is 10-50 hours. In foodborne norovirus outbreaks, the median incubation period is 33 hours.

Symptoms and Complications: Acute-onset of vomiting, watery non-bloody diarrhea, abdominal cramps, and nausea, or a combination of these symptoms. Low grade fever and body aches may also be associated. Symptoms typically last 24 to 72 hours. Norovirus disease is usually self-limited without any serious long-term sequelae. Among the young and the elderly, dehydration is a common complication. Volunteer studies have found that as many as 30% of individuals infected with norovirus are asymptomatic. There is no specific treatment for norovirus disease. Supportive therapy consists of oral or intravenous rehydration solutions to replace fluid loss and electrolytes. Previous exposure does not provide long-term immunity; thus, individuals may be repeatedly infected throughout their lifetimes.

Infectivity: Noroviruses are highly contagious, and it is thought that an inoculum of as few as 18 viral particles may be sufficient to infect an individual. Although pre-symptomatic shedding may occur, shedding usually begins with onset of symptoms, peaks 4 days after exposure, and may

persist for 3 weeks after recovery. However, the degree of infectivity of prolonged shedding has not been determined and peak contagiousness is during the acute stage of disease. Peak viral loads in both symptomatic and asymptomatic infections (may be as high as 100 billion viral particles/g feces).

Nontyphoidal Salmonella

Caused by serotypes ***other than*** *S. Typhi* and *S. Paratyphi A*.

Unlike previous editions of the FDA Food Code, the 2013 edition requires food employees to report a diagnosis of nontyphoidal *Salmonella* (NTS), prompts the person in charge to exclude food employees with diagnosis of NTS, and provides conditions for reinstatement of a food employee who provides to the person in charge written medical documentation from a health practitioner that states the food employee is free from NTS, and where appropriate, approval from the regulatory authority

Nontyphoidal *Salmonella* (NTS) *enterica* serotypes are among the most common bacterial cause of foodborne illness. NTS are estimated to cause more than one million domestically acquired foodborne illnesses in the United States each year (Scallan et al. 2011), and are the leading cause of hospitalizations and deaths due to foodborne illness in the United States (Barton-Behravesh et al. 2011, CDC 2011). Whereas reductions in incidence have been achieved for many other foodborne pathogens in recent years, no significant change in incidence of NTS infections has occurred since the start of FoodNet surveillance during 1996–1998 (CDC 2011). Therefore, further interventions are needed to reduce the incidence of NTS infections.

Commercial food establishments are an important setting for the transmission of NTS, both in the form of recognized foodborne disease outbreaks as well as sporadic infections. During 1998 to 2002, the 585 *Salmonella enterica* outbreaks reported to the Centers for Disease Control and Prevention accounted for 49% of all bacterial outbreaks (Lynch et al. 2006). Forty-six percent of *Salmonella* outbreaks occurred in restaurant/deli establishments, the most common setting for *Salmonella* outbreaks (Lynch et al. 2006). For the period of 2009-2010, the 243 *Salmonella* outbreaks reported to the CDC accounted for 51% of bacterial foodborne disease outbreaks. Outbreaks of salmonellosis at commercial food establishments frequently involve direct transmission to patrons from fresh produce or undercooked foods of animal origin, or cross contamination from these foods. However, numerous NTS outbreak investigations have implicated food workers as the source of the outbreak or strongly suggested transmission from food workers (Ethelberg et al. 2004; Greig et al. 2007; Hedberg et al. 1991; Hedican et al. 2009; Hundy and Cameron 2002; Khuri-Bulos et al. 1994; Maguire et al. 2000; Medus et al. 2006; Todd et al 2007a, 2007b).

In a study of restaurant-associated salmonellosis outbreaks in Minnesota published by Medus et al. (2006), the importance of infected food workers as a source of contamination in the outbreaks was supported by several observations. First, a specific food vehicle was statistically implicated or suspected in a low proportion of the restaurant outbreaks (39%), which suggests that the specific food items or food handling errors were not the primary causes for these outbreaks. Second, food workers infected with NTS were identified in the majority (83%) of the outbreak investigations. Infected food workers who reported a history of illness shed NTS in the stool for a median of 1

month. The authors concluded that regardless of the original source of a *Salmonella* outbreak in a restaurant (e.g., raw meat or eggs), the initial source of a salmonellosis outbreak, food workers frequently serve as reservoirs for NTS and contribute to transmission to patrons. Thus, assessment of food worker history, i.e., symptoms and exposures, testing of stool samples and exclusion or restriction of infected food workers from the food establishment are essential for controlling restaurant-associated outbreaks of salmonellosis.

In a study of food workers with salmonellosis who were detected through routine surveillance (Medus et al. 2010), 2.2% of identified culture-confirmed *Salmonella* cases were food workers, and identification of these cases were critical to the identification of numerous outbreaks. The authors concluded that the rapid identification and follow-up of food workers among reported cases of salmonellosis is important to the early detection and control of outbreaks in restaurant settings. Importantly, even hostesses, servers, bartenders, and others who theoretically have limited food preparation duties can serve as sentinels of transmission within the restaurant. The authors also stated that food workers should be considered an important source of *Salmonella* transmission, and those identified through surveillance should raise a high index of suspicion of a possible outbreak at their place of work. Food service managers need to be alert to *Salmonella*-like illnesses among food workers to facilitate prevention and control efforts, including exclusion of infected food workers or restriction of their duties.

The biology of NTS and the epidemiology of salmonellosis are complex; food workers may be an underappreciated part of that complexity. In order to decrease the incidence of NTS infections in the United States, commercial food establishments should also be targets for more focused prevention measures, and prevention and control efforts should consider food workers as an important source of NTS transmission.

General Description:

Nontyphoidal *Salmonella* (NTS) *enterica* are bacteria that cause a diarrheal illness called salmonellosis. NTS are among the most common and important causes of enteric disease. An estimated 1.2 million cases occur annually in the United States; of these, approximately 42,000 are culture-confirmed cases reported to the Centers for Disease Control and Prevention.

Salmonella lives in the intestines of animals or humans. It can be found in water, food, soil, or surfaces that have been contaminated with the feces of infected animals or humans. People can become infected with *Salmonella* by:

- Eating foods contaminated with the bacteria. Contaminated foods are often of animal origin, such as beef, poultry, unpasteurized milk, or eggs. Fruits and vegetables may also be contaminated. Any food can be contaminated by an infected food handler.
- Contacting farm animals or pets (including reptiles, amphibians, chicks, and ducklings), animal feces, or animal environments.
- Touching contaminated surfaces or objects and then touching ones mouth or putting a contaminated object into ones mouth.
- Drinking contaminated water.

Most infections are thought to be acquired through consumption of contaminated food.

Incubation Period: Symptoms often begin 12 to 72 hours after being exposed to the bacteria, although it can take up to a week or more for symptoms to develop in some people.

Symptoms and Complications:

Symptoms of salmonellosis include diarrhea, abdominal cramps, and fever. The illness usually lasts 4 to 7 days. Persons with NTS infections usually recover without treatment. However, in approximately 20% of persons, the illness is so severe that hospitalization is required. In these patients the NTS infection may spread from the intestine to the blood stream, and then to other body sites and can cause death unless the person is treated promptly with antibiotics. An estimated 400 fatal cases of salmonellosis occur each year. A small number of persons experience long-term consequences from NTS infections, such as arthritis that can last for months or years.

Antibiotic treatment for salmonellosis is generally not indicated for typical intestinal illness. Antibiotics typically do not shorten the duration of illness or eliminate the carrier state. However, antibiotic treatment is recommended for persons who develop invasive (extraintestinal) infections, infants under 2 months of age, the elderly, or those who have certain underlying medical conditions that predispose them to invasive infection.

Infectivity:

The minimum infectious dose of NTS for humans is generally described as 100 to 1,000 organisms. However, doses of fewer than 10 organisms have caused illness in multiple outbreaks. Persistence of NTS in the stool after the acute phase of illness is a well described consequence of NTS infections. This persistence is often referred to as a temporary carrier state, and the term “shedding” is used to describe the excretion of *Salmonella* in the stool.

Studies have consistently shown that the median duration of shedding in the stool to be 4 to 5 weeks after onset of acute gastroenteritis. Persons who have been exposed to NTS but who never develop symptoms can also be temporary carriers of NTS; these persons shed NTS for a shorter period of time than persons who experienced illness. Carriers of NTS are known to shed the bacteria in the stool intermittently. Treatment with antimicrobials does not eradicate NTS from stool and may actually prolong the duration of shedding.

Typhoid Fever

(caused by *Salmonella typhi*)

Salmonella enterica subspecies *enterica* serovar Typhi which is referred to in the Chapter as typhoid fever (caused by *Salmonella typhi*) causes a systemic bacterial disease, with humans as the only host. This disease is relatively rare in the United States, with fewer than 500 sporadic cases occurring annually in the U.S. Worldwide, the annual estimated incidence of typhoid fever is about 17 million cases with approximately 600,000 deaths. Currently, most cases of ***typhoid fever*** in industrialized nations are imported into the country from developing countries. Antibiotic-resistant strains have become prevalent in several areas of the world.

Incubation period: Generally, 1 to 3 weeks, but may be as long as 2 months after exposure.

Symptoms and Complications: High fever, from 103° to 104°F; lethargy; gastrointestinal symptoms, including abdominal pains and diarrhea or constipation; headache; achiness; loss of appetite. A rash of flat, rose-colored spots sometimes occurs. Septicemia, with colonization of other tissues and organs; e.g., may lead to endocarditis. Septic arthritis may occur, in which the infection directly affects the joints and may be difficult to treat. Chronic infection of the gallbladder may occur, which may cause the infected person to become a carrier.

Infectivity: The minimal infectious dose is estimated to be less than 1000 bacterial cells. An individual infected with *typhoid fever* is infectious as long as the bacilli appear in the excreta, usually from the first week throughout the convalescence; variable thereafter. About 10% of untreated typhoid fever patients will discharge bacilli for 3 months after onset of symptoms, and 2%-5% become permanent carriers.

Shiga Toxin-Producing Escherichia Coli

E. coli O157:H7 is the most commonly identified serotype of Shiga toxin-producing *Escherichia coli* (STEC) as a cause of foodborne illness in the United States. *E. coli* O157:H7 is a zoonotic disease derived from cattle and other ruminants. However, *E. coli* O157:H7 also readily transmits from person-to-person, so contaminated raw ingredients and ill food employees both can be sources of foodborne disease. Other STEC serotypes have been identified as a source of foodborne illness in the United States, however not as frequently as *E. coli* O157:H7. The other serogroups most commonly implicated as a cause of foodborne illness in the United States are O26, O111, O103, O45, and O121.

The Food Code definition of STEC covers all *E. coli* identified in clinical laboratories that produce Shiga toxins. Nearly 200 O:H combinations of *E. coli* have been shown to produce Shiga toxins. The Food Code definition includes all STEC, including those that have not been specifically implicated in human disease such as hemorrhagic colitis (i.e., bloody diarrhea) or hemolytic uremic syndrome (HUS). Infections with STEC may be asymptomatic but are classically associated with bloody diarrhea (hemorrhagic colitis) and hemolytic uremic syndrome (HUS) or thrombotic thrombocytopenic purpura (TTP). [Note: “enterohemorrhagic” (EHEC) is a subset of STEC that has the capacity to both produce Shiga toxin and cause “attaching and effacing” lesions in the intestine.]

Incubation period: Symptoms usually begin 3 to 4 days after exposure, but the time may range from 1 to 9 days.

Symptoms and Complications: Hemorrhagic colitis is characterized by severe cramping (abdominal pain), nausea or vomiting, and diarrhea that initially is watery, but becomes grossly bloody. In some cases, the diarrhea may be extreme, appearing to consist entirely of blood and occurring every 15 to 30 minutes. Fever typically is low-grade or absent. Infections from EHEC may range from asymptomatic to mild diarrhea to severe, life threatening complications (e.g., hemorrhagic colitis, hemolytic uremic syndrome)). About 3% to 7% STEC infections progress to HUS .

Infectivity: The infective dose of *E. coli* O157:H7 is estimated to be very low, in the range of 10

to 100 cells. Children under 5 years old are most frequently diagnosed with infection and are at greatest risk of developing HUS. The elderly also experience a greater risk of complications. The duration of excretion of STEC in the stool is typically 1 week or less in adults, but can be up to 3 weeks or longer in one-third of infected children.

Shigella spp.

Causes an acute bacterial disease, known as shigellosis, and primarily occurs in humans, but also occurs in other primates such as monkeys and chimpanzees. An estimated 300,000 cases of shigellosis occur annually in the U.S. *Shigella* spp. consist of 4 species or serogroups, including *S. flexneri*, *S. boydii*, *S. sonnei*, and *S. dysenteriae*; which all differ in geographical distribution and pathogenicity. *Shigella* spp. are highly infectious and highly virulent. Outbreaks occur in overcrowding conditions, where personal hygiene is poor, including in institutions, such as prisons, mental hospitals, day care centers, and refugee camps, and also among men who have sex with men. Water and RTE foods contaminated by feces, frequently from food employees' hands, are common causes of disease transmission. Multidrug-resistant *Shigella* (including *S. dysenteriae* type 1) have appeared worldwide. Concern over increasing antimicrobial resistance has led to reduced use of antimicrobial therapy in treating shigellosis.

Incubation period: Eight to 50 hours.

Symptoms and Complications: Abdominal pain, diarrhea, fever, nausea, and sometimes vomiting, tenesmus, toxemia, and cramps. The stools typically contain blood, pus, or mucus resulting from mucosal ulcerations. The illness is usually self-limited, with an average duration of 5-7 days. Infections are also associated with rectal bleeding, drastic dehydration, and convulsions in young children. The fatality rate for *Shigella dysenteriae* 1 may be as high as 20% among hospitalized cases. Other complications can also occur, such as reactive arthritis, intestinal perforation, and hemolytic uremic syndrome.

Infectivity: The infectious dose for humans is low, with as few as 10 bacterial cells depending on age and condition of the host. Infectivity occurs during acute infection and until the infectious agent is no longer present in feces, usually within 4 weeks after illness. Asymptomatic carriers may transmit infection; rarely, the carrier state may persist for months or longer.

Hepatitis A Virus

Hepatitis A virus (HAV) is a 27-nanometer picornavirus (positive strand RNA, non-enveloped virus). The hepatitis A virus has been classified as a member of the family *Picornaviridae*. The exact pathogenesis of HAV infection is not understood, but the virus appears to invade from the intestinal tract and is subsequently transported to the liver. The hepatocytes are the site of viral replication and the virus is thought to be shed via the bile.

HAV is most commonly spread by the fecal-oral route through person-to-person contact. Risk factors for reported cases of hepatitis A include personal or sexual contact with another case, illegal drug use, homosexual male sex contact, and travel to an endemic country. Common source outbreaks also can occur through ingestion of water or food that has fecal contamination. However, the source of infection is not identified for approximately 50% of reported cases.

HAV infection is endemic in developing countries, and less common in industrialized countries with good environmental sanitation and hygienic practices. In the developing world, nearly all HAV infections occur in childhood and are asymptomatic or cause a mild illness. As a result, hepatitis A (symptomatic infection with jaundice) is rarely seen in the developing world. More than 90% of adults born in many developing countries are seropositive.

Children play an important role in the transmission of HAV and serve as a source of infection for others, because most children have asymptomatic infections or mild, unrecognized HAV infections. In the United States, the disease is most common among school-aged children and young adults. After correction for under-reporting and undiagnosed infections, an estimated 61,000 HAV infections (includes cases of hepatitis A as well as asymptomatic infections) occurred in 2003.

HAV Immunization: Immune globulin (IG) can be used to provide passive pre-exposure immunoprophylaxis against hepatitis A. Protection is immediately conferred to an exposed individual following administration of IG, and immunity is provided for 3-5 months following inoculation. IG is effective in preventing HAV infection when given as post-exposure immunoprophylaxis, if given within 14 days of exposure. When a food employee with hepatitis A is identified, IG is often given to co-workers. Active immunoprophylaxis using hepatitis A vaccine (a formalin-inactivated, attenuated strain of HAV) has been shown to provide immunity in > 95% of those immunized, with minimal adverse reactions.

Hepatitis A vaccination of food employee has been advocated, but has not been shown to be cost-effective and generally is not recommended in the United States, although it may be appropriate in some communities.

Incubation period: Average 28-30 days (range 15-50 days).

Symptoms and Complications: Illness usually begins with symptoms such as nausea/ vomiting, diarrhea, abdominal pain, fever, headache, and/or fatigue. Jaundice, dark urine or light colored stools might be present at onset, or follow illness symptoms within a few days. HAV infection of older children and adults is more likely to cause clinical illness with jaundice (i.e., hepatitis A); onset of illness is usually abrupt. In young adults, 76-97% have symptoms and 40-70% are jaundiced. Jaundice generally occurs 5-7 days after the onset of gastrointestinal symptoms. For asymptomatic infections, evidence of hepatitis may be detectable only through laboratory tests of liver infections such as alanine aminotransferase (ALT) tests. The disease varies in severity from a mild illness to a fulminant hepatitis, ranging from 1-2 weeks to several months in duration. In up to 10-15% of the reported cases, prolonged, relapsing hepatitis for up to 6 months occurs. The degree of severity often increases with age; however, most cases result in complete recovery, without sequelae or recurrence. The reported case fatality rate is 0.1% - 0.3% and can reach 1.8% for adults over 50 years old.

Diagnosis: Diagnosis of HAV infection requires specific serological testing for IgM anti-HAV. IgM anti-HAV becomes undetectable within 6 months of illness onset for most persons; however, some persons can remain IgM anti-HAV positive for years after acute infection. Total anti-HAV (the only other licensed serologic test) can be detected during acute infection but remains positive

after recovery and for the remainder of the person's life.

Infectivity: The infective dose of HAV is presumed to be low (10 to 100 viral particles), although the exact dose is unknown. The viral particles are excreted in the feces of ill people (symptomatic and asymptomatic) at high densities (10^6 to 10^8 /gm) and have been demonstrated to be excreted at these levels for up to 36 days post-infection. Evidence indicates maximum infectivity during the latter half of the incubation period, continuing for a few days after onset of jaundice. Most cases are probably noninfectious after the first week of jaundice. Chronic shedding of HAV in feces has not been reported. HAV is shed at peak levels in the feces, one to two weeks before onset of symptoms, and shedding diminishes rapidly after liver dysfunction or symptoms appear. Liver dysfunction or symptoms occur at the same time circulating antibodies to HAV first appear. Immunity after infection probably lasts for life; immunity after vaccination is estimated to last for at least 20 years.

Reporting History of Exposure:

The reporting requirements for history of exposure are designed to identify employees who may be incubating an infection due to norovirus, *Shigella* spp., *E. coli* O157:H7 or other STEC, typhoid fever, HAV.

Which employees who report exposure are restricted?

Answer: Employees who work in a food establishment serving a highly susceptible population (HSP) facility, except those employees who are exposed to nontyphoidal *Salmonella* (NTS).

Why don't employees who are exposed to nontyphoidal *Salmonella* (NTS) need to be restricted?

Answer: For those employees who are exposed to nontyphoidal *Salmonella*, exposure alone does not necessitate restriction of the employee based on epidemiologic evidence of no increased risk of employees with only a history of exposure versus employees who were infected and diagnosed.

What constitutes exposure?

1. Consuming a food that caused illness in another consumer due to infection with Norovirus, *Shigella* spp., *E. coli* O157:H7 or other STEC, typhoid fever, or HAV.
2. Attending an event or working in a setting where there is a known disease outbreak.
3. Close contact with a household member who is ill and is diagnosed with a listed pathogen.

Why are other guidelines provided, in addition to restriction for employees serving an HSP who report exposure to hepatitis A virus?

Answer: Employees who have had a hepatitis A illness in the past are most likely protected from infection by life-time immunity to hepatitis A infection. Immunity developed through immunization or IgG inoculation prevents hepatitis A infection in exposed employees. Our standard definition of HSP doesn't apply very well to HAV. Children under 6 years old who become infected with HAV are generally asymptomatic, and while a higher proportion of

susceptible elderly who become infected have serious illness, most institutionalized elderly are protected from HAV by prior infection.

What is the period of restriction?

Answer: The period of restriction begins with the most recent time of foodborne or household member exposure and lasts for the usual incubation period of the pathogen as defined in the Control of Communicable Diseases Manual. This is the time that the employee is most likely to begin shedding the pathogen.

- For norovirus, 48 hours after the most recent exposure
- For **Shigella** spp., 3 days after the most recent exposure
- For **E. coli** O157:H7 or other STEC, 3 days after the most recent exposure
- For typhoid fever (**S. Typhi**), 14 days after the most recent exposure
- For HAV, 30 days after the most recent exposure

What is the period of restriction when exposed to a diagnosed, ill household member?

Answer: While the household member is symptomatic with an infection due to Norovirus, **Shigella** spp., **E. coli** O157:H7 or other STEC, typhoid fever (**S. Typhi**) or HAV; Plus, during the usual incubation period of the pathogen of concern:

- For norovirus, symptomatic period plus 48 hours
- For **Shigella** spp., symptomatic period plus 3 days
- For **E. coli** O157:H7 or other STEC, symptomatic period plus 3 days
- For typhoid fever (**S. Typhi**), symptomatic period plus 14 days
- For HAV, onset of jaundice plus 30 days

What is the appropriate response to a report of exposure to other food employees?

Answer: Employees who report a history of exposure but who do not work in a HSP facility should be reminded of the requirements for reporting illness, avoidance of bare hand contact with RTE foods, and proper hand washing and personal hygiene.

Exclusions and Restrictions

In order to comply with Title I of the Americans with Disabilities Act, an exclusion must also be removed if the employee is entitled to a reasonable accommodation that would eliminate the risk of transmitting the disease. Reasonable accommodation may include reassignment to another position in which the individual would not work around food. The steps an employer must take when an excluded employee requests reasonable accommodation are briefly described in Annex 3, § 2-201.11 of the FDA Food Code. However, it is not possible to explain all relevant aspects of the ADA within the Annex. When faced with an apparent conflict between ADA and the Food Code's exclusion and restriction requirements, employers should contact the U.S. Equal Employment Opportunity Commission.

It is necessary to exclude food employees symptomatic with diarrhea, vomiting, or jaundice, or suffering from a disease likely to be transmitted through contamination of food, because of the

increased risk that the food being prepared will be contaminated such as with a pathogenic microorganism. However, if the food employee is suffering from vomiting or diarrhea symptoms, and the condition is from a non-infectious condition, Crohn's disease or an illness during early stages of a pregnancy, the risk of transmitting a pathogenic microorganism is minimal. In this case, the food employee may remain working in a full capacity if they can substantiate that the symptom is from a noninfectious condition. The food employee can substantiate this through providing to the person in charge medical documentation or other documentation proving that the symptom is from a noninfectious condition.

Because of the high infectivity (ability to invade and multiply) and/ or virulence (ability to produce severe disease), of typhoid fever (caused by *Salmonella Typhi*) and hepatitis A virus, a food employee diagnosed with an active case of illness caused by either of these two pathogens, whether asymptomatic or symptomatic, must be excluded from food establishments. The exclusion is based on the high infectivity, and/or the severe medical consequences to individuals infected with these organisms. A food employee diagnosed with an active case of illness caused by norovirus, *Shigella* spp., STEC, or nontyphoidal *Salmonella* (NTS), is excluded if exhibiting symptoms of vomiting and diarrhea, and then allowed to work as the level of risk of pathogen transmission decreases.

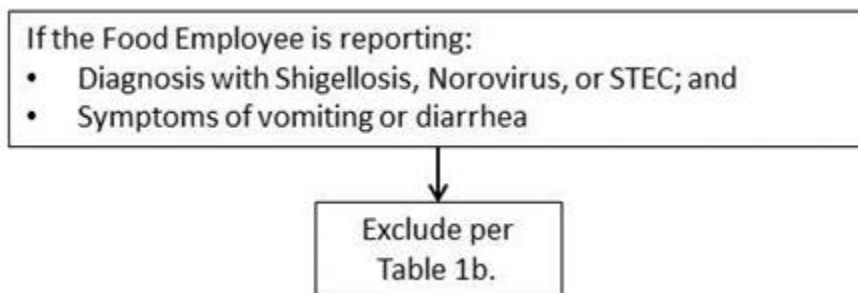
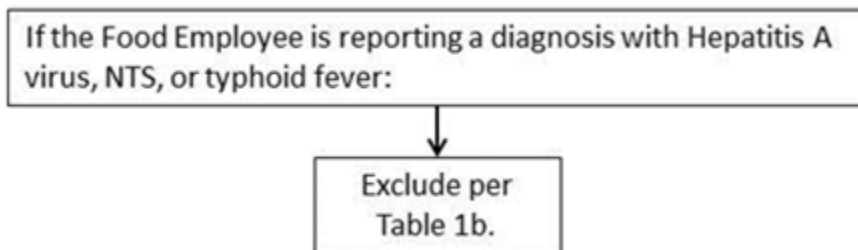
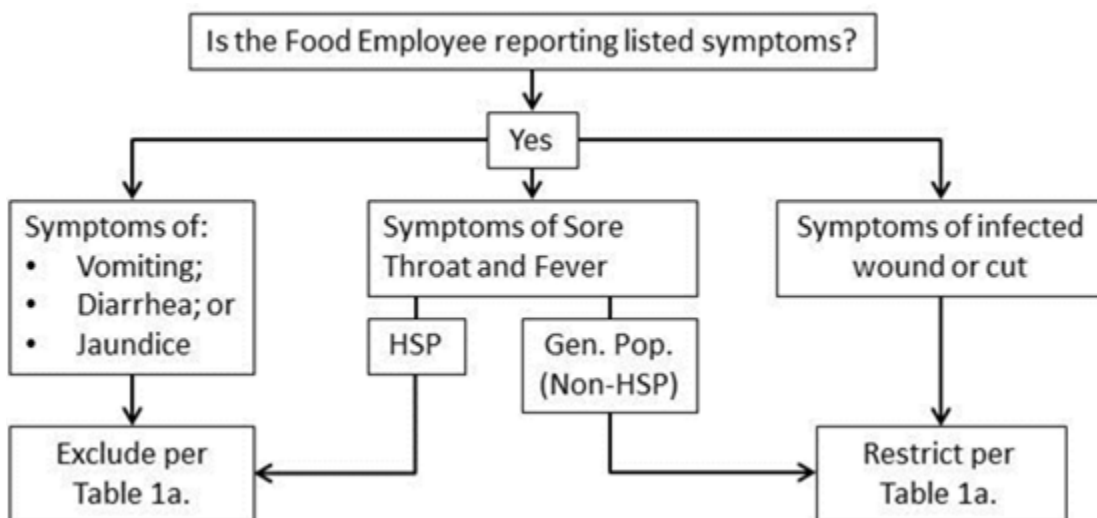
The degree of risk for a food employee or conditional employee who is diagnosed with an infection but asymptomatic with regard to symptoms, to transmit a foodborne pathogen decreases with the resolution of symptoms. This risk decreases even further for those employees that are diagnosed with a listed pathogen, but never developed symptoms. The decrease in risk is taken under consideration when excluding and restricting diagnosed food employees and results in a slight difference in the way food employees diagnosed with Norovirus, but asymptomatic with respect to gastrointestinal symptoms are handled.

Restriction of food employees infected with NTS after resolution of symptoms has not been a national standard. However, because of the prolonged duration of shedding of NTS, evidence that food workers have been the source of foodborne outbreaks, evidence that food workers work while ill (Green et al. 2005), and evidence of inadequate hand hygiene practices (Green et al. 2006; US FDA 2004), exclusion or restriction of infected food worker duties is a reasonable public health measure. At a minimum, potential for transmission and how to prevent it should be discussed with the food employee and their manager.

There is no epidemiological evidence of an increased risk of NTS transmission from food employees in highly susceptible populations over the general population. Current evidence suggests that restriction is sufficient in food establishments that serve either highly susceptible populations or the non-highly susceptible populations to control transmission on NTS. Further, events where an infected food handler is involved in nontyphoidal salmonellosis outbreaks in establishments serving highly susceptible populations are much less frequent than those in establishments not serving highly susceptible populations. For example, from 1998-2011, only 41 nontyphoidal salmonellosis outbreaks were reported to CDC that occurred in nursing home facilities and 16 outbreaks in hospitals, compared with 731 outbreaks in restaurants or delis. There are many highly susceptible persons in the general population who eat in regular, non-institutionalized settings. A more restrictive exclusion criteria for establishments serving highly

susceptible populations is not warranted at this time.

Decision Tree 1. When to Exclude or Restrict a Food Employee Who Reports a Symptom and When to Exclude a Food Employee Who Reports a Diagnosis with Symptoms Under the Chapter



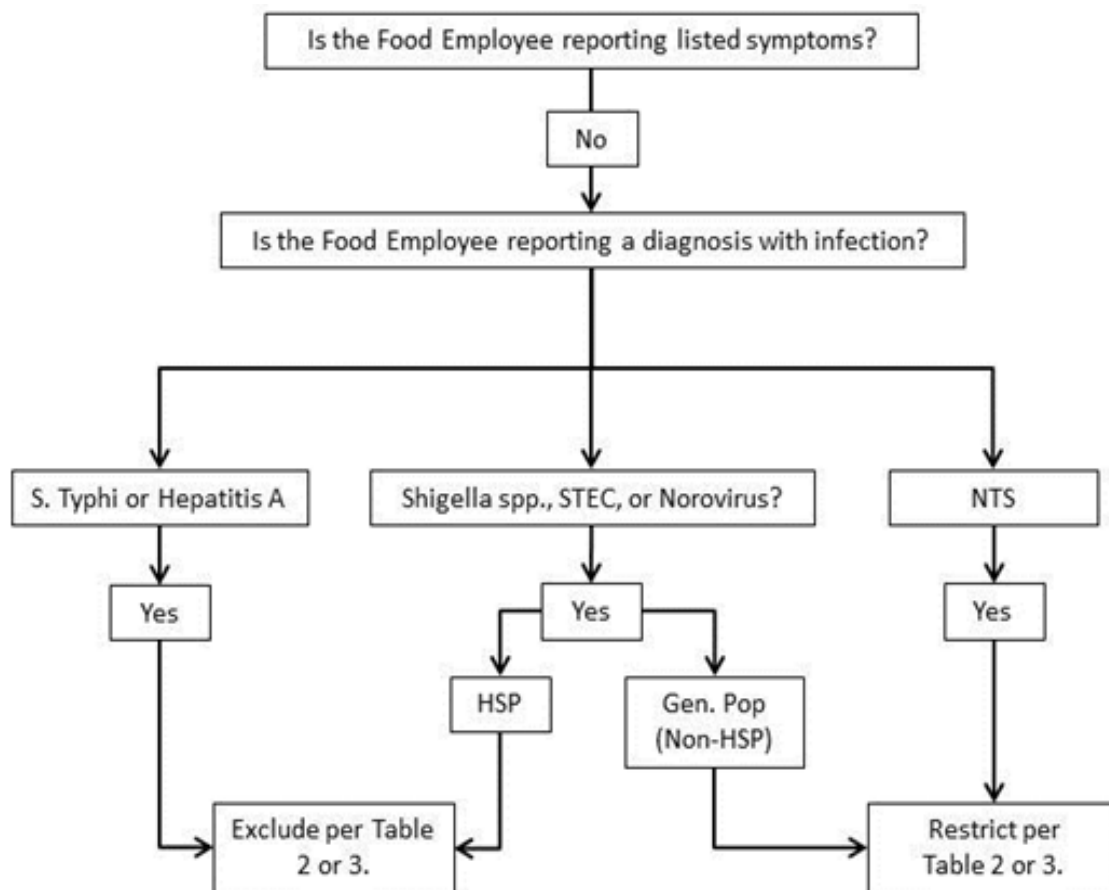
Key: Decision Tree 1

STEC = Shiga toxin-producing *Escherichia coli*

HSP = Highly Susceptible Population

NTS = Nontyphoidal *Salmonella*

Decision Tree 2a. When to Exclude or Restrict a Food Employee Who is Asymptomatic Reports a Listed Diagnosis Under the Chapter



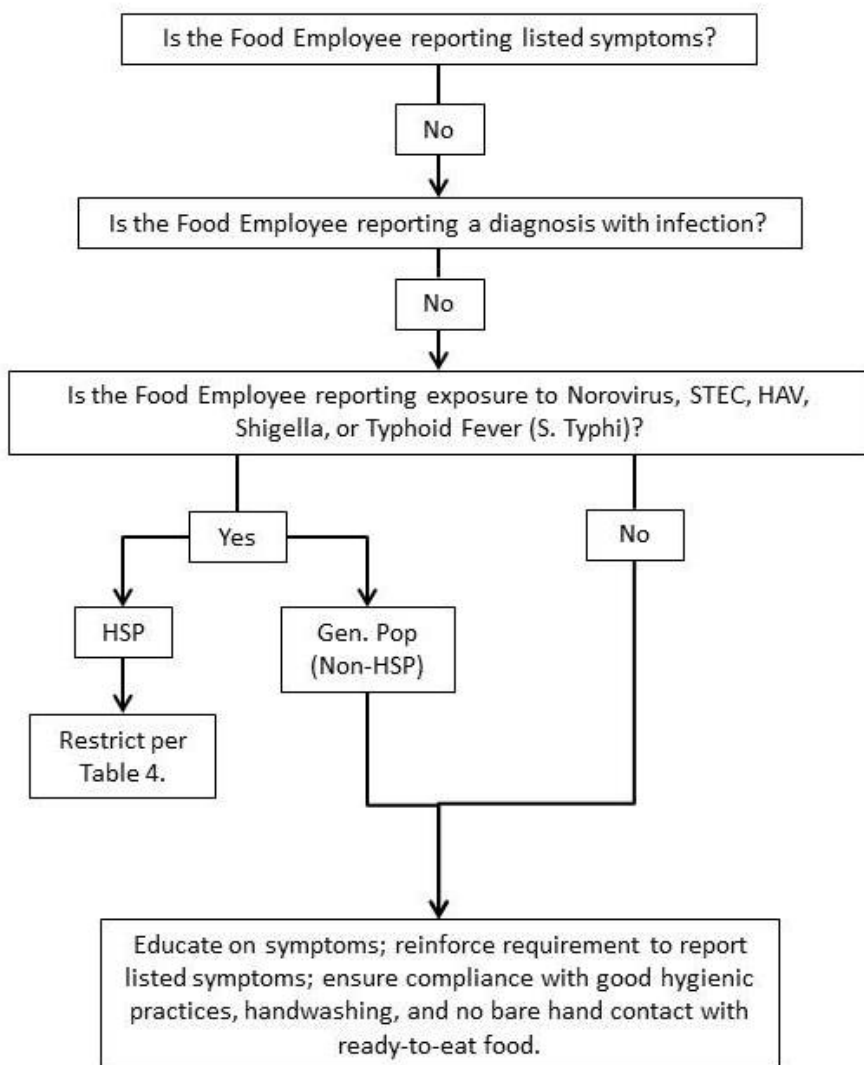
Key: Decision Tree 2a

STEC = Shiga toxin-producing *Escherichia coli*

HSP = Highly Susceptible Population

NTS = Nontyphoidal *Salmonella*

Decision Tree 2b. When to Restrict a Food Employee Who Reports a Listed Exposure Under the Chapter



Key: Decision Tree 2b

STEC = Shiga toxin-producing *Escherichia coli*

HAV = Hepatitis A virus

HSP = Highly Susceptible Population

Employee Health Decision Tree Tables

Table 1a: Summary of Requirements for Symptomatic Food Employees

Food employees and conditional employees shall report symptoms immediately to the person in charge

The person in charge shall prohibit a conditional employee who reports a listed symptom from becoming a food employee until meeting the criteria listed in RULE - .03, of the Chapter, for reinstatement of a symptomatic food employee.

Symptom	EXCLUSION OR RESTRICTION (Facilities Serving an HSP)	EXCLUSION OR RESTRICTION (Facilities Not serving an HSP)	Removing Symptomatic Food Employees from Exclusion or Restriction	RA Approval Needed to Return to Work?
Vomiting	EXCLUDE	EXCLUDE	When the excluded food employee has been asymptomatic for at least 24 hours or provides medical documentation. Exceptions: If diagnosed with Norovirus, <i>Shigella</i> spp., STEC, HAV, or typhoid fever (S. Typhi) (see Tables 1b & 2).	No if not diagnosed
Diarrhea	EXCLUDE	EXCLUDE	When the excluded food employee has been asymptomatic for at least 24 hours or provides medical documentation. Exceptions: If Diagnosed with Norovirus, STEC, HAV, or S. Typhi (see Tables 1b & 2).	No if not diagnosed
Jaundice	exclude if the onset occurred within the last 7 days	exclude if the onset occurred within the last 7 days	When approval is obtained from the RA, and: <ul style="list-style-type: none"> • Food employee has been jaundiced for more than 7 calendar days, or • Food employee provides medical documentation 	Yes
Sore Throat with Fever	EXCLUDE	RESTRICT	When food employee provides written medical documentation 201.13(G) (1)-(3).	No
Infected wound or pustular boil	RESTRICT	RESTRICT	When the infected wound or boil is properly covered	No

Key: Table 1a

RA = Regulatory Authority

STEC = Shiga toxin-producing *Escherichia coli*

HAV = Hepatitis A virus

HSP = Highly Susceptible Population

Table 1b: Summary of Requirements for Diagnosed, Symptomatic Food Employees

Food employees and conditional employees shall report a listed Diagnosis with symptoms immediately to the person in charge

- The person in charge shall notify the RA when a food employee is jaundiced or reports a listed diagnosis
- The person in charge shall prohibit a conditional employee who reports a listed diagnosis with symptoms from becoming a food employee until meeting the criteria listed RULE-.03 of the Chapter, for reinstatement of a diagnosed, symptomatic food employee.

Diagnosis	EXCLUSION (Facilities Serving an HSP or Not Serving an HSP)	Removing Diagnosed, Symptomatic Food Employees from Exclusion	RA Approval Needed to Return to Work?
Hepatitis A virus	EXCLUDE if within 14 days of any symptom, or within 7 days of jaundice	When approval is obtained from the RA and: <ul style="list-style-type: none"> • The food employee has been jaundiced for more than 7 calendar days, or • The anicteric food employee has had symptoms for more than 14 days, or • The food employee provides medical documentation 	Yes
Typhoid Fever (<i>S. Typhi</i>)	EXCLUDE	When approval is obtained from the RA and: <ul style="list-style-type: none"> • Food employee provides medical documentation, that states the food employee is free of a S. Typhi infection 	Yes
Nontyphoida l <i>Salmonella</i>	EXCLUDE Based on vomiting or diarrhea symptoms	When approval is obtained from the RA and: <ul style="list-style-type: none"> • Food employee provides medical documentation, that states the food employee is free of a nontyphoidal <i>Salmonella</i> infection or • Food employee symptoms of vomiting or diarrhea resolved and >30 days have passed since the food employee became asymptomatic. 	Yes

MANAGEMENT AND PERSONNEL

Diagnosis	EXCLUSION (Facilities Serving an HSP or Not Serving an HSP)	Removing Diagnosed, Symptomatic Food Employees from Exclusion	RA Approval Needed to Return to Work?
STEC	EXCLUDE Based on vomiting or diarrhea symptoms	<ol style="list-style-type: none"> <u>Serving a non-HSP facility</u>: Shall only work on a restricted basis 24 hours after symptoms resolve and remains restricted until meeting the requirements listed in No. 3. <u>Serving an HSP facility</u>: Remains excluded until meeting the requirements listed in No. 3. Restriction or Exclusion remains until: <ul style="list-style-type: none"> Approval is obtained from RA, and Medically cleared, or More than 7 calendar days have passed since the food employee became asymptomatic. 	Yes to return to an HSP or to return unrestricted ; not required to work on a restricted basis in a non-HSP facility
Norovirus	EXCLUDE Based on vomiting or diarrhea symptoms, under	<ol style="list-style-type: none"> <u>Serving a non-HSP facility</u>: Shall only work on a restricted basis 24 hours after symptoms resolve and remains restricted until meeting the requirements listed in No. 3. <u>Serving an HSP facility</u>: Remains excluded until meeting the requirements listed in No. 3. Restriction or Exclusion remains until: <ul style="list-style-type: none"> Approval is obtained from the RA, and Medically cleared, or More than 48 hours have passed since the food employee became asymptomatic 	Yes to return to an HSP or to return unrestricted ; not required to work on a restricted basis in a non-HSP facility
Shigella spp.	EXCLUDE Based on vomiting or diarrhea symptoms, under	<ol style="list-style-type: none"> <u>Serving a non-HSP facility</u>: Shall only work on a restricted basis 24 hours after symptoms resolve, and remains restricted until meeting the requirements listed in No. 3. <u>Serving an HSP facility</u>: Remains excluded until meeting the requirements in No. 3. Restriction or Exclusion remains until: <ul style="list-style-type: none"> Approval is obtained from the RA, and Medically cleared, or More than 7 calendar days have passed since the food employee became asymptomatic 	Yes to return to an HSP or to return unrestricted ; not required to work on a restricted basis in a non-HSP facility

Key: Table 1b

RA = Regulatory Authority

STEC = Shiga toxin-producing *Escherichia coli*

HAV = Hepatitis A virus

HSP = Highly Susceptible Population

NTS = Nontyphoidal *Salmonella*

Medical clearance/documentation for *Shigella* spp.; STEC, is based on test results from a health practitioner showing 2 consecutive negative stool specimen cultures that are taken:

- (a) Not earlier than 48 hours after discontinuance of antibiotics, and
- (b) At least 24 hours apart.

Table 2: Summary of Requirements for Diagnosed Food Employees with Resolved Symptoms
Food employees and conditional employees shall report a listed diagnosis immediately to the person in charge

- The person in charge shall notify the RA when a food employee reports a listed diagnosis
- The person in charge shall prohibit a conditional employee who reports a listed diagnosis from becoming a food employee until meeting the criteria listed in section **RULE - .02** of the Food Code, for reinstatement of a diagnosed food employee.

Pathogen Diagnosis	EXCLUSION OR RESTRICTION (Facilities Serving an HSP)	EXCLUSION OR RESTRICTION (Facilities Not Serving an HSP)	Removing Diagnosed Food Employees with Resolved Symptoms from Exclusion or Restriction	RA Approval Required to Return to Work?
Typhoid fever (S. Typhi) including previous illness with S. Typhi	EXCLUDE	EXCLUDE	When approval is obtained from the RA and: <ul style="list-style-type: none"> • Food employee provides medical documentation that states the food employee is free of an S. Typhi infection 	Yes
Nontyphoidal <i>Salmonella</i>	RESTRICT	RESTRICT	When approval is obtained from the RA and: <ul style="list-style-type: none"> • Food employee provides medical documentation, that states the food employee is free of a nontyphoidal <i>Salmonella</i> infection or • Food employee symptoms of vomiting or diarrhea resolved and >30 days have passed since the food employee became asymptomatic. 	Yes

MANAGEMENT AND PERSONNEL

Pathogen Diagnosis	EXCLUSION OR RESTRICTION (Facilities Serving an HSP)	EXCLUSION OR RESTRICTION (Facilities Not Serving an HSP)	Removing Diagnosed Food Employees with Resolved Symptoms from Exclusion or Restriction	RA Approval Required to Return to Work?
Shigella spp.	EXCLUDE	RESTRICT	<p>1. <u>Serving a non-HSP facility:</u> Shall only work on a restricted basis 24 hours after symptoms resolve, and remains restricted until meeting the requirements listed in No. 3.</p> <p>2. <u>Serving an HSP facility:</u> Remains excluded until meeting the requirements listed in No. 3.</p> <p>3. Restriction or Exclusion remains until:</p> <ul style="list-style-type: none"> • Approval is obtained from the RA and: • Medically cleared or • More than 7 calendar days have passed since the food employee became asymptomatic 	Yes to return to an HSP or to return unrestricted; not required to work on a restricted basis in a non-HSP facility
Norovirus	EXCLUDE	RESTRICT	<p>1. <u>Serving a non-HSP facility:</u> Shall only work on a restricted basis 24 hours after symptoms resolve and remains restricted until meeting the requirements listed in No. 3.</p> <p>2. <u>Serving an HSP facility:</u> Remains excluded until meeting the requirements listed in No. 3.</p> <p>3. Restriction or Exclusion remains until:</p> <ul style="list-style-type: none"> • Approval is obtained from the RA and • Medically cleared or • More than 48 hours have passed since the food employee became asymptomatic 	Yes to return to an HSP or to return unrestricted; not required to work on a restricted basis in a non-HSP facility

MANAGEMENT AND PERSONNEL

Pathogen Diagnosis	EXCLUSION OR RESTRICTION (Facilities Serving an HSP)	EXCLUSION OR RESTRICTION (Facilities Not Serving an HSP)	Removing Diagnosed Food Employees with Resolved Symptoms from Exclusion or Restriction	RA Approval Required to Return to Work?
STEC	EXCLUDE	RESTRICT	<ol style="list-style-type: none"> 1. Serving a non-HSP facility: Shall only work on a restricted basis 24 hours after symptoms resolve and remains Restricted until meeting the requirements listed in No. 3. 2. <u>Serving an HSP facility:</u> Remains excluded until meeting the requirements listed in No. 3. 3. Restriction or Exclusion remains <u>until</u>: <ul style="list-style-type: none"> • Approval is obtained from the RA and • Medically cleared or • More than 7 calendar days have passed since the food employee became asymptomatic 	Yes to return to an HSP or to return unrestricted; not required to work on a restricted basis in a non-HSP facility
Hepatitis A virus	EXCLUDE if within 14 days of any symptom, or within 7 days of jaundice	EXCLUDE if within 14 days of any symptom, or within 7 days of jaundice	<p>When approval is obtained from the RA and:</p> <ul style="list-style-type: none"> • The food employee has been jaundiced for more than 7 calendar days, or • The anicteric food employee has had symptoms for more than 14 days or • The food employee provides medical documentation. 	Yes

Key: Table 2

RA = Regulatory Authority

STEC = Shiga toxin-producing *Escherichia coli*

HAV = Hepatitis A virus

HSP = Highly Susceptible Population

NTS = Nontyphoidal *Salmonella*

Medical clearance/documentation for *Shigella* spp.; Enterohemorrhagic (EHEC) or Shiga toxin-producing *E. coli*, is based on test results from a health practitioner showing 2 consecutive negative stool specimen cultures that are taken:

(a) Not earlier than 48 hours after discontinuance of antibiotics, and

(b) At least 24 hours apart.

Table 3: Summary of Requirements for Diagnosed Food Employees Who Never Develop Gastrointestinal Symptoms

Food employees and conditional employees shall report a listed diagnosis immediately to the person in charge

- The person in charge shall notify the RA when a food employee reports a listed diagnosis
- The person in charge shall prohibit a conditional employee who reports a listed diagnosis from becoming a food employee until meeting the criteria listed in RULE - .03 of the Chapter, for reinstatement of a diagnosed food employee

Pathogen Diagnosis	Exclusion Or Restriction (Facilities Serving an HSP)	Exclusion Or Restriction (Facilities Not Serving an HSP)	Removing Diagnosed Food Employees Who Never Develop Gastrointestinal Symptoms from Exclusion or Restriction	RA Approval Required to Return to Work?
Typhoid Fever (S. Typhi) including previous illness with S. Typhi	EXCLUDE	EXCLUDE	When approval is obtained from the RA and: Food employee provides medical documentation, specifying that the food employee is free of a S. Typhi infection.	Yes
Shigella spp.	EXCLUDE	RESTRICT	Remains excluded or restricted until approval is obtained from the RA, and: <ul style="list-style-type: none"> • Medically cleared or • More than 7 calendar days have passed since the food employee was last diagnosed. 	Yes to return to an HSP or to return unrestricted; not required to work on a restricted basis in a non-HSP facility
Nontyphoida l <i>Salmonella</i>	RESTRICT	RESTRICT	When approval is obtained from the RA and: <ul style="list-style-type: none"> • Food employee provides medical documentation, that states the food employee is free of a nontyphoidal <i>Salmonella</i> infection or • Food employee did not develop symptoms and >30 days have passed since the food employee was diagnosed 	

MANAGEMENT AND PERSONNEL

Pathogen Diagnosis	Exclusion Or Restriction (Facilities Serving an HSP)	Exclusion Or Restriction (Facilities Not Serving an HSP)	Removing Diagnosed Food Employees Who Never Develop Gastrointestinal Symptoms from Exclusion or Restriction	RA Approval Required to Return to Work?
CONTINUED ON NEXT PAGE				
Norovirus	EXCLUDE	RESTRICT	Remains excluded or restricted until approval is obtained from the RA and <ul style="list-style-type: none"> • Medically cleared or • More than 48 hours have passed since the food employee was diagnosed 	Yes to return to an HSP or to return unrestricted; Not required to work on a restricted basis in a non-HSP facility
STEC	EXCLUDE	RESTRICT	Remains excluded or restricted until approval is obtained from the RA and: <ul style="list-style-type: none"> • Medically cleared or • More than 7 calendar days have passed since the food employee was diagnosed 	Yes to return to HSP or to return unrestricted; Not required to work on a restricted basis in a non-HSP facility
Hepatitis A virus	EXCLUDE	EXCLUDE	When approval is obtained from the RA and <ul style="list-style-type: none"> • The anicteric food employee has had symptoms for more than 14 days or • The food employee provides medical documentation 	Yes

Key: Table 3

RA = Regulatory Authority

STEC = Shiga toxin-producing *Escherichia coli*

HAV = Hepatitis A virus

HSP = Highly Susceptible Population

NTS = Nontyphoidal *Salmonella*

Medical clearance/documentation for *Shigella* spp.; Enterohemorrhagic (EHEC) or Shiga toxin-producing *E. coli*, is based on test results from a health practitioner showing 2 consecutive negative stool specimen cultures that are taken:

- (a) Not earlier than 48 hours after discontinuance of antibiotics, and
- (b) At least 24 hours apart.

RULE - .02 Table 4: History of Exposure, and Absent Symptoms or Diagnosis

Food employees and conditional employees shall report a listed exposure to the person in charge. The person in charge shall prohibit a conditional employee who reports a listed exposure from becoming a food employee in a facility serving an HSP until meeting the criteria listed in section **RULE - .03** of the Chapter, for reinstatement of an exposed food employee. The person in charge shall reinforce and ensure compliance with good hygienic practices, symptom reporting requirements, proper handwashing and no BHC with RTE foods for all food employees that report a listed exposure.

Pathogen Diagnoses	Exclusion Or Restriction (Facilities Serving an HSP)	Facilities Not Serving an HSP	When Can the Restricted Food Employee Return to Work?	RA Approval Needed?
Typhoid Fever (<i>S. Typhi</i>)	RESTRICT	Educate food employee on symptoms to watch for and ensure compliance with GHP, handwashing and no BHC with RTE foods.	When 14 calendar days have passed since the last exposure, or more than 14 days has passed since the food employee’s household contact became asymptomatic.	No
Shigella spp.	RESTRICT	See above	When more than 3 calendar days have passed since the last exposure, or more than 3 days have passed since the food employee’s household contact became asymptomatic.	No
Norovirus	RESTRICT	See above	When more than 48 hours have passed since the last exposure, or more than 48 hours has passed since the food employee’s household contact became asymptomatic.	No
STEC	RESTRICT	See above	When more than 3 calendar days have passed since the last exposure, or more than 3 calendar days has passed since the food employee’s household contact became asymptomatic.	No

MANAGEMENT AND PERSONNEL

Pathogen Diagnoses	Exclusion Or Restriction (Facilities Serving an HSP)	Facilities Not Serving an HSP	When Can the Restricted Food Employee Return to Work?	RA Approval Needed?
Hepatitis A virus	RESTRICT	See above	When any of the following conditions is met: 1. The food employee is immune to HAC infection because of a prior illness from HAV, vaccination against HAV, or IgG administration; or 2. More than 30 calendar days have passed since the last exposure, or since the food employee's household contact became jaundiced; or 3. The food employee does not use an alternative procedure that allows BHC with RTE food until at least 30 days after the potential exposure, and the employee receives additional training.	No

Key: Table 4

HSP = Highly Susceptible Population

BHC = Bare Hand Contact

RTE = Ready-To-Eat

GHP = Good Manufacturing Practices

STEC = Shiga toxin-producing *Escherichia coli*

In order to comply with Title I of the Americans with Disabilities Act, an exclusion must also be removed if the employee is entitled to a reasonable accommodation that would eliminate the risk of transmitting the disease. Reasonable accommodation may include reassignment to another position in which the individual would not work around food. The steps an employer must take when an excluded employee requests reasonable accommodation are briefly described in Annex 3, § 2-201.11. However, it is not possible to explain all relevant aspects of the ADA within this Annex. When faced with an apparent conflict between the ADA and the Food Code's exclusion and restriction requirements, employers should contact the U.S. Equal Employment Opportunity Commission.

Restrictions and exclusions vary according to the population served because highly susceptible populations have increased vulnerability to foodborne illness. For example, foodborne illness in a healthy individual may be manifested by mild flu-like symptoms. The same foodborne illness may have serious medical consequences in immunocompromised individuals. This point is reinforced by statistics pertaining to deaths associated with foodborne illness caused by ***Salmonella Enteritidis***. Over 70% of the deaths in outbreaks attributed to this organism occurred

among individuals who for one reason or another were immunocompromised. This is why the restrictions and exclusions listed in the Code are especially stringent for food employees serving highly susceptible populations.

Periodic testing of food employees for the presence of diseases transmissible through food is not cost effective or reliable. Therefore, restriction and exclusion provisions are triggered by the active gastrointestinal symptoms, followed by diagnosis and history of exposure.

The history of exposure that must be reported applies to Norovirus, Hepatitis A, *Shigella* spp., STEC and *Salmonella* Typhi. It does not include nontyphoidal *Salmonella*.

Upon being notified of the history of exposure, the person in charge should immediately:

6. Discuss the traditional modes of transmission of fecal-oral route pathogens.
7. Advise the food employee to observe good hygienic practices both at home and at work. This includes a discussion of proper handwashing, as described in the Code, after going to the bathroom, changing diapers, or handling stool-soiled material.
8. Review the symptoms listed in the Code that require immediate exclusion from the food establishment.
9. Remind food employees of their responsibility as specified in the Code to inform the person in charge immediately upon the onset of any of the symptoms listed in the Code.
10. Ensure that the food employee stops work immediately if any of the symptoms described in the Code develop and reports to the person in charge.

A restricted food employee may work in an area of the food establishment that houses packaged food, wrapped single-service or single-use articles, or soiled food equipment or utensils. Examples of activities that a restricted person might do include working at the cash register, seating patrons, bussing tables, stocking canned or other packaged foods, or working in a non-food cleaning or maintenance capacity consistent with the criteria in the definition of the term “restricted.” A food employee who is restricted from working in one food establishment may not work in an unrestricted capacity in another food establishment, but could work unrestricted in another retail store that is not a food establishment. A restricted food employee may enter a food establishment as a consumer.

An excluded individual may not work as a food employee on the premises of any food establishment.

Removal of Exclusions and Restrictions

Food employees diagnosed with Norovirus, hepatitis A virus, *Shigella* spp., *E. coli* O157:H7 or other STEC, nontyphoidal *Salmonella* and symptomatic with diarrhea, vomiting, or jaundice, are

excluded from a food service establishment. However, these symptomatic, diagnosed food employees differ from symptomatic, undiagnosed food employees in the requirements that must be met before returning to work in a full capacity after symptoms resolve.

The person in charge may allow undiagnosed food employees who are initially symptomatic and whose symptoms have resolved to return to work in a full capacity 24 hours after symptoms resolve.

However, diagnosis with a listed pathogen invokes additional requirements before the person in charge may allow diagnosed food employees to return to work in full capacity.

Asymptomatic food employees diagnosed with Norovirus, *Shigella* spp., *E. coli* O157:H7 or other STEC may not return to work in a full capacity for at least 24 hours after symptoms resolve. The person in charge shall only allow these food employees to work on a restricted basis 24 hours after symptoms resolve and they shall only allow this if not in a food establishment that serves a highly susceptible population. These restricted food employees remain restricted until they are medically cleared or otherwise meet the criteria for removal from restriction).

In a food establishment that serves a highly susceptible population, food employees who are diagnosed with Norovirus, *Shigella* spp., *E. coli* O157:H7 or other STEC and initially symptomatic with vomiting or diarrhea, shall not work on a restricted basis after being asymptomatic for at least 24 hours. These food employees must remain excluded until they are medically cleared or otherwise meet the criteria for removal from exclusion from a highly susceptible population.

Food employees diagnosed with **hepatitis A virus** are always excluded if diagnosed within 14 days of exhibiting any illness symptom, until at least 7 days after the onset of jaundice, or until medically cleared.

Food employees diagnosed with **hepatitis A virus** are always excluded if diagnosed within 14 days of exhibiting any illness symptom, until at least 7 days after the onset of jaundice, or until medically cleared. A food employee with an anicteric infection with the hepatitis A virus has a mild form of hepatitis A without jaundice. Food employees diagnosed with an anicteric infection with the hepatitis A virus are excluded if they are within 14 days of any symptoms. Anicteric, diagnosed food employees shall be removed from exclusion if more than 14 days have passed since they became symptomatic, or if medically cleared. Asymptomatic food employees diagnosed with an active infection with the hepatitis A virus are also excluded until medically cleared.

Food employees diagnosed with typhoid fever (caused by a *Salmonella Typhi* infection) are always excluded, even without expressing gastrointestinal symptoms, since these symptoms are not typically exhibited with typhoid fever. Outbreaks of foodborne illness involving typhoid fever (*Salmonella Typhi*) have been traced to asymptomatic food employees who have transmitted the pathogen to food, causing illness. The high virulence combined with the extremely high infectivity of *S. Typhi* warrant exclusion from the food establishment until the food employee has been cleared by a physician or has completed antibiotic therapy.

Asymptomatic shedders are food employees who do not exhibit the symptoms of foodborne illness but who are identified through diagnosis, or laboratory confirmation of their stools to have Norovirus, or any one of the four bacterial pathogens identified in RULE - .03 in their gastrointestinal system.

The risk that food employees who are asymptomatic shedders will transmit a communicable disease varies depending upon the hygienic habits of the worker, the food itself and how it is prepared, the susceptibility of the population served, and the infectivity of the organism. Exclusion in a food establishment that serves a highly susceptible population affords protection to people who are immune-suppressed. Restriction in a food establishment that does not serve a highly susceptible population affords protection for the general population and the immune-suppressed subset of the general population provided there is adequate attention to personal hygiene and avoidance of bare-hand contact with RTE foods.

To minimize the risk in all food establishments of the transmission of foodborne disease by an asymptomatic shedder and based on the factors listed above, all known asymptomatic shedders of the four bacterial pathogens are either restricted or excluded, depending on the population served. Requiring restriction for asymptomatic shedders of all three of the bacterial pathogens results in a uniform criterion and is consistent with APHA-published recommendations in the "Control of Communicable Diseases Manual."

In order to comply with Title I of the Americans with Disabilities Act, an exclusion must also be removed if the employee is entitled to a reasonable accommodation that would eliminate the risk of transmitting the disease. Reasonable accommodation may include reassignment to another position in which the individual would not work around food. The steps an employer must take when an excluded employee requests reasonable accommodation are briefly described in Annex 3, § 2-201.11. However, it is not possible to explain all relevant aspects of the ADA within this Annex. When faced with an apparent conflict between the ADA and the Food Code's exclusion and restriction requirements, employers should contact the U.S. Equal Employment Opportunity Commission.

Clean Condition

Hands and Arms

The hands are particularly important in transmitting foodborne pathogens. Food employees with dirty hands and/or fingernails may contaminate the food being prepared. Therefore, any activity which may contaminate the hands must be followed by thorough handwashing in accordance with the procedures outlined in the Chapter.

Even seemingly healthy employees may serve as reservoirs for pathogenic microorganisms that are transmissible through food. Staphylococci, for example, can be found on the skin and in the mouth, throat, and nose of many employees. The hands of employees can be contaminated by touching their nose or other body parts.

Cleaning Procedure

Handwashing is a critical factor in reducing fecal-oral pathogens that can be transmitted from hands to RTE food as well as other pathogens that can be transmitted from environmental sources. Many employees fail to wash their hands as often as necessary and even those who do may use flawed techniques.

In the case of a food worker with one hand or a hand-like prosthesis, the Equal Employment Opportunity Commission has agreed that this requirement for thorough handwashing can be met through reasonable accommodation in accordance with the Americans with Disabilities Act. Devices are available which can be attached to a lavatory to enable the food worker with one hand to adequately generate the necessary friction to achieve the intent of this requirement.

The greatest concentration of microbes exists around and under the fingernails of the hands. The area under the fingernails, known as the “subungual space”, has by far the largest concentration of microbes on the hand and this is also the most difficult area of the hand to decontaminate. Fingernail brushes, if used properly, have been found to be effective tools in decontaminating this area of the hand. Proper use of single-use fingernail brushes, or designated individual fingernail brushes for each employee, during the handwashing procedure can achieve up to a 5-log reduction in microorganisms on the hands.

There are two different types of microbes on the hands, transient and resident microbes. Transient microbes consist of contaminating pathogens which are loosely attached to the skin surface and do not survive or multiply. A moderate number of these organisms can be removed with adequate handwashing. Resident microbes consist of a relatively stable population that survive and multiply on the skin and they are not easily washed off the hands. Resident microbes on the hands are usually not a concern for potential contamination in food service.

All aspects of proper handwashing are important in reducing microbial transients on the hands. However, friction and water have been found to play the most important role. This is why the amount of time spent scrubbing the hands is critical in proper handwashing. It takes more than just the use of soap and running water to remove the transient pathogens that may be present. It is the abrasive action obtained by vigorously rubbing the surfaces being cleaned that loosens the transient microorganisms on the hands.

Research has shown a minimum 10-15 second scrub is necessary to remove transient pathogens from the hands and when an antimicrobial soap is used, a minimum of 15 seconds is required. Soap is important for the surfactant effect in removing soil from the hands and a warm water temperature is important in achieving the maximum surfactant effect of the soap.

Every stage in handwashing is equally important and has an additive effect in transient microbial reduction. Therefore, effective handwashing must include scrubbing, rinsing, and drying the hands. When done properly, each stage of handwashing further decreases the transient microbial load on the hands. It is equally important to avoid recontaminating hands by avoiding direct hand contact with heavily contaminated environmental sources, such as manually operated handwashing sink faucets, paper towel dispensers, and rest room door handles after the handwashing procedure. This can be accomplished by obtaining a paper towel from its dispenser before the handwashing procedure, then, after handwashing, using the paper towel to operate the hand sink faucet handles and restroom door handles.

Handwashing done properly can result in a 2-3 log reduction in transient bacteria and a 2-log reduction in transient viruses and protozoa. With heavy contamination of transient microbial pathogens, (i.e., $> 10^4$ microbes, as found on hands contaminated with bodily wastes and infected bodily fluids) handwashing may be ineffective in completely decontaminating the hands. Therefore, a further intervention such as a barrier between hands and ready-to-eat food is necessary.

When to Wash

The hands may become contaminated when the food employee engages in specific activities. The increased risk of contamination requires handwashing immediately before, during, or after the activities listed. The specific examples listed in this Code section are not intended to be all inclusive. Employees must wash their hands after any activity which may result in contamination of the hands.

Where to Wash

Effective handwashing is essential for minimizing the likelihood of the hands becoming a vehicle of cross contamination. It is important that handwashing be done only at a properly equipped handwashing facility in order to help ensure that food employees effectively clean their hands. Handwashing sinks are to be conveniently located, always accessible for handwashing, maintained so they provide proper water temperatures and pressure, and equipped with suitable hand cleansers, nail brushes (not required, but recommended), and disposable towels and waste containers, or hand dryers. It is inappropriate to wash hands in a food preparation sink since this may result in avoidable contamination of the sink and the food prepared therein. Service sinks may not be used for food employee handwashing since this practice may introduce additional hand contaminants because these sinks may be used for the disposal of mop water, toxic chemicals, and a variety of other liquid wastes. Such wastes may contain pathogens from cleaning the floors of food preparation areas and toilet rooms and discharges from ill persons.

Hand Antiseptics

In the 2005 Food Code, the use of the term “hand sanitizer” was replaced by the term “hand antiseptic” to eliminate confusion with the term “sanitizer,” a defined term in the Food Code, and to more closely reflect the terminology used in the FDA Tentative Final Monograph for Health-Care Antiseptic Drug Products for OTC Human Use, Federal Register: June 17, 1994.

The term “sanitizer” is typically used to describe control of bacterial contamination of inert objects or articles, or equipment and utensils, and other cleaned food-contact surfaces. The Chapter definition of “sanitizer” requires a minimum microbial reduction of 5 logs, which is equal to a 99.999% reduction. The FDA bases the 5-log reduction on the AOAC International’s “Official Methods of Analysis 2003,” which requires a minimum 5-log reduction in microorganisms to achieve “sanitization.”

Sanitizers used to disinfect food-contact equipment and utensils can easily achieve the 5-log

reduction of microorganisms and often far exceed this minimum requirement. However, removing microorganisms from human skin is a totally different process and sterilization of human skin is nearly impossible to achieve without damaging the skin. Many antimicrobial hand agents typically achieve a much smaller reduction in microorganisms than the 5-log reduction required for “sanitization.” Therefore, the effect achieved from using antimicrobial hand agents is not consistent with the definition of “sanitization” in the Chapter.

The word “antiseptic” is a Greek term, meaning “against putrefaction”, and eventually evolved into a second definition, meaning, “a substance used to destroy pathogenic microorganisms.” The term “antiseptic” is often used to describe agents used on skin to prevent infection of the skin.

“Antiseptic” is defined under section 201 (o) of the Federal Food, Drug, and Cosmetic Act (the act) (21 U.S.C. 321 (o)), as: “The representation of a drug, in its labeling, as an antiseptic shall be considered to be a representation of a germicide, except in the case of a drug purporting to be, or represented as, an antiseptic for inhibitory use as a wet dressing, ointment, dusting powder, or such other use as involves prolonged contact with the body.”

Section 333.403 of the FDA Tentative Final Monograph for Health-Care Antiseptic Drug Products for OTC Human Use, Federal Register: June 17, 1994, defines a “health-care antiseptic” as an antiseptic-containing drug product applied topically to the skin to help prevent infection or to help prevent cross contamination. An “antiseptic handwash” or “health-care personnel handwash drug product” is defined in Section 333.403 of the Monograph as an antiseptic containing preparation designed for frequent use; it reduces the number of transient microorganisms on intact skin to an initial baseline level after adequate washing, rinsing, and drying; it is a broad spectrum, and persistent antiseptic containing preparation that significantly reduces the number of microorganisms on intact skin. Replacing the term “hand sanitizer” with the term “hand antiseptic” allows the use of a more scientifically appropriate term that is used to describe reduction of microorganisms on the skin and will improve clarification and regulation of these products.

The provisions of Rule -.03(5)(e) are intended to ensure that an antimicrobial product applied to the hands is 1) safe and effective when applied to human skin, and 2) a safe food additive when applied to bare hands that will come into direct contact with food. Because of the need to protect workers and to ensure safe food, hand antiseptics must comply with both the human drug and the food safety provisions of the law. The prohibition against bare hand contact contained in Rule -.04(4)(a)2. applies only to an exposed ready-to-eat food.

Hand Antiseptic as a Drug Product

There are two means by which a hand antiseptic is considered to be safe and effective when applied to human skin:

1. A hand antiseptic may be approved by FDA under a new drug application based on data showing safety and effectiveness and may be listed in the publication *Approved Drug Products with Therapeutic Equivalence Evaluations*.

(<http://www.accessdata.fda.gov/scripts/cder/ob/default.cfm>. This document is maintained by the Food and Drug Administration, Center for Drug Evaluation and Research, Office of Pharmaceutical Science, Office of Generic Drugs. Also known as the “Orange Book,” this document provides “product-specific” listings rather than listings by compound and it is published annually with monthly supplements. However, as of the end of 1998, no hand antiseptics are listed in this publication since no new drug applications have been submitted and approved for these products.

2. A hand antiseptic active ingredient may be identified by FDA in the monograph for OTC (over-the-counter) Health-Care Antiseptic Drug Products under the antiseptic handwash category. Since hand antiseptic products are intended and labeled for topical antimicrobial use by food employees in the prevention of disease in humans, these products are "drugs" under the Federal Food, Drug, and Cosmetic Act § 201(g). As drugs, hand antiseptics and dips must be manufactured by an establishment that is duly registered with the FDA as a drug manufacturer; their manufacturing, processing, packaging, and labeling must be performed in conformance with drug Good Manufacturing Practices (GMP's); and the product must be listed with FDA as a drug product.

Products having the same formulation, labeling, and dosage form as those that existed in the marketplace on or before December 4, 1975, for hand antiseptic use by food handlers, are being evaluated under the Over-the-Counter (OTC) Drug Review by FDA's Center for Drug Evaluation and Research. However, as of May 2005, a final OTC drug monograph for these products has not been finalized. Therefore, FDA has not made a final determination that any of these products are generally recognized as safe and effective (GRAS/E).

GRAS/E antimicrobial ingredients for hand sanitizer use by food handlers will be identified in a future final monograph issued under the OTC Drug Review. Information about whether a specific product is covered by the proposed monograph may be obtained from the tentative final monograph (TFM) for “Health Care Antiseptic Drug Products for OTC Human Use; Proposed Rule.” This TFM, which was published in the *Federal Register* of June 17, 1994 (59 FR 31402), describes the inclusion of hand sanitizers in this Review on page 31440 under Comment 28 of Part II. Information about whether a specific product is included in this proposed monograph may also be available from the manufacturer.

Questions regarding acceptability of a hand antiseptic with respect to OTC compliance may be directed to the Office of Unapproved Drugs and Labeling Compliance, Center for Drug Evaluation & Research Food and Drug Administration 10903 New Hampshire Ave., Building 51, 5th Floor, Silver Spring, MD 20993. Specific product label/promotional information and the formulation are required for determining a product's regulatory status.

Hand Antiseptic as a Food Additive

To be subject to regulation under the food additive provisions of the Federal Food, Drug, and Cosmetic Act, the substances in a hand antiseptic must *reasonably* be expected to become a component of food based upon the product's intended use.

Where the substances in a hand antiseptic are reasonably expected to become a component of food

based upon the product's intended use, circumstances under which those substances may be legally used include the following:

1. The intended use of a substance may be exempted from regulation as a food additive under 21 CFR 170.39 *Threshold of regulation for substances used in food-contact articles*. A review by FDA's Center for Food Safety and Applied Nutrition is required in order to determine whether such an exemption can be granted.
2. The intended use of a substance, including substances that contact food such as those in hand antiseptics, may be "generally recognized as safe (GRAS)" within the meaning of the FFDCA. A partial listing of substances with food uses that are generally recognized as safe may be found in CFR Parts 182, 184, and 186. These lists are not exhaustive because the FFDCA allows for independent GRAS determinations.

-

For the use of a substance to be GRAS within the meaning of the FFDCA, there must be publicly available data that demonstrate that the substance is safe for its intended use. There also must be a basis to conclude that there is a consensus among qualified experts that these publicly available data establish safety. If the use of a substance in food is GRAS, it is not subject to premarket review by FDA. While there is no legal requirement to notify FDA of an independent GRAS determination, a number of firms have chosen to do so with the expectation of receiving a response letter from FDA (see FDA's Inventory of GRAS Notices at (<https://www.accessdata.fda.gov/scripts/fdcc/?set=GRASNotices>)). Although such a letter does not affirm the independent GRAS determination, it is an opportunity for the firm to receive comment from FDA regarding the materials supporting its determination.

1. The intended use of a substance may be the subject of a prior sanction, which is an explicit approval by the FDA or the United States Department of Agriculture (USDA) prior to September 6, 1958. All known prior sanctions are published under 21 CFR Part 181.
2. A substance may be the subject of a Food Contact Substance Notification that became effective in accordance with the FFDCA Section 409 (h). Substances that are the subject of an effective food-contact substance notification are listed, along with conditions of safe use, in the FDA Inventory of Effective Food Contact Substance (FCS) Notifications. This list is available on-line at: Inventory of Effective Food Contact Substance (FCS) Notifications (<http://www.fda.gov/Food/FoodIngredientsPackaging/FoodContactSubstancesFCS/ucm116567.htm>). A food-contact substance that is the subject of an effective notification submitted under FFDCA 409(h) does not include similar or identical substances manufactured or prepared by any person other than the manufacturer identified in that notification.

The Division of Food Contact Substance Notifications does not certify or provide approvals for specific products. However, if the intended use of a substance in contact with food meets the requirements of 21 CFR 170.39 *Threshold of regulation for substances used in food-contact*

articles, FDA may provide a letter to a firm stating that the intended use of this product is exempt from regulation as a food additive. However, the product must be the subject of a new drug application or under FDA's OTC Drug Review to be legally marketed.

Questions regarding the regulatory status of substances in hand antiseptics as food additives may be directed to the Division of Food Contact Substance Notifications, HFS-275, 5100 Paint Branch Parkway, College Park, MD 20740. It may be helpful or necessary to provide label/promotional information when inquiring about a specific substance.

Fingernails Maintenance

The requirement for fingernails to be trimmed, filed, and maintained is designed to address both the cleanability of areas beneath the fingernails and the possibility that fingernails or pieces of the fingernails may end up in the food due to breakage. Failure to remove fecal material from beneath the fingernails after defecation can be a major source of pathogenic organisms. Ragged fingernails present cleanability concerns and may harbor pathogenic organisms. Fingernails must be trimmed to be no longer than the edge of the fingertip. Should the fingernails be longer than the food employee's fingertips, a single-use, disposable, food grade glove may be worn as long as there is no danger of the glove being punctured by the fingernails.

Jewelry Prohibition

Items of jewelry such as rings, bracelets, and watches may collect soil and the construction of the jewelry may hinder routine cleaning. As a result, the jewelry may act as a reservoir of pathogenic organisms transmissible through food.

The term "jewelry" generally refers to the ornaments worn for personal adornment and medical alert bracelets do not fit this definition. However, the wearing of such bracelets carries the same potential for transmitting disease-causing organisms to food. If a food worker wears a medical alert or medical information bracelet, the conflict between this need and the Chapter's requirements can be resolved through reasonable accommodation in accordance with the Americans with Disabilities Act. The person in charge should discuss the Chapter requirement with the employee and together they can work out an acceptable alternative to a bracelet. For example, the medical alert information could be worn in the form of a necklace or anklet to provide the necessary medical information without posing a risk to food. Alternatives to medical alert bracelets are available through a number of different companies (*e.g.*, an internet search using the term "medical alert jewelry" leads to numerous suppliers).

An additional hazard associated with jewelry is the possibility that pieces of the item or the whole item itself may fall into the food being prepared. Hard foreign objects in food may cause medical problems for consumers, such as chipped and/or broken teeth and internal cuts and lesions.

Outer Clothing

Dirty clothing may harbor diseases that are transmissible through food. Food employees who inadvertently touch their dirty clothing may contaminate their hands. This could result in

contamination of the food being prepared. Food may also be contaminated through direct contact with dirty clothing. In addition, employees wearing dirty clothes send a negative message to consumers about the level of sanitation in the establishment.

Contamination Prevention

Eating, Drinking, or Using Food or Tobacco

Proper hygienic practices must be followed by food employees in performing assigned duties to ensure the safety of the food, prevent the introduction of foreign objects into the food, and minimize the possibility of transmitting disease through food. Smoking or eating by employees in food preparation areas is prohibited because of the potential that the hands, food, and food-contact surfaces may become contaminated. Insanitary personal practices such as scratching the head, placing the fingers in or about the mouth or nose, and indiscriminate and uncovered sneezing or coughing may result in food contamination. Poor hygienic practices by employees may also adversely affect consumer confidence in the establishment.

Food preparation areas such as hot grills may have elevated temperatures and the excessive heat in these areas may present a medical risk to the workers as a result of dehydration. Consequently, in these areas food employees are allowed to drink from closed containers that are carefully handled.

Discharges from the Eyes, Nose, and Mouth

Discharges from the eyes, nose, or mouth through persistent sneezing or coughing by food employees can directly contaminate exposed food, equipment, utensils, linens, and single-service and single-use articles. When these poor hygienic practices cannot be controlled, the employee must be assigned to duties that minimize the potential for contaminating food and surrounding surfaces and objects.

Hair Restraints Effectiveness

Consumers are particularly sensitive to food contaminated by hair. Hair can be both a direct and indirect vehicle of contamination. Food employees may contaminate their hands when they touch their hair. A hair restraint keeps dislodged hair from ending up in the food and may deter employees from touching their hair. The effectiveness of the hair restraint is dependant upon hairstyle of the individual. A "food employee," by definition, is any individual who works with unpackaged food, food equipment or utensils, or food contact surfaces.

The only exception to the hair restraint requirement is for counter staff, wait staff, and hostesses whose activities are limited so as to be a minimal risk of contamination to exposed food, clean utensils and linens and unwrapped single-service and single-use articles. However, these employees would need to wear a hair restraint if they are required to do more involved food preparation such as when wait staff are required to cook food or prepare a salad.

Animals Handling Prohibition

Dogs and other animals, like humans, may harbor pathogens that are transmissible through food. Handling or caring for animals that may be legally present is prohibited because of the risk of contamination of food employee hands and clothing. In food service establishments that have been approved for a dog-friendly patio, the Person-In-Charge (PIC) must ensure that customers are notified of their responsibility and of the location for equipment and supplies to clean up after their dogs if there is an accident because food employees are not allowed to handle or care for any animals.

Hygienic Practices

Smoking (tobacco or electronic devices) or eating by employees in food preparation areas is prohibited because of the potential that the hands, food, and food-contact surfaces may become contaminated. Unsanitary personal practices such as scratching the head, placing the fingers in or about the mouth or nose, and indiscriminate and uncovered sneezing or coughing may result in food contamination. Covered single-service drinking cups with single-service straws are approved in food preparation areas.

Discharges from the eyes, nose, or mouth through persistent sneezing or coughing by food employees can directly contaminate exposed food and equipment. When these poor hygienic practices cannot be controlled, the employee must be assigned to duties that minimize possibility of contaminating food and surroundings.

Clean-up of Vomiting and Diarrheal Events

When an employee, customer, or other individual vomits or has a diarrheal event in a food establishment, there is a real potential for the spread of harmful pathogens in the establishment. Putting the proper response into action in a timely manner can help reduce the likelihood that food may become contaminated and that others may become ill as a result of the accident.

According to the CDC, Norovirus is the leading cause of foodborne disease outbreaks in the United States. More specifically, Noroviruses are the most common cause of sporadic cases and outbreaks of acute gastroenteritis. Norovirus is the most common cause of gastroenteritis in people of all ages and it is responsible for greater than 50% of all foodborne gastroenteritis outbreaks. CDC estimates that 21 million cases of acute gastroenteritis are due to Norovirus infection.

Noroviruses can be highly contagious, and it is thought that an inoculum of as few as 10-18 viral particles may be sufficient to infect an individual. Transmission occurs via foodborne and person-to-person routes, airborne inhalation of vomitus droplets, and also through contact with contaminated environmental surfaces. Good evidence exists for transmission due to aerosolization of vomitus that presumably results in droplets contaminating surfaces or entering the oral mucosa and being swallowed.

In addition, the potential transmission level of Norovirus shed in the feces at levels up to 1 trillion viral particles per gram of feces and one projectile vomiting incident can contaminate the environment with 300,000 viral particles. One study found that employees who reported having cleaned up vomitus were more likely to contract illness than those who did not.

Norovirus causes acute onset of vomiting (often explosive) and diarrhea (also often explosive) which can contaminate surfaces and become airborne increasing the chances of additional infections. A recent study has also shown that the bathroom environment was identified as a major reservoir of human Norovirus, even in the absence of an ill individual on site. Studies have shown that Norovirus can survive on fomite surfaces for up to at least 5 days at room temperature and that routine cleaning, without a disinfectant specifically to address Norovirus, may be ineffective in eliminating its presence on fomite surfaces and can even serve as a means of spreading the virus to other fomites.

Effective cleanup of vomitus and fecal matter in a food establishment should be handled differently from routine cleaning procedures. It should involve a more stringent cleaning and disinfecting process. Some compounds that are routinely used for sanitizing food-contact surfaces and disinfecting countertops and floors, such as certain quaternary ammonium compounds, may not be effective against Norovirus. It is therefore important that food establishments have procedures for the cleaning and disinfection of vomitus and/or diarrheal contamination events that address, among other items, the use of proper disinfectants at the proper concentration.

Consumers are at risk of contracting Norovirus illness from direct exposure to vomitus or from exposure to airborne Norovirus from vomitus. Additionally, exposed food employees are also at risk of contracting Norovirus illness and can subsequently transfer the virus to ready-to-eat food items served to consumers.

The Chapter specifies that the Person in Charge is to exclude or restrict a food employee who exhibits, or reports a symptom, or who reports a diagnosed illness or a history of exposure to Norovirus. A clean-up and response plan is intended to address situations where a food employee or other individual becomes physically ill in areas where food may be prepared, stored or served. Once such an episode has occurred, timely effective clean-up is imperative.

When developing a plan that addresses the need for the cleaning and disinfection of a vomitus and/or diarrheal contamination event, a food establishment should consider:

- the procedures for containment and removal of any discharges, including airborne particulates;
- the procedure for cleaning, sanitizing, and, as necessary, the disinfection of any surfaces that may have become contaminated;
- the procedures for the evaluation and disposal of any food that may have been exposed to discharges;
- the availability of effective disinfectants, personal protective equipment, and other cleaning and disinfecting equipment and appurtenances intended for response and their proper use;
- procedures for the disposal and/or cleaning and disinfection of tools and equipment used to clean up vomitus or fecal matter;
- the circumstances under which a food employee is to wear personal protective equipment for cleaning and disinfecting of a contaminated area;
- notification to food employees on the proper use of personal protective equipment and

- procedures to follow in containing, cleaning, and disinfecting a contaminated area;
- the segregation of areas that may have been contaminated so as to minimize the unnecessary exposure of employees, customers and others in the facility to the discharges or to surfaces or food that may have become contaminated;
- minimizing risk of disease transmission through the exclusion and restriction of ill employees as specified in DPH 511-6-1-.03 of the Chapter;
- minimizing risk of disease transmission through the prompt removal of ill customers and others from areas of food preparation, service, and storage; and
- the conditions under which the plan will be implemented.

When a food employee has been diagnosed, has recent history or exposure to, or is the suspect source of a confirmed disease outbreak of Norovirus, it must be reported to the person in charge per the Chapter. If a food employee has been diagnosed with Norovirus it must also be reported to the regulatory authority.

511-6-1-.04 FOOD

Condition Sources

Source

A primary line of defense in ensuring that food meets the requirements of 511-6-1-.04 is to obtain food from approved sources, the implications of which are discussed below. However, it is also critical to monitor food products to ensure that, after harvesting and processing, they do not fall victim to conditions that endanger their safety, make them adulterated, or compromise their honest presentation. The regulatory community, industry, and consumers should exercise vigilance in controlling the conditions to which foods are subjected and be alert to signs of abuse. Food in hermetically sealed containers that are swelled, or leaking is considered to be adulterated. Depending on the circumstances, rusted and pitted or dented cans may also present a serious potential hazard.

Food, at all stages of production, is susceptible to contamination. The source of food is important because pathogenic microorganisms may be present in the breeding stock of farm animals, in feeds, in the farm environment, in waters used for raising and freezing aquatic foods, and in soils and fertilizers in which plant crops are grown. Chemical contaminants that may be present in field soils, fertilizers, irrigation water, and fishing waters can be incorporated into food plants and animals. For these reasons, food is required to be obtained from sources that comply with the law. All food products will be obtained from sources that are under inspection of the authority having jurisdiction or otherwise approved by the Health Authority except for fresh produce. Fresh produce may be obtained from local sources.

Sources of molluscan shellfish are a particular concern because shellfish are frequently consumed raw or in an undercooked state and thus receive neither heat treatment nor any other process that would destroy or inactivate microbial pathogens. For safety, these foods must be accompanied by certification that documents that they have been harvested from waters that meet the water quality standards contained in the National Shellfish Sanitation Program Guide for the Control of Molluscan Shellfish. Certification also provides confidence that processing, packaging, and shipping have been conducted under sanitary conditions.

Food should be purchased from commercial supplies under regulatory control. Home kitchens, with their varieties of food and open entry to humans and pet animals, are frequently implicated in the microbial contamination of food. Because commercial items seldom are eaten right away, the home kitchen's limited capacity for maintaining food at proper temperatures may result in considerable microbial growth and toxin production by microorganisms introduced through the diverse sources of contamination. Controlled processing is required for the safe preparation of food entering commerce.

Labeling - General

Sources of packaged food must be labeled in accordance with law. Proper labeling of foods allows consumers to make informed decisions about what they eat. Many consumers, as a result of an existing medical condition, may be sensitive to specific foods or food ingredients. This sensitivity may result in dangerous medical consequences should certain foods or ingredients be unknowingly consumed. In addition, consumers have a basic right to be protected from misbranding and fraud.

Except for certain species of large tuna and raw molluscan shellfish, if fish are intended for raw consumption, they must be properly frozen before they are served. If this process is done off-premises, purchase specifications ensuring that proper freezing techniques are used to destroy parasites must be provided. Labeling should accompany the product to advise as to whether the product was frozen properly. This is necessary because fish from natural bodies of water may carry parasitic worms that can infect and injure consumers who eat such raw fish dishes as sushi, ceviche, green (lightly marinated) herring, and cold-smoked salmon. The worms are often deeply imbedded inside fish muscle. Thorough freezing kills these worms if the fish are subjected to a low enough temperature for a long enough time.

Labeling for Fish

Except for raw molluscan shellfish, certain species of large tuna, certain aquacultured fish, and fish eggs that have been removed from the skin and rinsed, if fish are intended for raw or undercooked consumption, they must be properly frozen before they are served. If this process is done off-premises, purchase specifications ensuring that proper freezing techniques are used to destroy parasites must be provided. Labeling or other information should accompany the product to advise as to whether the product was frozen properly. This is necessary because fish from natural bodies of water may carry parasitic worms that can infect and injure consumers who eat such raw fish dishes as sushi, ceviche, green (lightly marinated) herring, and cold-smoked salmon. The worms are often deeply imbedded inside fish muscle. Thorough freezing kills these worms if the fish are subjected to a low enough temperature for a long enough time as per the Chapter.

Labeling for Juice

On July 8, 1998, FDA announced in the Federal Register a final rule that revised its food labeling regulations to require a warning statement on fruit and vegetable juice products that have not been processed to prevent, reduce, or eliminate pathogenic microorganisms that may be present. FDA took this action to inform consumers, particularly those at greatest risk, of the hazard posed by such juice products. FDA expects that providing this information to consumers will allow them to make informed decisions on whether to purchase and consume such juice products, thereby reducing the incidence of foodborne illnesses and deaths caused by the consumption of these juices.

On July 18, 2001, FDA announced a final rule designed to improve the safety of fruit and vegetable juice and juice products. Under the rule, juice processors must use Hazard Analysis and Critical Control Point (HACCP) principles for juice processing. Processors making shelf-stable juices or concentrates that use a single thermal processing step are exempt from the microbial hazard requirements of the HACCP regulation. Retail establishments where packaged juice is made and only sold directly to consumers (such as juice bars) are not required to comply with this regulation.

Rather, the Chapter requires fresh fruit or vegetable juices that are packaged at retail (untreated juices or beverages containing untreated juices that are offered to consumers as prepackaged foods) to be processed under HACCP with a 5-log reduction in pathogens of concern OR bear the warning statement as specified in 21 CFR Section 101.17(g). That statement is: “WARNING: This product has not been pasteurized and, therefore, may contain harmful bacteria that can cause serious illness in children, the elderly, and persons with weakened immune systems.” Refer to DPH 511-6-1-.01(79) for the definition of juice. It is important to note that the definition of "juice" includes puréed fruits and vegetables, which are commonly prepared for service to highly susceptible populations. Food establishments that serve a highly susceptible population (HSP) cannot serve prepackaged juice that bears the warning label and they must serve only pasteurized juice. For juice only, this population includes children who are age 9 or less and receive food in a school, day care setting, or similar facility that provides custodial care.

Unpackaged juice (glasses of juice prepared at a juice bar, for example) does not require the 5 log reduction nor a warning statement or other consumer advisory (juice is not an animal food and therefore not covered by the consumer advisory for animal foods that are raw, undercooked, or not otherwise processed to eliminate pathogens) when prepared and served at retail. Usually, the juice is served by the glass or in small batches compared to that of a commercial juice processor. The risk of using “drops” and damaged fruits or vegetables is much less at retail because of buyer specifications that provide higher quality produce, meaning that fruits for juicing are less likely to be of a lower quality or damaged.

Additional information is available in the document, “Guidance for Industry: Exemptions from the Warning Label Requirement for Juice - Recommendations for Effectively Achieving a 5-Log Pathogen Reduction; Final Guidance”, October 7, 2002 which can be found at: <https://www.fda.gov/food/guidance-documents-regulatory-information-topic-food-and-dietary-supplements/labeling-nutrition-guidance-documents-regulatory-information> or obtained from the FDA Office of Nutritional Products Labeling and Dietary Supplements.

Labeling for Meat and Poultry

Retail food establishments that process and package meat or poultry in a form that is not ready-to-eat, are obligated by Federal regulation to label the product with safe food handling instructions. USDA issued final rules on August 8, 1994, requiring all raw meat or poultry products have a safe-handling label or sticker or be accompanied by a leaflet that contains information on proper handling and cooking procedures. The intent of this requirement is to ensure that all consumers are alerted to the fact that such products may contain bacteria and that food safety hinges upon their thoroughly cooking the product, regardless of where they obtain the products. That is, the labeling would exist if they obtained their meat and poultry at an establishment that handles only prepackaged and pre-labeled products or if they obtain their meat or poultry at an operation such as a supermarket with a meat processing operation or from a small neighborhood butcher.

The Official Code of Georgia Annotated has additional labeling requirements for meat that is sold in food service establishments:

- If raw meat is sold in a food service establishment, as is sometimes the case for steak houses, O.C.G.A. § 26-2-2 states, “All meat, meat products, fish, and poultry offered or exposed for sale or sold commercially shall be sold by net weight only except when sold for immediate consumption on the premises or when sold as a cooked food but not in a package or when sold for breeding purposes or when sold as pets or for other purposes than for human or animal consumption.” These food service establishments must have a scale to verify the net weight of the meat.
- All food service establishments in this state which serve meat products that contain extenders, such as textured vegetable protein, textured soy flour, fortified textured vegetable protein, or other such products, shall display on their menus, or by placards visible to the public, information stating that the meat product contains extenders. Products which contain extenders shall not be advertised using names which designate all meat products. The menu or other advertisement must bear the same name that appears on the package when received from the processor and the ingredients statement as listed on the label. This Code section shall not be applicable to the serving of meat products which do not contain such an amount of extenders as to require additional labeling in accordance with other laws of the United States and laws of this state relating to meat products. O.C.G.A. § 26-2-378.

Labeling Guidance for Irradiated Raw Meat and Meat Products

In December 1999, the U.S. Department of Agriculture, Food Safety and Inspection Service (USDA/FSIS) issued a final regulation to permit the use of ionizing radiation to reduce foodborne pathogens, including *Escherichia coli* O157:H7, and extend the shelf life of raw refrigerated and frozen meat and meat products (Irradiation of Meat Food Products 64 *Federal Register* 72150, December 23, 1999).

The final regulations are published in Title 9 of the Code of Federal Regulations (9 CFR 424.21 Use of food ingredients and sources of radiation and provide that raw refrigerated products may receive a maximum absorbed dose of no more than 4.5 kGy, and that frozen product receive no more than 7.0 kGy, in accordance with the FDA restrictions provided for in Title 21 of the Code of Federal Regulations (21 CFR 179.26(a) Ionizing radiation for the treatment of food, (a) Energy sources). The regulations further require that all irradiated meat and meat products bear labeling that reflects that the product was irradiated, or that the product contains an irradiated meat or poultry product. This labeling requirement is applicable even at retail facilities where irradiated coarse ground beef might be finely ground for retail sale, or in cases where irradiated product is combined with other non-irradiated meat or poultry product for retail sale.

In cases where the entire package of product is irradiated, the labeling must include both a statement and the international symbol, called the radura. Additionally, the product name must include the word “irradiated,” or the labeling must bear a disclosure statement such as, “treated with radiation” or “treated by irradiation.” If either statement is used, the logo must be placed in conjunction with the statement. If an irradiated meat or meat product is used to formulate a multi-ingredient product with other non-irradiated components, the irradiated meat ingredient must be identified as such in the ingredients statement, but the logo is not required. For example, the

ingredients statement for a Chicken and Beef Sausage product that contains irradiated beef would be, Ingredients: chicken, irradiated beef, seasonings (salt, pepper, spice), and the logo would not be required to be present.

All labels for products produced at federally inspected establishments bearing statements about irradiation must be submitted to USDA/FSIS for evaluation and approval prior to use.

Optional labeling statements about the purpose of the irradiation process may be included on the labeling of irradiated products provided they are not false or misleading and have been evaluated first by USDA/FSIS. If such statements indicate a specific benefit from irradiation, such as a reduction of microbial pathogens, such statements must be substantiated by processing documentation and validated through the processing and Hazard Analysis and Critical Control Point (HACCP) system. Such validation and documentation of the HACCP system would only be applicable in federally inspected establishments.

Because irradiation can substantially reduce and, in some situations, eliminate any detectable level of pathogenic bacteria, it is important that the meat products be held at the proper refrigerated temperatures to prevent growth of any pathogens present, and that the packaging is not compromised. Although co-mingling irradiated beef with non-irradiated meat or poultry is not prohibited under the current regulations, USDA/FSIS believes that such a process would decrease the benefit of irradiation by potentially exposing the irradiated product to pathogenic bacteria. While FSIS considers such comingling to be highly unlikely, if it did occur, a statement advising the consumer that the product contains both irradiated and non-irradiated components would be required.

The Radura, International Symbol:



Further information about labeling irradiated raw meat is available through Directive 7700.1, Irradiation of Meat and Poultry Products, on the USDA/FSIS website at <http://www.fsis.usda.gov/wps/wcm/connect/058dd732-7fc8-4787-a283-30ed50d6f7e0/7700.1Rev1.pdf?MOD=AJPERES>. Irradiation Questions & Answers can be found at <http://www.fsis.usda.gov/wps/portal/fsis/topics/food-safety-education/get-answers/food-safety-fact-sheets/production-and-inspection/irradiation-and-food-safety>.

Labeling for Raw Shell Eggs

In regards to shell eggs, Chapter 511-6-1-.04(2)(a)7. references the Code of Federal Regulations 21 CFR 101.17(h) Food Labeling warning, notice, and safe handling statements, which states, “The label of all shell eggs, whether in intrastate or interstate commerce, shall bear the following statement: ‘SAFE HANDLING INSTRUCTIONS: To prevent illness from bacteria; keep eggs refrigerated, cook eggs until yolks are firm, and cook foods containing eggs thoroughly.’” This requirement does not apply to shell eggs that have been specifically processed to destroy all viable *Salmonella*.

Labeling for Whole-muscle, Intact Beef Steaks

In order for a food establishment operator to know that a steak is a whole-muscle, intact cut of beef that can therefore be undercooked and served without a consumer advisory, the incoming product must be labeled. Processors can accommodate this need at the retail level by developing proposed labels, obtaining the necessary USDA Food Safety Inspection Service review and approval, and appropriately affixing the labels to their products.

Food in a Hermetically Sealed Container

Processing food at the proper high temperature for the appropriate time is essential to kill bacterial spores that, under certain conditions in an airtight container, begin to grow and produce toxin. Of special concern is the lethal toxin of *Clostridium botulinum*, an organism whose spores (i.e., survival stages for non-growth conditions) are found throughout the environment. Even slight underprocessing of low acid food which is canned can be dangerous, because spoilage microbes are killed and there are no signs to warn consumers that botulinum spores have germinated into vegetative cells and produced their toxin. If these foods are not processed to be commercially sterile, they must be received frozen or under proper refrigeration.

Fluid Milk and Milk Products

Milk, which is a staple for infants and very young children with incomplete immunity to infectious diseases, is susceptible to contamination with a variety of microbial pathogens such as Shiga toxin-producing *Escherichia coli*, *Salmonella* spp., and *Listeria monocytogenes*, and provides a rich medium for their growth. This is also true of milk products. Pasteurization is required to eliminate pathogen contamination in milk and products derived from milk. Dairy products are normally perishable and must be received under proper refrigeration conditions.

Fish

After December 18, 1997, all processors of fish are required by 21 CFR 123 to have conducted a hazard analysis of their operation, identify each hazard that is reasonably likely to occur, and implement a HACCP plan to control each identified hazard. Retailers should assure that their seafood suppliers have complied with this requirement. Hazards known to be associated with specific fish species are discussed in the FDA Fish and Fishery Products Hazards and Controls Guide, available from the FDA Office of Seafood. Species-related hazards include pathogens,

parasites, natural toxins, histamine, chemicals, and drugs.

The seafood implicated in histamine poisoning are the scombroid toxin-forming species, defined in 21 CFR 123.3(m) as meaning bluefish, mahi-mahi, tuna, and other species, whether or not in the family **Scombridae**, in which significant levels of histamine may be produced in the fish flesh by decarboxylation of free histidine as a result of exposure of the fish after capture to temperatures that allow the growth of mesophilic bacteria.

Ciguatera toxin is carried to humans by contaminated fin fish from the extreme southeastern U.S., Hawaii, and subtropical and tropical areas worldwide. In the south Florida, Bahamian, and Caribbean regions, barracuda, amberjack, horse-eye jack, black jack, other large species of jack, king mackerel, large groupers, and snappers are particularly likely to contain ciguatoxin. Many other species of large predatory fishes may be suspect. In Hawaii and throughout the central Pacific, barracuda, amberjack, and snapper are frequently ciguatoxic, and many other species both large and small are suspect. Mackerel and barracuda are frequently ciguatoxic from mid to northeastern Australian waters.

Recreationally Caught Fish

Recreationally caught fish received for sale or service may be approved by the regulatory authority. The EPA recognizes that fish are a healthy part of our diet and recognizes fishing as an all-American recreational pastime, however, they add the cautionary note that some individuals, such as pregnant women and small children, may need to limit their intake of certain noncommercial fish. Recreationally caught fish may contain possible contaminants that may pose health risks. Fish advisories can be found in EPA Listing of Fish Advisories the EPA website at: <http://www.epa.gov/waterscience/fish/>.

States issue fish consumption advisories if elevated concentrations of chemicals such as mercury or dioxin are found in local fish. For most people, the risk from mercury by eating fish is not a health concern. Yet, some fish and shellfish contain higher levels of mercury that may harm an unborn baby or young child's developing nervous system. Therefore, the FDA and the EPA recently advised women who may become pregnant, pregnant women, nursing mothers, and young children to avoid some types of fish and eat fish and shellfish that are lower in mercury. (<http://www.epa.gov/waterscience/fishadvice/advice.html>).

State-issued advisories apply primarily to non-commercial fish obtained through sport, recreation, and subsistence activities. Each advisory is different; it may recommend unrestricted, limited, or totally restricted consumption; may be targeted to everyone or limited to women, children, or other people at risk; and may apply to certain species or sizes of fish or a specific waterbody.

Regulatory authorities are encouraged to monitor and review the National Listing of Fish Advisories (See EPA Fact Sheet at <http://www.epa.gov/waterscience/fish/advisories/factsheet.pdf>) as well as the local listings, as part of the decision-making process regarding the approval of recreationally caught fish being used in food establishments.

There are six approved sources of fish:

1. Fish from a “Licensed Commercial Fisherman” as regulated through Georgia Department of Natural Resources;
2. Live fish from an “Aquaculturist (domestic fish farmer)” registered with and regulated by the Georgia Department of Natural Resources Law Enforcement Section;
3. Live fish from a “Wholesale Fish Dealer” as permitted through the Georgia Department of Natural Resources; and
4. Processed fish obtained from “Processing Plants and Distributors” as permitted through the Georgia Department of Agriculture.
5. Fish, other than molluscan shellfish, that are intended for consumption in their raw form must be purchased from a supplier that meets applicable Law and that freezes the fish to destroy pathogens as per the Chapter.
6. Fish, other than molluscan shellfish, that is properly frozen on the premises of the food service establishment as per the Chapter.

Upon request by the Health Authority, the permit holder must furnish evidence that fish in their possession complies with all applicable law (Federal and State). This evidence may be in the form of sale receipts, copies of permits and or registration with the agency having regulatory authority over the product.

Molluscan Shellfish

Pathogens found in waters from which molluscan shellfish are harvested can cause disease in consumers. Molluscan shellfish include: 1) oysters; 2) clams; 3) mussels; and, 4) scallops, except where the final product is the shucked adductor muscle only. The pathogens of concern include both bacteria and viruses.

Pathogens from the harvest area are of particular concern in molluscan shellfish because: 1) environments in which molluscan shellfish grow are commonly subject to contamination from sewage, which may contain pathogens, and to naturally occurring bacteria, which may also be pathogens; 2) molluscan shellfish filter and concentrate pathogens that may be present in surrounding waters; and, 3) molluscan shellfish are often consumed whole, either raw or partially cooked.

To minimize the risk of molluscan shellfish containing pathogens of sewage origin, State and foreign government agencies, called Shellfish Control Authorities, classify waters in which molluscan shellfish are found, based, in part, on an assessment of water quality. As a result of these classifications, molluscan shellfish harvesting is allowed from some waters, not from others, and only at certain times or under certain restrictions from others. Shellfish Control Authorities then exercise control over the molluscan shellfish harvesters to ensure that harvesting takes place only when and where it has been allowed.

Significant elements of Shellfish Control Authorities' efforts to control the harvesting of molluscan shellfish include: 1) a requirement that containers of in-shell molluscan shellfish (shellstock) bear a tag that identifies the type and quantity of shellfish, harvester, harvest location, and date of harvest; and, 2) a requirement that molluscan shellfish harvesters be licensed; 3) a requirement

that processors that shuck molluscan shellfish or ship, reship, or repack the shucked product be certified; and, 4) a requirement that containers of shucked molluscan shellfish bear a label with the name, address, and certification number of the shucker-packer or repacker.

Pathogens, such as *Vibrio vulnificus*, *Vibrio parahaemolyticus*, *Vibrio cholerae*, and *Listeria monocytogenes* that may be present in low numbers at the time that molluscan shellfish are harvested, may increase to more hazardous levels if they are exposed to time/temperature abuse. To minimize the risk of pathogen growth, Shellfish Control Authorities place limits on the time between harvest and refrigeration. The length of time is dependent upon either the month of the year or the average monthly maximum air temperature (AMMAT) at the time of harvest, which is determined by the Shellfish Control Authority.

Paralytic shellfish poisoning (PSP) results from shellfish feeding upon toxic microorganisms such as dinoflagellates. In the U.S., PSP is generally associated with the consumption of molluscan shellfish from the northeast and northwest coastal regions of the U.S. PSP in other parts of the world has been associated with molluscan shellfish from environments ranging from tropical to temperate waters. In addition, in the U.S., PSP toxin has recently been reported from the viscera of mackerel, lobster, dungeness crabs, tanner crabs, and red rock crabs.

Neurotoxic shellfish poisoning (NSP) in the U.S. is generally associated with the consumption of molluscan shellfish harvested along the coast of the Gulf of Mexico, and, sporadically, along the southern Atlantic coast. There has been a significant occurrence of toxins similar to NSP in New Zealand, and some suggestions of occurrence elsewhere.

For diarrhetic shellfish poisoning there has been no documented occurrence to date in the U.S. However, instances have been documented in Japan, southeast Asia, Scandinavia, western Europe, Chile, New Zealand, and eastern Canada.

Amnesic shellfish poisoning (ASP) is generally associated with the consumption of molluscan shellfish from the northeast and northwest coasts of North America. It has not yet been a problem in the Gulf of Mexico, although the algae that produce the toxin have been found there. ASP toxin has recently been identified as a problem in the viscera of dungeness crab, tanner crab, red rock crab, and anchovies along the west coast of the United States.

Marine toxins are not ordinarily a problem in scallops if only the adductor muscle is consumed. However, products such as roe-on scallops and whole scallops do present a potential hazard for natural toxins.

To reduce the risk of illness associated with raw shellfish consumption, the Food and Drug Administration (FDA) administers the National Shellfish Sanitation Program (NSSP). The NSSP is a tripartite, cooperative action plan involving Federal and State public health officials and the shellfish industry. Those groups work together to improve shellfish safety. States regularly monitor waters to ensure that they are safe before harvesting is permitted. FDA routinely audits the States' classification of shellfish harvesting areas to verify that none pose a threat to public health. Patrolling of closed shellfishing waters minimizes the threat of illegal harvesting or "bootlegging" from closed waters. Bootlegging is a criminal activity and a major factor in

shellfish-borne illnesses. Purchases from certified dealers that adhere to NSSP controls is essential to keep risks to a minimum.

Key points on Shellfish

- Live molluscan shellfish must be received at a temperature of 45°F or below.
- Shellfish must be maintained in original container in which received.
- Shellfish identification tags must be attached to the container that shellfish are received in.
- Shells of clams, mussels and oysters will be closed if alive. If the shells are partially open, it may mean that the shellfish are dead. When tapped on, the shells should close if the shellfish are still alive. If the shells do not close, the shellfish should not be accepted.
- Shellfish must be obtained from a “Certified Shellfish Shipper”. The Interstate Certified Shellfish Shippers List (ICSSL) is published monthly for the information and use by food control officials, seafood industry and other interested persons. The publication is distributed under authorities of the Public Health Service Act and the Food, Drug and Cosmetic Act by the U.S. Food and Drug Administration (FDA) in conjunction with the Office of Compliance, Shellfish Safety Team, 5100 Paint Branch Parkway, College Park, MD 20740.
- The Interstate Certified Shellfish Shippers List is available online at: <https://www.fda.gov/food/federalstate-food-programs/interstate-certified-shellfish-shippers-list>.

Shucked Shellfish, Packaging and Identification

- “Shucked Shellfish” means one or both shells removed.
- Nonreturnable packages must bear the name, address, and certification number of shucker-packer or repacker.
- Maintained in original container in which received. Exceptions to original container are made for storage on ice, but source records must be maintained so they can be matched to individual displays.
- Use one tagged or labeled container at a time, or if using more than one container, the establishment management will need a record keeping system to ensure source identification of shellstock - no commingling of product. Records must be maintained to match exactly the product of concern. WHY? – Product trace back. In case of food-borne illness investigation, the consumer may be able to provide the date of purchase and it will be possible to identify the source of the product. If illness is a threat, it is necessary to determine the harvest location so that evaluation of the water can be made. If necessary, the waters may be closed to further harvesting.

Shellstock Identification

- The requires all raw molluscan shellfish entering a food establishment to have a Shellstock Tag attached to the container. Shellstock shall only be obtained from Certified Harvesters or Dealers – consult the Interstate Certified Shellfish Shippers (ICSS) List for a list of approved sources.
- The National Shellfish Sanitation Program (NSSP) recognizes two types of Shellstock

Tags: Harvester Tags and Dealer Tags. Many of the requirements are the same for both tag types.

Key features of a Shellstock Tag

The Dealer Name is the distributor of the Shellstock

The Certification Number is their Shellstock Shipper ID (ICSS List)

The Certification Number of the original Shipper / Harvester (ICSS List)

DEALER NAME	CERT. NO.
Dealer Address	
City, State Zip Code	
ORIGINAL SHIPPER'S CERT. NO. IF OTHER THAN ABOVE:	
HARVEST DATE:	
HARVEST LOCATION:	
TYPE OF SHELLFISH:	
QUANTITY OF SHELLFISH:	
THIS TAG IS REQUIRED TO BE ATTACHED UNTIL CONTAINER IS EMPTY AND THEREAFTER KEPT ON FILE FOR 90 DAYS.	

RETAILERS: INFORM YOUR CUSTOMERS
Thoroughly cooking foods of animal origin such as beef, eggs, fish, lamb, poultry, or shellfish reduces the risk of foodborne illness. Individuals with certain health conditions may be at higher risk if these foods are consumed raw or undercooked. Consult your physician or public health official for further information.

- When both the dealer and harvester tags appear on the container, the dealer tag is not required to list the date of harvesting, and the harvest location.

White or Gold Banded Oysters

These type oysters have undergone a high pressure or pasteurization process to destroy potential pathogens. In addition to the other required information, their shellstock tag that is usually blue in color will also display a Lot Number. They will have a yellow heat shrink band or white rubber band around the oyster to keep the oyster shell closed. They may be consumed raw like a regular oyster. However, this pasteurization process does not negate the need for a consumer advisory because the treatment only reduces the level of one pathogenic organism.

“For Cooking Only” Labeled Oysters

FDA is advising retail and food service establishments to be aware that raw oysters shipped in containers bearing a “For Cooking Only” label may have a greater likelihood of containing harmful levels of the *Vibrio parahaemolyticus* (Vp) bacterium, which may cause illness, than do raw oysters not labeled in this manner. Special considerations are as follows:

- Retail and food service establishments must not purchase containers or packages of raw oysters that bear the “For Cooking Only” label unless the operator intends to fully cook the product to an internal time/temperature of at least 145°F for 15 seconds before offering it for sale or service to the consumer.

-
- “For Cooking Only” labeled oysters must be handled in such a way to prevent cross-contamination between raw animal foods and ready-to-eat foods and surfaces that may contact ready-to-eat foods. Strict adherence to proper separation of raw and ready-to-eat foods and effective cleaning and sanitizing of surfaces between uses are among the most important to prevent cross-contamination.

Neon-Green Tag Oysters

These type oysters have been harvested in a manner that will not allow them to be consumed raw. They should only be found at a Certified Dealer facility licensed to further process them (see ICSS List). If these are found offered or held for sale, a withhold from sale order should be issued and they should be discarded immediately. Also, the Atlanta Office of the Georgia Department of Agriculture or Seafood Safety Officer should be contacted immediately. Further, the local Health Authority should obtain shipping documents and or invoices from the food service establishment for investigation purposes.

Wild Mushrooms

A Wild-harvested Mushroom means a fresh mushroom that has been picked in the wild and has not been processed (e.g., dried). A Wild-harvested Mushroom does not include mushrooms that have been packaged in an approved food processing plant or cultivated mushrooms.

The sale and service of wild harvested mushrooms occurs nationwide at retail food establishments and poses the risk of death if toxic species are inadvertently offered in place of species that are safe to eat. Over 5000 species of fleshy mushrooms grow naturally in North America. The vast majority have never been tested for toxicity. It is known that about 15 species are deadly and another 60 are toxic to humans whether they are consumed raw or cooked. An additional 36 species are suspected of being poisonous, whether raw or cooked. At least 40 other species are poisonous if eaten raw, but are safe after proper cooking. Some wild mushrooms that are extremely poisonous may be difficult to distinguish from edible species. The previous Chapter required an approved mushroom identification expert; however, the text regarding an approved mushroom identification expert had little meaning and was difficult to enforce. The new language prohibits the sale of wild mushrooms unless a food establishment gets approval from the Health Authority. The conditions for granting approval to a food establishment are 1) the mushroom species picked in the wild must be obtained from sources where each mushroom is individually inspected and found to be safe by an approved mushroom identifier that has passed an approved mushroom identification course and procedures are in place for record-keeping and traceability as listed in that section (below) or 2) the food establishment that sells, uses or serves mushrooms picked in the wild conspicuously identifies the mushrooms by a label, placard, or menu notation that states the following consumer notification:

- The common and usual name of the mushroom; and
- The statement "Wild-harvested mushrooms: not an inspected product and is harvested from a non-inspected site."

An approved mushroom identifier is an individual that has successfully completed a required

course on identification of selected species of harvested mushrooms, the appropriate harvest, storage and preparation of those species; and who has demonstrated competence by passing an exam acceptable to the Georgia Department of Public Health's Environmental Health Section.

Record-Keeping and Traceability

To facilitate traceback and foodborne illness investigation, the food establishment must keep records (e.g. tag or label) provided by the approved wild mushroom identifier attached to the container in which the wild harvested mushrooms are received and stored until the container is empty. These records must remain on file in the food establishment for at least 90 calendar days from the date of sale or service of the wild harvested mushrooms. The records provided by the approved wild mushroom identifier must include the following information:

- Approved identifier name;
- Address & phone number;
- Latin binomial name and locally used common name of the mushroom;
- Harvest date;
- Harvest location (e.g., town, county, township, etc.);
- Harvest weight; and
- Name of forager, if not harvested by an approved identifier.

Commingling of wild harvested mushroom lots is not recommended as it serves to confound traceback or foodborne illness investigations and could hinder efforts to remove implicated product from the food chain. As stated previously, the records must be retained for at least 90 calendar days from the date the container is emptied. This retention period accounts for potentially long asymptomatic latent periods (that can be up to 14 days from consumption), diagnosis and investigation timeframes that can be up to 3 weeks.

The Conference for Food Protection (CFP) has developed guidance material titled "Draft Model Guidance for Wild Harvested Mushrooms" posted on their website at [Hwww.foodprotect.org](http://www.foodprotect.org)H so state and local regulatory authorities can use the information to develop and implement their own wild harvested mushroom program.

The following CFP criteria is used by the State Office of Environmental Health to evaluate Wild Harvested Mushroom Identifier Course Learning Objectives:

11. Illness Information (Symptoms, Cause and Prognosis).
 - a. Identify foodborne illnesses associated with the consumption of wild harvested mushrooms.
 - b. Describe the symptoms and the consequences of consuming poisonous mushroom species specific to the region in which the mushrooms will be harvested.
12. Identification.
 - a. Describe the anatomy of a mushroom as it relates to identification.
 - b. Demonstrate the use of keys in the identification of edible mushrooms and their poisonous look-a-likes.

-
- c. Demonstrate accurate identification of edible species of mushrooms from physical specimens.
13. Harvesting.
 - a. Describe specific information in regards to the habitat and seasonality in which mushrooms can be harvested, including areas that are considered inappropriate for harvest (treated areas, contaminated sites, etc.)
 - b. Describe proper collection and harvesting techniques.
 14. Best Handling Practices.
 - a. Recognize and describe the conditions and practices that could contribute to post harvest contamination.
 - b. Describe storage and transportation methods that would prevent the contamination of mushrooms.
 - c. Describe the relationship between personal hygiene and the potential for contamination that could contribute to foodborne illness.
 15. Regulatory Requirements.
 - a. Cite the regulatory requirements in the local jurisdiction for wild mushroom harvesting location and distribution.

Game Animals

The primary concern regarding game animals relates to animals obtained in the wild. Wild game animals may be available as a source of food only if a regulatory inspection program is in place to ensure that wild animal products are safe. This is important because wild animals may be carriers of viruses, rickettsiae, bacteria, or parasites that cause illness (zoonoses) in humans. Some of these diseases can be severe in the human host. In addition to the risk posed to consumers of game that is not subject to an inspection program, there is risk to those who harvest and prepare wild game because they may contract infectious diseases such as rabies or tularemia.

Specifications for Receiving

Temperature

Temperature is one of the prime factors that controls the growth of bacteria in food. Many, though not all, types of pathogens and spoilage bacteria are prevented from multiplying to microbiologically significant levels in properly refrigerated foods that are not out of date. USDA published a final rule (63 FR 45663, August 27, 1998 Shell Eggs; Refrigeration and Labeling Requirements) to require that shell eggs packed for consumer use be stored and transported at an ambient temperature not to exceed 45°F.

High temperatures for a long enough time, such as those associated with thorough cooking, kill or inactivate many types of microorganisms. However, cooking does not always destroy the toxins produced in foods by certain bacteria (such as the enterotoxins of *Staphylococcus aureus*). Cooking or hot holding that follows temperature abuse may not make the food safe. Keeping cooked foods hot as required in the Chapter prevents significant regrowth of heat-injured microorganisms and prevents recontamination with bacteria that are newly introduced.

Additives

It is imperative for safety that food supplies come from sources that are in compliance with laws regarding chemical additives and contaminants.

Food additives are substances which, by their intended use, become components of food, either directly or indirectly. They must be strictly regulated. In excessive amounts or as a result of unapproved application, additives may be harmful to the consumer. Unintentional contaminants or residues also find their way into the food supply. The tolerances or safe limits designated for these chemicals are determined by risk assessment evaluations based on toxicity studies and consumption estimates.

Food and Color additives must be used in compliance with a federal food, or color additive regulation, an effective food-contact notification, or a threshold of regulation exemption. Such regulations, notifications, and exemptions are generally composed of three parts: the *identity* of the substance, *specifications* including purity or physical properties, and *limitations* on the conditions of use. In order for a food, or color additive use to be in compliance, the use must comply with all three criteria.

Federal Food Additive regulations are found in Title 21 CFR, Parts 172-180. Color additive regulations are found in Title 21 CFR Parts 73-Subpart A, 74-Subpart A, 81 and 82. Effective food-contact notifications are listed at:

<http://www.accessdata.fda.gov/scripts/fcn/fcnNavigation.cfm?rpt=fcsListing&displayAll=false&page=17>,

and threshold of regulation exemptions are listed at:

<https://www.fda.gov/food/packaging-food-contact-substances-fcs/threshold-regulation-exemptions-substances-used-food-contact-articles>.

Other substances that are added to food include those prior sanctioned for use in food by either the FDA or USDA, or those generally recognized as safe for their intended use in food. Some of these are listed in Title 21 CFR Parts 181-186, Title 9 CFR Section 424.21(b) and at <http://www.fda.gov/Food/IngredientsPackagingLabeling/GRAS/NoticeInventory/default.htm>.

Tolerances and exemptions from tolerance for pesticide chemical residues in or on food are found in Title 40 CFR Part 180. Substances that are prohibited from use in human food are listed in Title 21 CFR Part 189.

Eggs

Damaged shells permit the entry of surface bacteria to the inside of eggs. Eggs are an especially good growth medium for many types of bacteria. Damaged eggs must not be used as food.

The Definition of "Restricted Egg" contains several terms that are explained in this paragraph. An egg may be restricted because it is a/an:

- a. "Check" meaning an egg that has a broken shell or crack in the shell but has its shell membranes intact and contents not leaking.

-
- b. "Dirty egg or Dirties" meaning an egg that has a shell that is unbroken and has adhering dirt, foreign material, or prominent stains.
 - c. "Incubator reject" meaning an egg that has been subjected to incubation and has been removed from incubation during the hatching operations as infertile or otherwise unhatchable.
 - d. "Inedible" meaning eggs of the following descriptions: Black rots, yellow rots, white rots, mixed rots, sour eggs, eggs with green whites, eggs with stuck yolks, moldy eggs, musty eggs, eggs showing blood rings, and eggs containing embryo chicks (at or beyond the blood ring stage).
 - e. "Leaker" meaning an egg that has a crack or break in the shell and shell membranes to the extent that the egg contents are exposed or are exuding or free to exude through the shell.
 - f. "Loss" meaning an egg that is unfit for human food because it is smashed or broken so that its contents are leaking; or overheated, frozen, or contaminated; or an incubator reject; or because it contains a bloody white, large meat spots, a large quantity of blood, or other foreign material.

On December 5, 2000 Federal regulations were amended to require that shell egg cartons bear safe handling instructions and be placed under refrigeration at 45°F or lower upon delivery at retail establishments (65 FR 76091, December 5, 2000, Food Labeling, Safe Handling Statements, Labeling of Shell Eggs; Refrigeration of Shell Eggs Held for Retail Distribution). The amended provisions include:

- 21 CFR Part 16 Regulatory Hearing before the Food and Drug Administration, § 16.5 Inapplicability and limited applicability, (4) A hearing on an order for re-labeling, diversion or destruction of shell eggs...
- 21 CFR Part 101 Food Labeling § 101.17 Food labeling warning, notice, and safe handling statements, (h) *Shell eggs*.
- 21 CFR Part 115 Shell Eggs, § 115.50 Refrigeration of shell eggs held for retail distribution.

The labeling rule became effective September 4, 2001, and the refrigeration rule became effective June 4, 2001. These rules are one part of a larger farm-to-table approach for ensuring the safety of our nation's egg supply. The public health goal is a 50 percent reduction in all salmonellosis and a 50 percent reduction in *Salmonellae Enteritidis* illnesses by 2010.

If a food service establishment purchases eggs from a local supplier/farmer, the supplier must have a food sales license and Egg Candler Certificate from the Georgia Department of Agriculture. Some schools have a farm-to-table program where students raise chickens and the eggs are donated for use in the cafeteria. In this case, a food sales license is not necessary if a donation occurs; however, the student(s) donating the eggs are required to have an Egg Candler Certificate from the Georgia Department of Agriculture, and labeling and handling requirements still apply. For more

information on Basic Regulatory Requirements for Small Egg Producers along with Egg Candling course info and calendar of upcoming course locations from the Georgia Department of Agriculture: <http://agr.georgia.gov/egg-candling-class.aspx>

Eggs and Milk Products, Pasteurized

Liquid egg, fluid milk, and milk products are especially good growth media for many types of bacteria and must be pasteurized. Pasteurization is a heat process that will kill or inactivate bacteria and other harmful microorganisms likely to be in these time/temperature control for safety foods. Freezing and drying of unpasteurized products will stop microbial growth and may reduce their bacterial populations; however, some organisms will survive because neither process invariably kills bacteria. Under certain conditions, freezing and drying may preserve microbes. An alternative to pasteurization may be applicable to certain cheese varieties cured or aged for a specified amount of time prior to marketing for consumption.

Package Integrity

Damaged or incorrectly applied packaging may allow the entry of bacteria or other contaminants into the contained food. If the integrity of the packaging has been compromised, contaminants such as *Clostridium botulinum* may find their way into the food. In anaerobic conditions (lack of oxygen), botulism toxin may be formed.

Packaging defects may not be readily apparent. This is particularly the case with low acid canned foods. Close inspection of cans for imperfections or damage may reveal punctures or seam defects. In many cases, suspect packaging may have to be inspected by trained persons using magnifying equipment. Irreversible and even reversible swelling of cans (hard swells and flippers) may indicate can damage or imperfections (lack of an airtight, i.e., hermetic seal). Swollen cans may also indicate that not enough heat was applied during processing (underprocessing). Suspect cans must be returned and not offered for sale.

Ice

Freezing does not invariably kill microorganisms; on the contrary, it may preserve them. Therefore, ice that comes into contact with food to cool it or that is used directly for consumption must be as safe as drinking water that is periodically tested and approved for consumption.

Shucked Shellfish, Packaging and Identification

Plastic containers commonly used throughout the shellfish industry for shucked product bear specific information regarding the source of the shellfish as required by the NSSP Guide for the Control of Molluscan Shellfish

These containers must be nonreturnable so that there is no potential for their subsequent reuse by shellfish packers which could result in shucked product that is inaccurately identified by the label.

Shellstock Identification

Accurate source identification of the harvesting area, harvester, and dealers must be contained on molluscan shellstock identification tags so that if a shellfish-borne disease outbreak occurs, the information is available to expedite the epidemiological investigation and regulatory action.

Shellstock, Condition

Dirty, damaged, or dead shellstock can contaminate and degrade live and healthy shellstock and lead to foodborne illness. Harvesters have the primary responsibility for culling shellstock, but this responsibility continues throughout the distribution chain.

Original Containers and Records

Molluscan Shellfish, Original Container

Lot separation is critical to isolating shellfish implicated in illness outbreaks and tracking them to their source. Proper identification is needed for tracing the origin and determining conditions of shellfish processing and shipment. If the lots are commingled at retail, traceability is undermined and the root of the problem may remain undetected. If no causative factors are identified in the food establishment, tracing the incriminated lot helps in identifying products that need to be recalled or growing waters that may need to be closed to harvesting.

When shucked shellfish are prepackaged in consumer self service containers, the labeling information must be recorded on a log sheet to correlate with the date of sale of the consumer sized containers.

Shellstock, Maintaining Identification

Accurate records that are maintained in a manner that allows them to be readily matched to each lot of shellstock provide the principal mechanism for tracing shellstock to its original source. If an outbreak occurs, regulatory authorities must move quickly to close affected growing areas or take other appropriate actions to prevent further illnesses. Records must be kept for 90 calendar days to allow time for hepatitis A virus infections, which have an incubation period that is significantly longer than other shellfish-borne diseases, to come to light.

The 90 day requirement is based on the following considerations:

Shelf-life of the product	14 days
Incubation period	56 days
Medical diagnosis and confirmation	5 days
Reporting	5 days
Epidemiological investigation	10 days
Total	90 days

In reality and as stated in the provision, the 90-day “clock” starts at the time the container of

shellstock is emptied. Starting from the date of harvest is not correct because the shellstock may be sold/consumed in less than the 14 days of shelf life cited in the chart above. Therefore, the 90 days may expire and the tag discarded before an illness is reported and investigated.

Shellstock could be frozen in the food establishment during the 14-day estimated shelf life period, which would effectively stop the clock on the shelf life. The shellstock could be thawed and consumed past the 14-day shelf life. In this case, the 90 days would expire before consumption if the clock started 90 days from the harvest date.

Freezing shellstock in the food establishment is not usually done because, although oysters-in-the-shell can be frozen with fair results, they do not have the same texture and appearance of a fresh oyster when thawed. Commercially frozen oysters are frozen rapidly to retain product quality.

Preventing Contamination by Employees from Hands

In November 1999, the National Advisory Committee on Microbiological Criteria for Foods (NACMCF) concluded that bare hand contact with ready-to-eat foods can contribute to the transmission of foodborne illness and agreed that the transmission could be interrupted. The NACMCF recommended exclusion/restriction of ill food workers as the first preventative strategy and recognized that this intervention has limitations, such as trying to identify and manage asymptomatic food workers.

The three interdependent critical factors in reducing foodborne illness transmitted through the fecal-oral route, identified by the NACMCF, include exclusion/restriction of ill food workers; proper handwashing; and no bare hand contact with ready-to-eat foods. Each of these factors is inadequate when utilized independently and may not be effective. However, when all three factors are combined and utilized properly, the transmission of fecal-oral pathogens can be controlled. Depending on the microbial contamination level on the hands, handwashing with plain soap and water, as specified in the Food Code, may not be an adequate intervention to prevent the transmission of pathogenic microbes to ready-to-eat foods via hand contact with ready-to-eat foods. Handwashing as specified in the Food Code will reduce microbial contamination of the hands by 2-3 logs.

Food employees and conditional employees infected with fecal-oral pathogens can shed viral and protozoan pathogens in the feces at levels up to 10^8 viral particles or oocysts per gram of feces. Having a high potential contamination level on the hands combined with a very low infectious dose necessary to cause infection are the reasons that FDA believes that handwashing alone is not an effective single barrier in the transmission of these fecal-oral pathogens. The infective dose for *Giardia* and *Cryptosporidium* is believed to be as low as 1-10 oocysts, and as few as 10 virus particles can infect an individual with Norovirus or hepatitis A.

The CDC now estimates that Norovirus is the leading cause of foodborne illness in the United States. Contaminated hands are a significant factor in the transmission of enteric viruses, including Norovirus and hepatitis A virus. Further, contamination of food by an infected food worker is the most common mode of transmission of hepatitis A in foodborne disease outbreaks. Research has shown the viral transfer rate from contaminated hands to ready-to-eat food to be about 10% and

that proper handwashing will significantly reduce the chance of transmitting pathogenic viruses. However, with heavy initial contamination of the hands, especially in the subungual space of the fingers, a basic 2-3 log reduction handwash procedure may not be adequate to prevent the transmission of viral foodborne illness.

Even though bare hands should never contact exposed, ready-to-eat food, thorough handwashing is important in keeping gloves or other utensils from becoming vehicles for transferring microbes to the food.

If a ready-to-eat food is being added as an ingredient to a food item that is subsequently subjected to a pathogen kill step (such as adding cheese or other ready-to-eat toppings to a pizza dough or adding vegetables to a raw meat dish before cooking) then strict prohibition of bare hand contact is not necessary. Cooking foods to the temperatures required in the Chapter will reduce the likelihood of survival of pathogens that might be transferred from an employee's hands to the surface of the ready-to-eat foods. The exception specifically targets bare hand contact with ready-to-eat food at the time it is added as an ingredient to food that will be cooked in the food establishment to the minimum temperatures specified in the Chapter. The exception does not apply when adding ready-to-eat foods as ingredients to foods that will only be lightly heated, melted, or browned rather than cooked to the minimum temperatures specified in this section. Nor does this exception apply when adding ready-to-eat foods as ingredients to foods that are intended for preparation by the consumer offsite. When proper heat treatment is used in combination with the exclusion/restriction of ill food workers and proper handwashing, the proper heat treatment provides an additional means of interrupting disease transmission.

Preventing Food and Ingredient Contamination

Packaged and Unpackaged Food Protection - Separation, Packaging, and Segregation

It is important to separate foods in a ready-to-eat form from raw animal foods during storage, preparation, holding and display to prevent them from becoming contaminated by pathogens that may be present in or on the raw animal foods. An exception is permitting the storage and display of frozen, commercially packaged raw animal food adjacent to or above frozen, commercially packaged ready-to-eat food. The freezer equipment should be designed and maintained to keep foods in the frozen state. Corrective action should be taken if the storage or display unit loses power or otherwise fails. Raw or ready-to-eat foods or commercially processed bulk-pack food that is packaged on-site presents a greater risk of cross-contamination. Additional product handling, drippage during the freezing process, partial thawing or incomplete seals on the package increase the risk of cross-contamination from these products packaged in-house.

With regard to the storage of different types of raw animal foods, it is the intent of the Chapter to require separation based on anticipated microbial load and raw animal food type (species). Separating different types of raw animal foods from one another during storage, preparation, holding and display will prevent cross-contamination from one to the other. The required separation is based on a succession of cooking temperatures which are based on thermal destruction data and anticipated microbial load. For example, to prevent cross-contamination, fish and pork, which are required to be cooked to an internal temperature of 145°F for 15 seconds, shall

be stored above or away from raw poultry, which is required to be cooked to an internal temperature of 165°F for 15 seconds due to its considerably higher anticipated microbial load. In addition, raw animal foods having the same cooking temperature, such as pork and fish, shall be separated from one another during storage and preparation by maintaining adequate spacing or by placing the food in separate containers because of the potential for allergen cross-contamination or economic adulteration via inadvertent species substitution.

Food that is inadequately packaged or contained in damaged packaging could become contaminated by microbes, dust, or chemicals introduced by products or equipment stored in close proximity or by persons delivering, stocking, or opening packages or overwraps. Packaging must be appropriate for preventing the entry of microbes and other contaminants such as chemicals. These contaminants may be present on the outside of containers and may contaminate food if the packaging is inadequate or damaged, or when the packaging is opened. The removal of food product overwraps may also damage the package integrity of foods under the overwraps if proper care is not taken.

Food Storage Containers, Identified with Common Name of Food

Certain foods may be difficult to identify after they are removed from their original packaging. Consumers may be allergic to certain foods or ingredients. The mistaken use of an ingredient, when the consumer has specifically requested that it not be used, may result in severe medical consequences.

The mistaken use of food from unlabeled containers could result in chemical poisoning. For example, foodborne illness and death have resulted from the use of unlabeled salt, instead of sugar, in infant formula and special dietary foods. Liquid foods, such as oils, and granular foods that may resemble cleaning compounds are also of particular concern.

Pasteurized Eggs, Substitute for Raw Shell Eggs for Certain Recipes

Raw or undercooked eggs that are used in certain dressings or sauces are particularly hazardous because the virulent organism *Salmonella Enteritidis* may be present in raw shell eggs. Pasteurized eggs provide an egg product that is free of pathogens and is a ready-to-eat food. The pasteurized product should be substituted in a recipe that requires raw or undercooked eggs.

Protection from Unapproved Additives

Use of unapproved additives, or the use of approved additives in amounts exceeding those allowed by food additive regulations could result in foodborne illness, including allergic reactions. For example, many adverse reactions have occurred because of the indiscriminate use of sulfites to retard "browning" of fruits and vegetables or to cause ground meat to look "redder" or fresher.

The concern for misuse of additives also applies to food establishments operating under a variance and to Annex 6 Food Processing Criteria (in FDA Food Code Annex) which addresses the use of sodium nitrite or other curing agents in smoking and curing operations. However, if this process is done incorrectly, it could cause illness or death because of excessive nitrite or because the food

is insufficiently preserved.

Washing Fruits and Vegetables

Pathogenic microorganisms, such as *Salmonella* spp., and chemicals such as pesticides, may be present on the exterior surfaces of raw fruits and vegetables. It has been assumed that washing removes the majority of organisms and/or chemicals present; however, more recent studies have demonstrated washing to fall short of their complete removal. Biofilm development by *Salmonella* allows bacterial cells to survive under adverse environmental conditions and also reduces the ability to remove pathogens by washing, even with antimicrobial agents. All fresh produce, including mushrooms, except commercially washed, pre-cut, and bagged produce, must be thoroughly washed under running, potable water or with chemicals, or both, before eating, cutting or cooking. Even if you plan to peel or otherwise alter the form of the produce, it is still important to remove soil and debris first; however, it is not a *requirement* to wash fruits such as bananas or oranges if they are offered for sale or service in *whole form* to the end consumer.

Infiltration of microorganisms can occur through stem scars, cracks, cuts or bruises in certain fruits and vegetables during washing. Once internalized, bacterial pathogens cannot be removed by further washing or the use of sanitizing solutions. To reduce the likelihood of infiltration, wash water temperature should be maintained at 10°F warmer than the pulp temperature of any produce being washed. Because certain fruits and vegetables are susceptible to infiltration of microorganisms during soaking or submersion, it is recommended that soaking or submerging produce during cleaning be avoided. It is important to follow practices that minimize pathogens in the water or on the surface of produce. It is important that proper handwashing procedures are followed before and after handling fresh produce.

Scrubbing with a clean brush is only recommended for produce with a tough rind or peel, such as carrots, cucumbers or citrus fruits that will not be bruised easily or penetrated by brush bristles. Scrubbing firm produce with a clean produce brush and drying with a clean cloth towel or fresh disposable towel can further reduce bacteria that may be present. Washing fresh fruits and vegetables with soap, detergent or other surfactants should be avoided as they facilitate infiltration and may not be approved for use on food. Toxic or undesirable residues could be present in or on the food if chemicals used for washing purposes are unapproved or applied in excessive concentrations. Unless otherwise stipulated in 21 CFR 173.315, chemicals used to wash or peel fruits and vegetables should not exceed the minimum amount required to accomplish the intended effect, need to be accurately tested for proper concentration, and must adhere to any indications as dictated on the product label.

A separate sink with hot and cold running water must be provided when vegetables are to be prepared in the establishment that is not purchased pre-cut and pre-washed. This sink is for vegetable washing only. The only exception to this rule is found in DPH 511-6-1-.04(4)(g)3. which allows ready-to-eat foods such as potatoes, soups, chili, sauces, etc. to be thawed, rehydrated, or cooled after cooking in the sink if the sink is cleaned and sanitized before ready to eat food is placed in the sink and again before washing whole, raw fruits and vegetables. This exception does not apply to ready to eat food that is served as raw or undercooked animal foods. Other sinks such as ware washing sinks,

hand washing sinks, mop sinks, and sinks used for the preparation of other food cannot be used for this purpose. The purpose of a designated sink for fruits and vegetables is to eliminate any cross-contamination potential from hazards (biological, chemical, or physical) that may be present should other sinks, such as warewashing sinks, mop sinks, or hand sinks, be used for the preparation of raw fruits and vegetables. While only cold water is used for washing vegetables, the hot water is needed to properly clean and sanitize the sink and therefore, hot water must be plumbed to the sink's fixtures.

Many pre-cut, bagged produce items are pre-washed. If so, these products will be identified as such on the package label, and can be used as ready-to-eat without further washing. The label should also state if further washing is recommended or necessary. Precut or prewashed produce in open bags should not be washed before use. After being cut, certain produce such as melons, leafy greens and tomatoes are considered time/temperature control for safety food (TCS) requiring time/temperature control for safety and should be refrigerated at 41°F or lower to prevent any pathogens that may be present from multiplying. For more retail food guidance on the storage and handling of tomatoes, leafy greens, and other produce, you may consult the FDA Program Information Manual, Retail Food Protection Storage and Handling of Tomatoes, dated October 5, 2007, available at <http://www.fda.gov/Food/GuidanceRegulation/RetailFoodProtection/IndustryandRegulatoryAssistanceandTrainingResources/ucm113843.htm>, the document,

Time as a Public Health Control for Cut Tomatoes, dated June 8, 2010 available at <http://www.fda.gov/Food/GuidanceRegulation/RetailFoodProtection/IndustryandRegulatoryAssistanceandTrainingResources/ucm215053.htm> and the FDA Program Information Manual, HRecommendations for the Temperature Control of Cut Leafy Greens during Storage and Display in Retail Food EstablishmentsH dated July 7, 2010 available at <http://www.fda.gov/Food/GuidanceRegulation/RetailFoodProtection/IndustryandRegulatoryAssistanceandTrainingResources/ucm218750.htm>

On October 26, 1998 a voluntary guidance document for the produce industry which addresses microbial hazards and good agricultural and management practices commonly used by fresh fruit and vegetable producers was issued jointly by FDA, USDA, and CDC. This voluntary guidance contains useful information related to washing fruits and vegetables as well as the application of antimicrobial agents and was updated on August 19, 2003. This “Guide to Minimize Microbial Food Safety Hazards for Fresh Fruits and Vegetables”, October 26, 1998, is available from FDA's Food Safety Initiative staff and also on the Internet at <https://www.fda.gov/regulatory-information/search-fda-guidance-documents/guidance-industry-guide-minimize-microbial-food-safety-hazards-fresh-fruits-and-vegetables>.

Additionally, in February 2008, the FDA Center for Food Safety and Applied Nutrition (CFSAN) issued “Guidance for Industry, Guide to Minimize Microbial Food Safety Hazards of Fresh-cut Fruits and Vegetables,” which covers fresh-cut fruits and vegetables that have been minimally processed (e.g. no kill step) and altered in form, by peeling, slicing, chopping, shredding, coring, or trimming with or without washing or other treatment, prior to being packaged for use by the consumer or a retail establishment. This guide is available at: <https://www.fda.gov/regulatory->

[information/search-fda-guidance-documents/guidance-industry-guide-minimize-microbial-food-safety-hazards-fresh-cut-fruits-and-vegetables](http://www.fda.gov/food/food-safety-hazards-fresh-cut-fruits-and-vegetables).

On January 11, 2006 FDA/CFSAN published additional safe handling advice on the purchase, storage, and preparation of fresh produce, as well as Q & A's for consumers on their website at: <http://www.fda.gov/Food/ResourcesForYou/Consumers/ucm114299.htm>. This document is available in PDF (3.5 MB) format (also available in Spanish) and provides additional information on the cleaning of fresh produce.

Preventing Contamination from Ice Used as a Coolant

Ice Used as Exterior Coolant, Prohibited as Ingredient

Ice that has been in contact with unsanitized surfaces or raw animal foods may contain pathogens and other contaminants. For example, ice used to store or display fish or packaged foods could become contaminated with microbes present on the fish or packaging. If this ice is then used as a food ingredient, it could contaminate the final product.

Storage or Display of Food in Contact with Ice and Water

Packages that are not watertight may allow entry of water that has been exposed to unsanitary exterior surfaces of packaging, causing the food to be contaminated. This may also result in the addition of water to the food that is unclaimed in the food's formulation and label.

Unpackaged foods such as fresh fish are often stored or displayed on ice. A potential for increasing the microbial load of a food exists because, as the ice melts, pathogens from one food may be carried by water to other foods. The potential for contamination is reduced by continuous draining of melting ice.

Preventing Contamination From Equipment, Utensils, and Linens

Food Contact with Equipment and Utensils

Pathogens can be transferred to food from utensils that have been stored on surfaces which have not been cleaned and sanitized. They may also be passed on by consumers or employees directly, or indirectly from used tableware or food containers.

Some pathogenic microorganisms survive outside the body for considerable periods of time. Food that comes into contact directly or indirectly with surfaces that are not clean and sanitized is liable to such contamination. The handles of utensils, even if manipulated with gloved hands, are particularly susceptible to contamination.

The Chapter defines gloves as a "utensil" and therefore gloves must meet the applicable requirements related to utensil construction, cleaning, and storage.

In-Use Utensils, Between-Use Storage

Once a food employee begins to use a utensil such as a ladle, spatula, or knife, that has been previously cleaned and sanitized, it is then considered an in-use utensil. In-use utensils, used on a continuous or intermittent basis during preparation or dispensing, must be cleaned and sanitized on a schedule that precludes the growth of pathogens that may have been introduced onto utensil surfaces. In-use utensils may be safely stored in hot water maintained at 135°F or above during intermittent use because microbial growth is controlled at such temperatures.

A food utensil should be designed and used to prevent bare hand contact with ready-to-eat food or to minimize contact with food that is not in a ready-to-eat form. On-site evaluations can be made to determine if a utensil is improperly designed for the task or whether a food employee is misusing an appropriately designed utensil.

Linens and Napkins, Use Limitation

Because of their absorbency, linens and napkins used as liners that contact food must be replaced whenever the container is refilled. Failure to replace such liners could cause the linens or napkins to become fomites.

Wiping Cloths, Use Limitation

Soiled wiping cloths, especially when moist, can become breeding grounds for pathogens that could be transferred to food. Any wiping cloths that are not dry (except those used once and then laundered) must be stored in a sanitizer solution of adequate concentration between uses. Wiping cloths soiled with organic material can overcome the effectiveness of, and neutralize, the sanitizer. The sanitizing solution must be changed as needed to minimize the accumulation of organic material and sustain proper concentration. Proper sanitizer concentration should be ensured by checking the solution periodically with an appropriate chemical test kit.

Wiping down a surface with a reusable wet cloth that has been properly stored in a sanitizer solution is an acceptable practice for wiping up certain types of food spills and wiping down equipment surfaces. However, this practice does not constitute cleaning and sanitizing of food contact surfaces where and when such is required to satisfy the methods and frequency requirements in the Chapter. The same is true of the practice of wiping down a surface using dry disposable towels and a spray bottle containing pre-mixed sanitizing solution. This practice is not prohibited; however, it alone does not constitute proper cleaning and sanitizing of food contact surfaces where and when such is required to satisfy the methods and frequency requirements in the Chapter. Further, for the purpose of wiping up food spills from surfaces in situations where full cleaning and sanitizing is not required (such as when a soft drink overflows onto the side of a cup or onto a countertop) the use of dry cloths and disposable towels is also acceptable as long as the cloth or towel is used for no other purpose. Again, this does not constitute a proper cleaning and sanitizing procedure for a food contact surface, when such is called for in the Chapter.

In order to effectively clean and sanitize food contact surfaces, where and when required to satisfy the requirements in the Chapter, the surface must be first cleaned properly to remove organic

material. In most cases this requires use of detergents or other cleaners. After the surface is clean to sight and touch, a sanitizing solution of adequate temperature with the correct chemical concentration should then be applied to the surface. The sanitizing solution must stay on the surface for a specific contact time as specified in this Chapter and in accordance with the manufacturer's EPA-registered label.

Gloves, Use Limitation

Gloves used in touching ready-to-eat food are defined as a "utensil" and must meet the applicable requirements related to utensil construction, good repair, cleaning, and storage. Single-use gloves cannot be used in a "double glove" fashion where one pair of gloves is placed over another pair. Other suitable utensils or food handling methods must be used rather than trying to put one pair of gloves over another.

Multiuse gloves, especially when used repeatedly and soiled, can become breeding grounds for pathogens that could be transferred to food. Soiled gloves can directly contaminate food if stored with ready-to-eat food or may indirectly contaminate food if stored with articles that will be used in contact with food. Multiuse gloves must be washed, rinsed, and sanitized between activities that contaminate the gloves. Hands must be washed before donning gloves. Gloves must be discarded when soil or other contaminants enter the inside of the glove.

Slash-resistant gloves are not easily cleaned and sanitized. Their use with ready-to-eat foods could contaminate the food.

Using Clean Tableware for Second Portions and Refills

The purpose of using clean tableware for second portions and refills is to prevent cross-contamination of food on display or in dispensers from utensils and articles previously used by consumers. Clean and sanitized utensils or articles must be used to revisit food self-service displays and or food dispensing devices. The exception is that drinking cups and containers allowed for re-use by self-service consumers if the refilling process is done in such a way as to be a contamination-free process. An example of this type of re-use would be a soda fountain dispenser designed in such a way that ice and beverage cannot be contaminated by the rim of the cup or its contents.

Refilling Returnables

Food establishments may provide multi-use to-go containers to consumers with the intention that the containers are to be returned to the food establishment for refilling or reuse. These containers are likely to be soiled when the consumer returns the container to the food establishment. As a result, pathogens may be transferred to food by consumers or employees directly, or indirectly, from used take-home food containers. The existing provisions in the Chapter, specifically the cleaning and sanitization provisions, if carried out properly upon return of a used container, are sufficient to ensure that the container is safe to refill or reuse if performed in conjunction with a visual inspection by a food employee to verify that the container is in good condition, and the establishment only uses Health Authority approved containers that are designed to withstand

proper cleaning and sanitizing procedures. Reusing single-service and single-use articles is prohibited by the Chapter.

The refilling of consumer-owned, personal take-out beverage containers, such as thermally insulated bottles, nonspill coffee cups, and promotional beverage glasses, by a consumer or food employee introduces the possibility of contamination of the filling equipment or product by improperly cleaned containers or the improper operation of the equipment. To prevent this contamination and possible health hazards to the consumer, the refilling of consumer-owned, personal take-out beverage containers is limited to beverages that are not time/temperature control for safety foods. Equipment must be designed to prevent the contamination of the equipment and means must be provided to clean the containers at the facility.

Preventing Contamination from the Premises

Food Storage, Prohibited Areas

Pathogens can contaminate and/or grow in food that is not stored properly. Drips of condensate and drafts of unfiltered air can be sources of microbial contamination for stored food. Shoes carry contamination onto the floors of food preparation and storage areas. Even trace amounts of refuse or wastes in rooms used as toilets or for dressing, storing garbage or implements, or housing machinery can become sources of food contamination. Moist conditions in storage areas promote microbial growth.

Vended Time/Temperature Control for Safety Food, Original Container

The possibility of product contamination increases whenever food is exposed. Changing the container(s) for machine vended time/temperature control for safety food allows microbes that may be present an opportunity to contaminate the food. Pathogens could be present on the hands of the individual packaging the food, the equipment used, or the exterior of the original packaging. In addition, time/temperature control for safety foods are vended in a hermetically sealed state to ensure product safety. Once the original seal is broken, the food is vulnerable to contamination.

Food Preparation

Food preparation activities may expose food to an environment that may lead to the food's contamination. Just as food must be protected during storage, it must also be protected during preparation. Sources of environmental contamination may include splash from cleaning operations, drips from overhead air conditioning vents, or air from an uncontrolled atmosphere such as may be encountered when preparing food in a building that is not constructed according to Chapter requirements.

Preventing Contamination by Consumers

Food Display

During display, food can be contaminated even when there is no direct hand contact. Many

microbes can be conveyed considerable distances on air currents through fine sprays or aerosols. These may originate from people breathing or sneezing, water sprays directed at drains, or condensate from air conditioners. Even wind gusts across sewage deposits and fertilized fields have been known to contaminate food in adjacent establishments where food was unprotected.

Protective devices for counters, serving lines, salad bars and other similar food displays in public eating establishments shall be designed and constructed to intercept contaminants which may be expelled from the customer's mouth or nose. Protective devices must be designed to prevent contamination from the majority of the people using the self-service display.

A provision was added to Rule -.04(4)(w)5 that requires a advance written procedures for tracking the total accumulative time that unwrapped food is displayed on the consumer self-service buffet, if an establishment wishes to use the option of storing the food up to a maximum of 24 hours. The procedures must be maintained in the establishment and be made available to the Health Authority upon request. The procedures must specify how displayed foods will be identified, how each food item will be monitored in regards to tracking its display time, and the corrective action that will be taken if the 24 hour time has been exceeded.

Condiments, Protection

Unpackaged condiments are exposed to contamination by consumers who could be suffering from a disease transmissible through food. Once the condiments are contaminated, subsequent consumers using the condiments may be exposed to pathogens. Condiments in individual packages are protected from consumer contamination.

On- or off-site facilities for refilling condiment dispensers must be adequately equipped to ensure that the filling operation does not introduce contaminants.

Consumer Self-Service Operations

Raw foods of animal origin usually contain pathogens. In addition, these foods, if offered for consumer self-service, could cross contaminate other foods stored in the same display. Because raw foods of animal origin are assumed to be contaminated and do provide an ideal medium for the growth of pathogenic organisms, they should not be available for consumer self-service. Self-service operations of ready-to-eat foods also provide an opportunity for contamination by consumers. The risk of contamination can be reduced by supplying clean utensils and dispensers and by employee monitoring of these operations to ensure that the utensils and dispensers are properly used.

Rule -.04 subsection (4) (w) 4& 5. of the Chapter applies only to unwrapped food when time and temperature is used for protection from contamination of TCS or non-TCS food items which have been placed out for consumer self-service. The food items will have to be maintained at temperatures of 41°F or below or 135°F or above. Food service establishments may choose between two methods of limiting time for ready-to-eat foods to be displayed for consumer self-service. Establishments may elect to discard to waste all unwrapped ready-to-eat foods at the end of its business day, or to allow up to a maximum accumulative time of twenty-four (24) hours to

display food for self-service. If the twenty-four (24) maximum accumulative time limit is chosen, the establishment will be required to place the date and time on the container of food when placed out for self-service. Any addition of new food to the displayed food is to be discouraged. However, any new food that has been added to existing displayed food will assume the date and time marked on the original displayed food. Further, establishments will be allowed to remove displayed food at the end of the day, properly process it for storage and reserved it the next day. Once the twenty-four (24) maximum time has expired as per the date and time marked on the container of food, the food must be discarded to waste.

“Time as a “Public Health Control” cannot be used to avoid food product temperature control violations. The food service establishment must choose which method of foodborne pathogen growth control (Time as a “Public Health Control or Time in Conjunction with Temperature Control) will be used for safe holding, storage, or display of time/temperature control for safety foods. If “Time as a “Public Health Control” is used to control foodborne pathogen growth during display for service, a written plan must be maintained within the food service establishment. Finally, maximum time limits for foods displayed using “Time as a “Public Health Control” will supersede the maximum self-service display time limits found within Rule -.04 subsection (4) (w) 5. of the Chapter 511-6-1.

Returned Food and Re-Service or Sale

Food can serve as a means of person-to-person transmission of disease agents such as hepatitis A virus. Any unpackaged foods, even bakery goods in a bread basket that are not time/temperature control for safety foods and that have been served to a consumer, but not eaten, can become vehicles for transmitting pathogenic microorganisms from the initial consumer to the next if the food is served again.

Preventing Contamination from Other Sources

Miscellaneous Sources of Contamination

This provision within the Chapter is to capture all sources of contamination that cannot be anticipated by which food can become contaminated after receipt.

Outdoor Cooking and Service of Food

Rule -.04 subsection (4)(y) allows foods to be cooked and served outside of a fixed food service establishment for a specific occasion similar to that which is allowed at temporary food service establishments. An example of this type of service would be cooking and serving of food during an outdoor wedding on the premises of the food service establishment. “Foods requiring only cooking” means that all preparation except for cooking and seasoning, such as basting with barbeque sauce, has been done in the permitted food service establishment. Open displays of food are not allowed. The food must be served immediately upon being cooked. The local Health Authority must evaluate the risk potential of the proposed menu and service prior to giving its approval for outdoor cooking and service of food.

Permanent Cooking Equipment located Outside of the Fixed Food Service Establishment

There are several items to consider. First, Chapter 511-6-1 does not specifically prevent the use of outdoor cooking equipment, such as country style barbeque pits or barrel/grill (coverable) cookers. It also does not specifically limit as to where these cooking facilities can be located on the food establishment premises. The only limitation placed on outdoor cooking is found in Rule -.04 subsection (4) (y) that limits outdoor cooking AND serving of foods to special events and to specific special event (ex. a wedding party) on the food service establishment's premises. The food is limited to being cooked and served immediately – all being done outside the establishment and with implied food handling and time limitations. This situation would be conducted similar to a temporary food service operation that allows outside limited preparation, such as seasoning, and service with the difference of being conducted on the premises of a regularly fixed permitted food service establishment. However, the permanent cooking facilities located outside of the main building of the establishment would differ from that of temporary food service operation; because, all food preparation and service would be conducted inside the building of the food service establishment and it would not be limited to special events. The outside cooking equipment (country style barbeque pits/barrel grills/smokers) would be considered as a separate cooking area only and they would not include the preparation and immediate service of food outside. They are usually located outside the food establishment in out buildings and they are used to cook volumes of whole pieces of meat, such as hams, slabs of ribs, or chicken. They cannot be used for immediate service such as that of a short order grill. This cooking process step produces a lot of grease-laden smoke and heat, creating difficulties in maintaining good sanitation. It is for this large production of grease-laden smoke and heat, leading to the burden of maintaining good sanitation of facilities, that these types of cooking equipment are, at times, located outside of the main building of a fixed food establishment. However, recent modern design of smoking, grilling, and pit-cooked barbequing equipment is available for inside commercial cooking that is designed to address the exhaust and sanitation issues of traditional barbequing/grilling.

Secondly, barbeque pits or barrel grills/smokers are considered as cooking equipment and as such, they are part of the cooking operational step of the flow of food through the establishment. Therefore, the cooking equipment and its associated cooking facilities would be considered as a separate cooking area of the establishment and not part of a food preparation operational step. This stated rationale would be true; because, operational steps in the flow of food through the establishment would be: receiving, cooling, packing, storing, reheating, serving, preparing, holding, cooking and assembling. The operational step, "Preparing", would be: mixing, adding (i.e. reconstitution of milk powder to form liquid milk by adding water), grading, slicing, chopping or blending. The Rule -.04 does require that foods be protected at all times; however, it specifically focuses on times of preparation. Rule -.04 subsection (4)(t) states, "During preparation, unpackaged food shall be protected from environmental sources of contamination." This is why no food preparation except for that such as basting barbeque sauce can occur outside of the protective environment of the fixed food service establishment building.

Thirdly, the protection of food and equipment must be considered. Being a separate outdoor cooking area, no food preparation can take place at the outdoor cooking area unless the same requirements for food preparation and protection can be met as per the Chapter, specifically Rules -.04, -.05, -.06, and -.07. For food preparation to take place at an outdoor cooking area, it would

have to be enclosed within non-absorbent, washable, durable light colored walls and ceilings and with non-absorbent, cleanable, durable floors. Conveniently located, properly installed and properly equipped hand washing station(s) would have to be provided within the cooking/food preparation area, as well. Further and depending on the method of operation, other equipment such as food preparation sink(s), vegetable sink(s), refrigeration, ventilation systems, and or hot-holding equipment may be required to be located in this outside cooking and food preparation facility.

If food preparation is not taking place at these outside separate cooking areas, then outside cooking equipment, such as barrel grills/smokers, must be capable of being closed except when adding, turning, or removing meats. The meat should be prepped inside the food service facility and taken to the barrel grill/smoker in sanitized covered containers where the entire quantity of meat is immediately placed inside the cooker that have been made ready for cooking. It must be noted here that the Chapter requires separation of different types of raw animal foods during holding as per Rule -.04 subsection(4)(c) 1. (ii)(I). When cooked meats are removed from the cooking equipment, separate cleaned and sanitized utensils must be used to immediately place them in cleaned and sanitized pans that are then covered and taken back to inside the food service establishment for any preparation, such as slicing, cutting, chopping, grinding or mixing. At no time shall any food item(s) be left outside the cooking equipment unattended.

The area around the outside separate cooking area must be easily cleanable. It can be constructed of sealed smooth concrete pad or sealed asphalt. It should be located in an area that will not be subjected to blowing sand or dust. If the outside cooking facility is to be used in inclement weather, overhead protection (such as a shelter or fire resistant tent, etc.) must be provided. Another issue that must be considered is control of vermin at these facilities.

All outside cooking equipment and associated facilities cannot exist by themselves. They must be on the premises of a permitted fixed food service establishment. They also must meet all equipment material and construction requirements of the Chapter, as well as, any other applicable Federal, State or local codes.

Cooking

Raw Animal Foods

Cooking, to be effective in eliminating pathogens, must be adjusted to a number of factors. These include the anticipated level of pathogenic bacteria in the raw product, the initial temperature of the food, and the food's bulk which affects the time to achieve the needed internal product temperature. Other factors to be considered include post-cooking heat rise and the time the food must be held at a specified internal temperature.

Greater numbers and varieties of pathogens generally are found on poultry than on other raw animal foods. Therefore, a higher temperature, in combination with the appropriate time is needed to cook these products.

To kill microorganisms, food must be held at a sufficient temperature for the specified time.

Cooking is a scheduled process in which each of a series of continuous time/temperature combinations can be equally effective. For example, in cooking a beef roast, the microbial lethality achieved at 112 minutes after it has reached 130°F is the same lethality attained as if it were cooked for 4 minutes after it has reached 145°F. Cooked beef and roast beef, including sectioned and formed roasts, chunked and formed roasts, lamb roasts and cooked corned beef can be prepared using one of the time and temperature combinations within the Chapter to meet a 6.5-log₁₀ reduction of Salmonella. The stated temperature is the minimum that must be achieved and maintained in all parts of each piece of meat for a least the stated time. The source of the time and temperature parameters is from the USDA/FSIS Appendix A. Compliance Guidelines For Meeting Lethality Performance Standards For Certain Meat And Poultry Products found at https://www.fsis.usda.gov/wps/wcm/connect/fsis-content/fsis-questionable-content/oppde/rdad/frpubs/95-033f/95-033f_appendix-a/default/ct_95-033f_appendix+a

Cooking requirements are based in part on the biology of pathogens. The thermal destruction of a microorganism is determined by its ability to survive heat. Different species of microorganisms have different susceptibilities to heat. Also, the growing stage of a species (such as the vegetative cell of bacteria, the trophozoite of protozoa, or the larval form of worms) is less resistant than the same organism's survival form (the bacterial spore, protozoan cyst, or worm egg).

Food characteristics also affect the lethality of cooking temperatures. Heat penetrates into different foods at different rates. High fat content in food reduces the effective lethality of heat. High humidity within the cooking vessel and the moisture content of food aid thermal destruction.

Heating a large roast too quickly with a high oven temperature may char or dry the outside, creating a layer of insulation that shields the inside from efficient heat penetration. To kill all pathogens in food, cooking must bring *all* parts of the food up to the required temperatures for the correct length of time.

The temperature and time combination criteria specified in Rule -.04 of the Chapter are based on the destruction of *Salmonellae*. This organism, if present in raw shell eggs, is generally found in relatively low numbers. Other foods, uncomminuted fish and meats including commercially raised game animal meat, specified as acceptable for cooking at this temperature and time parameter are expected to have a low level of internal contamination. The parameters are expected to provide destruction of the surface contaminants on these foods. Rule -.04 of the Chapter includes temperature and time parameters that provide "D" values (decimal log reduction values) that may surpass 7D. For example, at 145°F, a time span of 15 seconds will provide a 3D reduction of *Salmonella Enteritidis* in eggs.

The requirements specified under Rule -.04(5)(a)4 acknowledge the rights of an informed consumer to order and consume foods as preferred by that consumer based on the consumer's health status and understanding of the risks associated with eating raw or partially-cooked animal foods.

In consumer self-service operations, such as buffets, salad bars, sushi bars, or display cases, the consumer advisory as specified under Rule -.04(7)(e) must be posted or available at the self-service unit where the raw or partially cooked food is held for service and readily accessible to consumers

prior to making their food selections. In a catered situation, such as a wedding reception, guests are responsible for making their own requests or selections.

28B Slow-cooked roasts - Heating Deviations and Slow Come Up Time

29B (Source: USDA/FSIS Appendix A Compliance Guidelines For Meeting Lethality

Performance Standards For Certain Meat And Poultry Products found at

https://www.fsis.usda.gov/wps/wcm/connect/fsis-content/fsis-questionable-content/oppde/rdad/frpubs/95-033f/95-033f_appendix-a/default/ct_95-033f_appendix+a

Heating deviations, which most often involve slow come-up time or an inordinate dwell time within the optimum temperature range for microorganism growth can foster the multiplication of many pathogens. This multiplication sometimes can be so prodigious that even re-cooking may be ineffective in rendering the product safe. Also, certain toxigenic bacteria can release toxins into the product. Some of these toxins, such as those of *Staphylococcus aureus*, are extremely heat stable and are not inactivated by normal re-cooking temperatures.

Further, the sampling of product following a heating deviation may not yield sufficient information to determine the safety of the product in question. Heating deviations can favor the multiplication of many types of bacteria. It would be difficult and expensive to sample for all of them. Depending on the circumstances, establishments may want to use computer modeling to estimate the relative multiplication of bacteria. For example, in a past incident involving an extreme heating deviation, product was put in an oven in which the temperature was inadvertently set to 95°F for about 12 hours. Computer modeling was easily applied in this case because much of the dwell time was at one temperature. The USDA/FSIS determined that within a 6-hour time frame (with other growth conditions assumed to be favorable), the relative multiplication of many pathogens of concern could have exceeded 5-logs. Clearly the product could not be salvaged by reprocessing and was therefore destroyed. Under changing conditions of temperature, however, computer modeling becomes more difficult. One approach is to average lag/log times over small increments such as 5° and add these times to get an approximation of possible total relative growth over a larger increment of time. Establishments must keep in mind that the population of bacteria before processing is generally unknown and that assumptions in the high range often are used as input parameters in the modeling.

Salmonellae are used as test microorganisms to set minimum cooking time/temperatures found within Rule -.04 subsection (5)(a)2.(i) of the Chapter; because, desiccation, or drying, at the surface of foods actually provides the salmonellae with a mechanism to better survive the cooking process. Rule -.04 subsection (5)(a)2.(i) applies to all roasts including formed and comminuted roasts. The following oven cooking parameter chart found within the subsection (5)(a)2.(i) of the Chapter is based on roast weight and moisture content of the oven or cooking bag:

Oven Type	Oven Temperature Based on Roast Weight	
	Less than 4.5 kg (10 lbs)	4.5 kg (10 lbs) or More
Still Dry	177°C (350°F) or more	121°C (250°F) or more
Convection	163° (325°F) or more	121°C (250°F) or more

High Humidity ¹	121°C (250°F) or less	121°C (250°F) or less
¹ Relative humidity greater than 90% for at least 1 hour as measured in the cooking chamber or exit of the oven; or in a moisture-impermeable bag that provides 100% humidity.		

Within the above chart, two roast sizes indicated. Higher oven temperature for the smaller roast is necessary because of desiccation of salmonella on the surface of smaller roasts. The higher temperature is necessary to offset the shorter “come up” time while the smaller roast is in the oven. High humidity provides for better destruction of Salmonellae (or pathogens) at high humidity due to elimination of the potential desiccation of organisms. A lesser temperature for high humidity condition is possible due to lack of opportunity of drying of the surface of the roast. The oven cooking parameter chart which follows subsection (5)(a)2.(i) of the Chapter is based on a specific internal temperature for a specified time or roast come-up (continued rise in temperature after cooking time is reached) - holding time once the roast reaches final cook temperature is:

Temperature °C (°F)	Time ¹ in Minutes	Temperature °C (°F)	Time ¹ in Seconds
54.4 (130)	112	63.9 (147)	134
55.0 (131)	89	65.0 (149)	85
56.1 (133)	56	66.1 (151)	54
57.2 (135)	36	67.2 (153)	34
57.8 (136)	28	68.3 (155)	22
58.9 (138)	18	69.4 (157)	14
60.0 (140)	12	70.0 (158)	0
61.1 (142)	8		
62.2 (144)	5		
62.8 (145)	4		
¹ Holding time may include post oven heat rise.			

For example, a roast cooked at 130°F and held for 121 minutes or one cooked at 145°F for 4 minutes will provide a 7-log reduction of Salmonellae. Post oven heat rise may also be considered in establishing a time and temperature relationship. For example, a roast may be removed from the oven when it reaches a temperature of 140°F. Post oven heat rise allows the internal temperature of the roast to rise to 145°F. If it is then held at 145°F for 4 minutes before serving, the requirement of this provision is then met.

Seared Steak

The provision for allowing seared steaks was reviewed by the National Advisory Committee on Microbiological Criteria for Foods (NACMCF) and USDA. Rule .04(5)(a)3. includes their recommendations.

USDA comments included, “For the purposes of this discussion, steak is a whole beef muscle. It does not include whole beef muscle that has been pinned, injected, or chopped and formed. It may be cut cross grain, such as sirloin, chuck, or porterhouse; or it may be cut with the grain, such as flank, skirt, or Chateaubriand. Other species, such as poultry, pork, and lamb are not included.”

NACMCF comments included, “Due to the low probability of pathogenic organisms being present in or migrating from the external surface to the interior of beef muscle, cuts of intact muscle (steaks) should be safe if the external surfaces are exposed to temperatures sufficient to effect a cooked color change. In addition, the cut (exposed) surfaces must receive additional heat to effect a complete sear across the cut surfaces. Grill or char marks may be applied to the complete surface searing. The meat should be seared on both top and bottom surfaces utilizing a heating environment (e.g., grill or broiling oven) that imparts a temperature at the surface of the intact steak of at least 145°F to achieve a cooked color change on all external surfaces. The searing of all surfaces should be continuous until the desired degree of doneness and appearance are attained. This is considered a ready-to-eat food.”

As reflected in the definition of “whole-muscle, intact beef steak,” marination is a food safety concern when the fascia (exterior surface) of the steak is broken by scoring or other means which allows the marinade to penetrate, and potentially contaminate, the interior of the steak. In such cases, the Chapter allowance for undercooking without a consumer advisory is negated.

Pork

In pork, *Trichinella spiralis*, *Toxoplasma gondii*, and *Taenia solium*, parasites causing foodborne illness, are inactivated at temperatures below 145°F. Therefore, pork roasts can be cooked like beef roasts (e.g., 145°F for 3 minutes) and pork chops cooked like steaks to achieve an internal temperature of 145°F for 15 seconds.

Based on the Goodfellow and Brown study, a 5D reduction of organisms is achieved at 155°F for 15 seconds for the following foods: ratites and injected meats and comminuted: fish, meat, game animals commercially raised for food, and game animals that come under a USDA voluntary inspection program. Ratites such as ostrich, emu, and rhea are included in this list of raw animals foods because when cooked to a temperature greater than 155°F, ratites exhibit a (metallic) "off" taste.

When USDA established the time and temperature parameters for 9 CFR 318.23 Heat-Processing and Stabilization Requirements for Uncured Meat Patties (known as the "patty rule"), the Agency based the 5D for Salmonella on extrapolations applied to the research done by Goodfellow and Brown to account for the lack of a "come up, come down" time in the thin, small mass beef patties. Consequently, there is no linear relationship between the patty rule and roast beef time and temperature parameters. The patty rule also provided for an 8D reduction in the number of Shiga toxin-producing *Escherichia coli*. The time and temperature requirements in the Chapter for comminuted meats are comparable to the USDA requirements.

Temperature for Comminuted Meat at Less Than 1 Second

In the "Report of the Task Force on Technical Issues Arising from the National Advisory Committee on Microbiological Criteria for Foods" (NACMCF) Review of the Meat Patty Proposal" (undated), it is stated on page 7, in Option (A), that:

“Based on the 1998 research data ... and an assumption that instantaneous is defined as eight

seconds, manufacturers would be required to process fully-cooked meat patties at a temperature of 157°F. Given the lack of any significant margin of safety in this process, there should be no deviation below the 158°F requirement.”

In November, 1997, the NACMCF Meat and Poultry Subcommittee revisited the time and temperatures for cooking hamburger and advised FDA that cooking hamburger to 158°F for less than one second is an adequate cook based on the following:

1. The cooking recommendations contained in the Food Code and in USDA guidance provide a large margin of safety for killing vegetative enteric pathogens;
2. The concept of integrated lethality (the kill imparted during the entire heating and cooling process) adds to the margin of safety; and
3. The time component of the time and temperature requirement will be exceeded before the temperature can be determined.

The parameters for cooking poultry, wild game animal meats, stuffed food products, etc., of 74°C (165°F) or above for 15 seconds yield greater than a 7D reduction.

Children’s Menu

Based on the 2005 FDA Food Code, the previous Chapter 290-5-14 allowed operators to serve raw or partially cooked animal food items on their customer’s request, as long as the establishment does not serve a “Highly Susceptible Population” and the customer is informed of the risks associated with consuming undercooked items.

The definition of “Highly Susceptible Population” however, only includes young children who are of pre-school age and who obtain food under custodial care (as from a child daycare center). This definition does not address pre-school and older children eating in retail food establishments (such as restaurants), where it is common practice to offer menu items intended for children (e.g. “Kids Menu”).

The Chapter seeks to increase current protection of children beyond custodial care facilities and establish needed safeguards in all retail food establishments. The importance of this issue can be demonstrated for numerous combinations of raw animal foods and associated pathogens. The greatest impact on children however, is undercooked ground beef, where the specific organism of concern is *Escherichia coli* O157:H7.

Children are at relatively high risk for infection with *E.coli* O157:H7. It is possibly the leading cause of acute kidney failure and Hemolytic Uremic Syndrome (HUS) in children [10]. Infection with *E. coli* O157:H7 can result with mild to severe symptoms such as: non-bloody or bloody diarrhea to HUS, which is a condition that includes destruction of red blood cells, problems with blood clotting and kidney failure. About 2% to 20% of patients that are infected with *E. coli* O157:H7 develop HUS [6]. The risk of illness from *E. coli* O157:H7 in ground beef has been shown to be about 2.5 times higher for preschool children and infants than for the rest of the

population [6]. The CDC has reported the following *E. coli* O157:H7 infection rates per 100,000 by age range: 8.2 for young children 1-9 years old and 3.0 for older children 10-20 years of age.

Precluding undercooked foods from being offered on a children's menu may result in increased protection to children from foodborne illness, particularly *E. coli* O157:H7, which can result in severe consequences in children.

Microwave Cooking

The rapid increase in food temperature resulting from microwave heating does not provide the same cumulative time and temperature relationship necessary for the destruction of microorganisms as do conventional cooking methods. In order to achieve comparable lethality, the food must attain a temperature of 165°F in all parts of the food. Since cold spots may exist in food cooking in a microwave oven, it is critical to measure the food temperature at multiple sites when the food is removed from the oven and then allow the food to stand covered for two minutes post microwave heating to allow thermal equalization and exposure. Although some microwave ovens are designed and engineered to deliver energy more evenly to the food than others, the important factor is to measure and ensure that the final temperature reaches 165°F throughout the food.

"The factors that influence microwave thermal processes include many of the same factors that are important in conventional processes (mass of objects, shape of objects, specific heat and thermal conductivity, etc.). However, other factors are unique in affecting microwave heating, due to the nature of the electric field involved in causing molecular friction. These factors are exemplified by moisture and salt contents of foods, which play a far more important role in microwave than conventional heating." (Reference: Hedderson and Doores, see Annex 2 of the FDA Food Code)

Plant Food Cooking for Hot Holding

Fruits and vegetables that are fresh, frozen, or canned and that are heated for hot holding need only to be cooked to the temperature required for hot holding. These foods do not require the same level of microorganism destruction as do raw animal foods since these fruits and vegetables are ready-to-eat at any temperature. Cooking to the hot holding temperature of 135°F prevents the growth of pathogenic bacteria that may be present in or on these foods. In fact, the level of bacteria will be reduced over time at the specified hot holding temperature.

Non-Continuous Cooking of Raw Animal Foods

Close attention must be paid to control of biological hazards when a food establishment cooks raw animal foods using a process in which the food is partially cooked then cooled with the expectation of fully cooking the food at a later date or time.

Rule -.04(5)(d) requires that establishments wishing to use a non-continuous process for the cooking of raw animal foods establish and follow a written plan that ensures each stage of the process is completed within time and temperature parameters that adequately prevent pathogen survival and growth. Rule -.04(5)(d) also requires that establishments take special precautions to ensure that raw animal foods that have only been initially heated to temperatures that are not lethal

to the pathogens of concern are clearly identified so that they will not be inadvertently sold or served to the consumer in a partially cooked state.

To ensure the food does not dwell for extended periods within temperature ranges that favor pathogen growth, Rule -.04(5)(d) establishes limits on the time permitted to initially heat the food (initial “come-up” time) and the time permitted to cool the product to temperatures that are safe for refrigerated storage. Together, these limits should prevent food from remaining at temperatures at which pathogen growth to harmful levels may occur.

The criteria in Rule -.04(5)(d) were developed with consideration of the United States Department of Agriculture/Food Safety and Inspection Service (USDA/FSIS) *Performance Standards for Partially Cooked and Char-Marked Meat Patties and Partially Cooked Poultry Breakfast Strips* found in 9 CFR 318.23 and 9 CFR 381.150.

(http://edocket.access.gpo.gov/cfr_2008/janqtr/pdf/9cfr318.23.pdf,
http://www.access.gpo.gov/nara/cfr/waisidx_08/9cfr381_08.html)

The maximum one hour time limit for the initial heating stage was established based on estimates from predictive microbial modeling. It is intended to limit the cumulative growth of *Clostridium perfringens* that may occur during the come-up time and the subsequent cooling of the product in accordance with the requirements in Rule -.04(6)(d)1. Unless properly controlled, processes in which animal foods are heated to sub-lethal temperatures and times and then cooled may create an environment for the growth of *Clostridium perfringens*, *Clostridium botulinum* and other spore forming, toxigenic bacteria.

The product temperature achieved during the initial heating process may not be sufficient to destroy vegetative cells of *Clostridium botulinum*, *Clostridium perfringens*, and *Bacillus cereus*, if present. The concern is the generation of a large number of vegetative cells of *Clostridium perfringens* and/or *Clostridium botulinum* before the final cooking stage. For *Clostridium botulinum*, if enough vegetative cells are produced, toxigenesis can occur in the product before the product is fully cooked. The toxin is not destroyed at the minimum required cooking temperatures. For *Clostridium perfringens*, if a large number of vegetative cells are consumed, illness can result. In either case a high number of vegetative cells may challenge the lethality step of the ultimate cooking process to the extent that it will be unable to completely eliminate all of these vegetative cells. The cumulative growth of these bacterial pathogens must be taken into account during both the initial heating and cooling steps. The hazard may be compounded with an extended initial “come-up” time and/or a prolonged cooling stage. Hence the degree of hazard may be dependent upon the ultimate effect of the initial heating and cooling, as well as the final cooking step.

A full and adequate cook during the final cooking step is of critical importance to ensure destruction of any pathogens that may have survived and proliferated during any initial heating and cooling stages of the non-continuous cooking process. Rule -.04(5)(d) requires that animal foods cooked by a non-continuous cooking process achieve a minimum final cook temperature that heats all parts of the food to a temperature and for a time specified under Rule -.04(5)(a)1-3. This requirement also precludes serving animal foods that have undergone non-continuous cooking in an undercooked or raw state. In other words, animal foods cooked using a non-

continuous process are not covered in the exceptions provided for in Rule -.04(5)(a)(4) that allow for serving undercooked animal foods upon consumer request and with an adequate consumer advisory.

Rule -.04(5)(d) requires that an establishment using non-continuous cooking processes also establish procedures for identifying foods that have only been partially cooked and cooled. This is necessary to ensure these foods are not mistaken by food workers for foods that have been fully cooked and therefore ready-to-eat without a full cook. Partially cooked foods may appear to be fully cooked.

Requiring that food establishments obtain prior approval by the regulatory authority before employing non-continuous cooking processes will help to ensure that the establishment has the proper procedures in place, as well as the necessary facilities and capacity to monitor the appropriate cooling, cooking, separation and product identification of the foods in accordance with the requirements.

Freezing

Parasite Destruction

Lightly cooked, raw, raw-marinated, and cold-smoked fish may be desired by consumers for taste or perceived nutritional reasons. In order to ensure destruction of parasites, fish may be frozen before service as an alternative public health control to that which is provided by adequate cooking. Candling or other visual inspection techniques are not adequate to avoid the risk of parasites from fish which have not been frozen.

The recommended control strategies refer to the ambient air temperature during freezing and to the length of time that the fish is held at the appropriate freezer temperature, or the length of time that the fish is held after it is solid frozen, whichever is appropriate.

Fish that are exempted from parasite destruction include molluscan shellfish, scallops consisting of the shucked adductor muscle, certain large tuna species, Aquacultured fish like salmon raised in net ponds and given feed that contain no live parasites, and fish eggs removed from the skein and rinsed. The parasite hazard is not considered to be reasonably likely to occur if the finished product is fish eggs that have been removed from the skein (the tissue that contains the egg mass) and rinsed. In response to information provided to the FDA Office of Seafood, the Fish and Fisheries Products Hazards and Controls Guidance lists certain species of tuna as not being susceptible to parasites of concern and therefore exempted from the freezing requirements that apply to other fish species that are consumed raw. The Fish and Fisheries Products Hazards and Controls Guidance states that species that normally have parasites as a result of consuming infected prey, apparently do not have the same parasite hazard when raised on pelleted food in an aquaculture operation. On the other hand, aquacultured fish that are fed processing waste and by-catch fish may have a parasite hazard, even when wild caught fish of that species do not normally have a parasite hazard. Feed must not contain any live parasites. For example, the use of fresh fish meat in feed could transmit such parasites. Only heat-treated feed or feed otherwise produced in a manner that would kill parasite intermediate stages infective to the aquacultured fish, such as

most pelleted feeds, should be used. Based on FDA's current assessment, parasites are not considered a significant hazard in molluscan shellfish or in scallop products consisting only of the shucked adductor muscle. Therefore, these products are not required to be subject to the parasite destruction procedures prior to sale or service in a raw or partially cooked form.

Records, Creation and Retention

Records must be maintained to verify that the critical limits required for food safety are being met. Records provide a check for both the operator and the regulator in determining that monitoring and corrective actions have taken place.

While the Country of Origin Labeling requirements, <http://www.ams.usda.gov/COOL/> effective Sept. 30, 2004, mandate identification of wild and farm-raised fish and shellfish, the requirements do not address contents of pelleted feed used in the aquaculture operation. Documentation must be available in the food establishment from the source-through-purchase specifications or labeling that pelleted feed used did not contain fresh fish or plankton. Follow the guidance provided in the Fish and Fisheries Products Hazards and Controls Guidance, <https://www.fda.gov/food/seafood-guidance-documents-regulatory-information/fish-and-fishery-products-hazards-and-controls-guidance-4th-edition> Table #3-1 – Potential Vertebrate Species Related Hazards and Table #3-2 – Potential Invertebrate Species Related Hazards.

If raw, raw-marinated, partially cooked, or marinated-partially cook fish are served or sold in the ready-to-eat form, the person in charge must furnish records for proper parasite destruction as follows:

1. When fish are commercially frozen, the supplier must provide a certificate or letter of guaranty, *renewed annually*, that identifies the specific company, fish species that were frozen, and states that the fish have been frozen for a time/temperature specified in the Chapter. These records must be retained for at least ninety (90) calendar days beyond the day of service or sale of the fish products. It would also be acceptable for this information to be included on invoices.
2. If the fish product is frozen on-site of the food service establishment, the food service establishment must have enough freezing equipment present to freeze fish product to the time/temperature requirements in the Chapter. The time/temperature of the freezing process must be electronically recorded and records of it must be held within the establishment for Health Authority review for at least ninety (90) calendar days beyond the time of service or sale of the fish.
3. If fish products are from a source where the fish are raised and fed as specified in subsection (5)(e) 2(iv) of Rule -.04, then a written agreement or statement from the supplier or Aquaculturist stipulating with the requirements of subsection (5)(d) 2(iv)(III) must be retained by the person in charge. These records must be retained within the establishment for at least ninety (90) calendar days beyond the time of service or sale of the fish.

Reheating

Reheating for Hot Holding

When food is held, cooled, and reheated in a food establishment, there is an increased risk from contamination caused by personnel, equipment, procedures, or other factors. If food is held at improper temperatures for enough time, pathogens have the opportunity to multiply to dangerous numbers. Proper reheating provides a major degree of assurance that pathogens will be eliminated. It is especially effective in reducing the numbers of *Clostridium perfringens* that may grow in meat, poultry, or gravy if these products were improperly cooled. Vegetative cells of *C. perfringens* can cause foodborne illness when they grow to high numbers. Highly resistant *C. perfringens* spores will survive cooking and hot holding. If food is abused by being held at improper holding temperatures or improperly cooled, spores can germinate to become rapidly multiplying vegetative cells.

Although proper reheating will kill most organisms of concern, some toxins such as that produced by *Staphylococcus aureus*, cannot be inactivated through reheating of the food. It is imperative that food contamination be minimized to avoid this risk.

The potential for growth of pathogenic bacteria is greater in reheated cooked foods than in raw foods. This is because spoilage bacteria, which inhibit the growth of pathogens by competition on raw product, are killed during cooking. Subsequent recontamination will allow pathogens to grow without competition if temperature abuse occurs.

Shelf-stable, commercially prepared ready-to eat foods in hermetically sealed containers will have received a controlled retort process that destroys all bacterial pathogens, both vegetative cells and spores, to provide a commercially sterile product. Refrigerated, commercially processed, ready-to-eat, TCS food will have received controlled thermal processing that destroys vegetative bacterial cells and a controlled cooling process that prevents the germination of any spores present. Packaging prevents recontamination and refrigeration prevents spore germination. Because there is limited risk of contamination in these types of products, reheating such foods to the minimum hot holding temperature of 135°F is considered adequate when reheating for hot holding. This should be the case for product that remains in the container or package after it is opened, provided the proper steps are taken to protect the remaining portions from contamination and they are maintained at the appropriate cold holding temperatures as specified in the Chapter.

Foods that have been cooked and cooled within the establishment must be reheated to 165°F for 15 seconds prior to hot holding for service. Foods reheated within a microwave oven must be reheated to this same temperature and allowed stand two (2) minutes after reheating. These ovens are known for their uneven heating of foods, the extra time for these foods to stand, be rotated, stirred, and covered after being reheated in the microwave is to ensure that a kill step has been evenly distributed throughout the food.

Treating Juice

To understand when requirements for "Treating Juice" takes effect, the definition of "Juice" in Rule

-.01 of the Chapter must be understood as to how it relates to ingredients. It is interpreted as meaning that a juice is considered made from fruits and or vegetables. A flower of a plant is not considered a vegetable or a fruit. Likewise, seaweed receives the same consideration as a flower - it is neither a fruit nor a vegetable.

In regards to a "Juice", the food service establishment has two options:

1. Provide a HACCP plan conforming to the content as stated within Rule -.02 where the juice is treated to attain a 5-log reduction, which is equal to a 99.999% reduction (or pasteurization), of the most resistant microorganism of public health significance (*Clostridium botulinum*); or
2. Label the bottled juice with "WARNING: This product has not been pasteurized and, therefore, may contain harmful bacteria that can cause serious illness in children, the elderly, and persons with weakened immune systems." It must also state, "Keep refrigerated".

A 5-log pathogen reduction requirement is the minimum level of pathogen "kill" that pathogen control measures must consistently achieve. Processing experts evaluate treatments intended to destroy or inactivate pathogens in food in terms of "logs" of kill, where the term "log" is a shorthand expression of the mathematical term logarithm. A logarithm is "the exponent of the power to which a base number must be raised to equal a given number." If the base number is ten, it must be raised to the second power to equal 100, so the exponent is 2, i.e., $10 \times 10 = 100$. Again, if the base number is ten, it must be raised to the third power to equal 1000, so the exponent is 3, i.e., $10 \times 10 \times 10 = 1000$.

Submitted HACCP plans for treating juice must use treatments capable of consistently achieving at least a 5-log reduction (using ten as the base number) in the level of the pertinent microorganism in the juice. The important thing to understand is that each log of kill is capable of causing a tenfold reduction in the number of organisms of the pathogen that the treatment is designed to kill. In other words, the process would be one that is capable of reducing the level of the pertinent microorganism in the food by 10 fold, e.g., from 100 organisms (of the pathogen) per gram of food to 10 organisms (of the pathogen) per gram of food. A 2-log process further reduces the level of the target pathogen by another factor of 10, i.e., from 10 organisms (of the pathogen) per gram to 1 organism (of the pathogen) per gram of food. Thus, the 5-log performance standard means that the food service establishment operator must treat his juice using a process capable of reducing levels of the pertinent pathogen in the juice by at least 100,000-fold ($10 \times 10 \times 10 \times 10 \times 10 = 100,000$).

This is illustrated in the following table:

Initial number of pertinent microorganism bacteria per gram of food	Log reduction	Decrease in pertinent microorganism levels	Percent of change	Final number of bacteria per gram of food
100,000 (10^5)	5	$10 \times 10 \times 10 \times 10 \times 10 = 100,000$ fold	99.999 %	1 (10^0)

Each in-house bottled juice or beverage intended for self-service must contain the following information on its label 1) name of beverage; 2) ingredients; 3) quantity; 4) nutritional information; and 5) the name and address of the restaurant.

It must be remembered that some establishments may attempt to make certain health claims. They may have signage that advertises the beverages as providing certain benefits to health such as energy boosting, immune system enhancement, virility inducing, etc. If claims are made that the drink can be used in the diagnosis, cure, mitigation, treatment or prevention of disease in man or animals, it may fall under the definition of drug or health claims under the Nutrition Labeling and Education Act (NLEA), and the FDA should be contacted for verification. All restaurant-bottled beverages, especially juices, are to be refrigerated and maintained at 41°F or lower until sold to the consumer.

Time/Temperature Control for Safety Food

Frozen Food, Slacking, Thawing

Foods are considered frozen at a temperature of 32°F or lower and hard to touch. Freezing shellstock cannot be allowed because freezing kills it and defeats the purpose of obtaining it live. Once dead shellstock begins to decay, it becomes unfit for consumption. Freezing prevents microbial growth in foods, but usually does not destroy all microorganisms. Improper thawing provides an opportunity for surviving bacteria to grow to harmful numbers and/or produce toxins. If the food is then refrozen, significant numbers of bacteria and/or all preformed toxins are preserved.

ROP Fish

Retailers should be aware that when a manufacturer packages fish and fishery products a hazard analysis is required under 21 CFR Parts 123 and 1240, Procedures for the Safe and Sanitary Processing and Importing of Fish and Fishery Products (the Seafood HACCP Rule) to provide for control for nonproteolytic *C. botulinum*. Factors that make formation of *C. botulinum* toxin reasonably likely to occur during finished product storage and distribution are those that may result from the use of a reduced oxygen packaging (ROP) environment in a food that does not contain barriers to growth of *C. botulinum*.

The processing control for *C. botulinum* can be either freezing, refrigeration alone or refrigeration in combination with chemical inhibitors, (e.g. salt, water activity control). The Fish and Fishery

Products Hazards and Control Guidance, Fourth Edition, Chapter 13, addresses freezing as a control strategy for frozen product. This control is intended to prevent exposure of the product to conditions conducive to the production of toxin by nonproteolytic strains of *C. botulinum* in the closed ROP package.

If freezing was chosen by the manufacturer as the barrier to control for nonproteolytic strains of *C. botulinum*, then each individual package of the ROP fish should be labeled to be kept frozen and thawed according to the manufacturer's label instructions. Typically, ROP fish will come into retail food establishments in a frozen state with a label that indicates to "thaw immediately before use" or indicates that the product needs to be "kept frozen and thawed under refrigeration immediately before use."

If a "Keep Frozen" label is not present on each individual ROP package unit, it may or may not be acceptable to store under refrigeration, depending in part on whether there are barriers such as pH or water activity to growth of *C. botulinum* in addition to refrigeration.

As an added safeguard to prevent the possibility of *C. botulinum* toxin formation, the Chapter requires that any frozen ROP fish that does not have barriers to growth of *C. botulinum* in addition to refrigeration be completely removed from the ROP environment or package prior to thawing. This is to discourage the practice of thawing frozen ROP fish and holding it at 41°F or less for a prolonged time period and/or selling it as a refrigerated product.

Cooling

Safe cooling requires removing heat from food quickly enough to prevent microbial growth. Excessive time for cooling of time/temperature control for safety foods has been consistently identified as one of the leading contributing factors to foodborne illness. During slow cooling, time/temperature control for safety foods are subject to the growth of a variety of pathogenic microorganisms. A longer time near ideal bacterial incubation temperatures, 70°F - 125°F is to be avoided. If the food is not cooled in accordance with the Chapter requirements, pathogens may grow to sufficient numbers to cause foodborne illness.

The Chapter provisions for cooling provide for cooling from 135°F to 41°F in 6 hours, with cooling from 135°F to 70°F in 2 hours. The 6-hour cooling parameter, with an initial 2-hour rapid cool, allows for greater flexibility in meeting the Chapter. The initial 2-hour cool is a critical element of this cooling process. An example of proper cooling might involve cooling from 135°F to 70°F in 1 hour, in which case 5 hours remain for cooling from 70°F to 41°F. Conversely, if cooling from 135°F to 41°F is achieved in 6 hours, but the initial cooling to 70°F took 3 hours, the food safety hazards may not be adequately controlled.

If the cooking step prior to cooling is adequate and no recontamination occurs, all but the spore-forming organisms such as *Clostridium perfringens* or *Bacillus cereus* should be killed or inactivated. However, under substandard sanitary conditions, other pathogens such as *Salmonella* or *Listeria monocytogenes* may be reintroduced. Thus, cooling requirements are based on growth characteristics of organisms that may survive or be a post-cook contaminate and grow rapidly

under temperature abuse conditions.

Shell Eggs

FDA has approved the use of ionizing radiation for shell eggs. This approval means that FDA has not found the ionizing radiation process to be unsafe for shell eggs. However, shell eggs that have been subjected to the approved ionizing radiation process are not considered to have been pasteurized. Shell egg pasteurization requires the egg to have been subjected to a 5-log kill process for ***Salmonella Enteritidis***, while the approved ionizing radiation process may deliver only 2 or 3 logs reduction. Therefore, eggs treated by ionizing radiation process alone must be held under refrigeration, as it cannot be guaranteed that ***Salmonella Enteritidis*** will be eliminated in all treated eggs.

Further, irradiated eggs must be labeled in accordance with 21 CFR 179.26 *Ionizing radiation for the treatment of food*.

Hard-boiled eggs with shell intact may be cooled in ambient air and are not considered to be a time/temperature control for safety food after cooling. Hard-boiled eggs may be cooled in drinking water but are considered to be a time/temperature control for safety food after cooling because pathogens, which may be present in the water, may pass through the egg shell during cooling.

Salmonella Enteritidis has been shown to have an extended lag phase in shell eggs due to inhibitory characteristics of the albumen. Research indicates that the organisms are physically located near the exterior of the yolk membrane, in contact with the bacteriostatic components. Growth does not appear until the yolk membrane is weakened by age or physically breached and the yolk nutrients, such as iron, become available to the organisms.

Federal regulations effective August 27, 1999, require shell eggs to be transported and distributed under refrigeration at an ambient temperature not to exceed 45°F. Packed shell eggs must be labeled indicating that refrigeration is required. Imported shell eggs packed for consumer use are required to include a certification that the eggs, at all times after packing, have been stored and transported at an ambient temperature of no greater than 45°F.

On December 5, 2000 federal regulations were amended to require that shell egg cartons bear safe handling instructions and be placed under refrigeration at 45°F or lower upon delivery at retail establishments (65 FR 76091, December 5, 2000, Food Labeling, Safe Handling Statements, Labeling of Shell Eggs; Refrigeration of Shell Eggs Held for Retail Distribution). The amended provisions include:

- 21 CFR Part 16 Regulatory Hearing before the Food and Drug Administration, § 16.5 Inapplicability and limited applicability, (4) A hearing on an order for re-labeling, diversion or destruction of shell eggs...
- 21 CFR Part 101 Food Labeling § 101.17 Food labeling warning, notice, and safe handling statements, (h) *Shell eggs*.
- 21 CFR Part 115 Shell Eggs, § 115.50 Refrigeration of shell eggs held for retail

distribution.

Shell eggs must be placed immediately after receipt in refrigerated equipment that is capable of maintaining an ambient air temperature of 45°F. With the newly established Federal requirement for eggs to be in an ambient storage and transportation temperature of 45°F, and with refrigeration of eggs at retail as described above, the overall time that eggs are stored at temperatures that allow the growth of *Salmonella* spp. should be shortened. Additionally, this requirement negates the need to "cool" shell eggs upon receipt, although food establishment operators should maximize the circulation of cooled air in refrigeration units by separating flats, cases, and multiple cartons of eggs.

CFSAN/FSIS Joint Position Paper on Cooling

The processing of most ready-to-eat products includes a heat treatment or cooking step to eliminate pathogenic and spoilage microorganisms. However, this heat treatment does not eliminate spores of *Clostridium botulinum* and *Clostridium perfringens* and other spore-forming bacteria. Furthermore, these organisms can thrive in the warm product since other competing organisms have been eliminated. Non-refrigerated, anaerobic conditions are conducive to their growth and multiplication.

To prevent the growth and multiplication of spore-forming organisms, product should be cooled rapidly after cooking. When there is inadequate cooling, spores can germinate and the resulting vegetative cells can multiply to hazardous levels. The presence of sufficient numbers of *C. botulinum* or other spore-forming organisms may lead to production of harmful toxins. Therefore, ensuring no growth of these organisms will provide the greatest amount of safety.

The USDA/FSIS Performance Standards for the Production of Certain Meat and Poultry Products require a stabilization step (cooling) after the lethality step. The stabilization requirements allow for no growth of *C. botulinum* and no more than 1 log growth of *C. perfringens*. The performance standard of no more than 1 log growth of *C. perfringens* was based on the following reasons:

1. The Centers for Disease Control and Prevention (CDC) suggested viable counts of 10^5 or greater of *C. perfringens* per gram as one of the criteria for incriminating *C. perfringens* as a causative agent of foodborne illness in finished product. However, foods responsible for *C. perfringens* outbreaks were found usually to contain 10^6 vegetative *C. perfringens* cells per gram.

In FSIS microbiological raw product surveys, samples were found to contain more than 1000 *C. perfringens* per gram. There is some probability that greater than 10^4 *C. perfringens* per gram can occur in the raw product on rare occasions. It is a conservative assumption that the great majority of *C. perfringens* in the raw product are spores.

2. Heating activates spores that, during cooling, become vegetative cells that can multiply to hazardous levels. If there are more than 10^4 *C. perfringens* (spores) per gram on raw product, it is possible that there may be more than 10^4 vegetative *C. perfringens* per gram in the product

if it is improperly cooled after cooking.

3. Based on the CDC recommended upper limit of 10^5 which should not be exceeded, it was determined that a limit of no more than 1 \log_{10} growth of *C. perfringens* would be appropriate to ensure that there would be no more than 10^5 *C. perfringens* per gram on the finished product after cooling.
4. The performance standard was discussed with experts on clostridia research. The experts agreed that limiting the relative growth of *C. perfringens* to no more than 1 \log_{10} would be reasonable and somewhat conservative with respect to product safety. (64 FR 732, January 6, 1999, Performance Standards for the Production of Certain Meat and Meat Products).

In response to the CFP recommendation, the FSIS Administrator and CFSAN agreed that the data referenced in the CFP recommendation do not support a change in the FSIS guidance or the Food Code Rule -.04(6)(d) and considered it inadvisable to ask the NACMCF to undertake the task requested for several reasons:

1. The study did not address growth of *C. botulinum*.
2. The results are from a carefully controlled laboratory study in which cooling of the product was steady and continuous, conditions difficult to maintain in most commercial processing or retail environments even with data loggers and other control mechanisms in place.
3. The study was done only on ground beef and may not be applicable to other meat and poultry or to other time/temperature control for safety foods.

As an alternative response, CFSAN and FSIS advised CFP that they would provide this written position paper to clarify their joint position on the cooling issues.

Cooling Methods

Large food items, such as roasts, turkeys, and large containers of rice or refried beans, take longer to cool because of the mass and volume from which heat must be removed. By reducing the volume of the food in an individual container, the rate of cooling is dramatically increased and opportunity for pathogen growth is minimized. If the hot food container is tightly covered, the rate of heat transfer is reduced, i.e., the time required for cooling and the time the food is exposed to optimal temperatures for bacterial multiplication or toxin production are increased.

Alternatives to conventional methods include avoiding the need to cool larger masses by preparing smaller batches closer to periods of service or chilling while stirring hot food in containers within an ice water bath. Commercial refrigeration equipment is designed to hold cold food temperatures, not cool large masses of food. Rapid chilling equipment is designed to cool the food to acceptable temperatures quickly by using very low temperatures and high rates of air circulation.

Time/Temperature Control for Safety Food, Hot and Cold Holding

Bacterial growth and/or toxin production can occur if time/temperature control for safety food remains in the temperature "Danger Zone" of 41°F to 135°F too long. Up to a point, the rate of growth increases with an increase in temperature within this zone. Beyond the upper limit of the optimal temperature range for a particular organism, the rate of growth decreases. Operations requiring heating or cooling of food should be performed as rapidly as possible to avoid the possibility of bacterial growth.

The only times that time/temperature control for safety foods are allowed to be held at temperatures above 41°F or below 135°F – the temperature danger zone – is during times of preparation, cooking, cooling, or when time is used as the public health control of foodborne pathogens. This is provided in the Chapter because of the recognition that necessary time must be allowed for foods to be processed. Even during these points of processing foods, time must be managed to conduct these processes with the least amount of time possible or not to exceed time as established by the Chapter.

Cold Holding

Maintaining TCS foods under the cold temperature control requirements prescribed in this code will limit the growth of pathogens that may be present in or on the food and may help prevent foodborne illness. All microorganisms have a defined temperature range in which they grow, with a minimum, maximum, and optimum. An understanding of the interplay between time, temperature, and other intrinsic and extrinsic factors is crucial to selecting the proper storage conditions for a food product. Temperature has dramatic impact on both the generation time of an organism and its lag period.

When considering growth rate of microbial pathogens, time and temperature are integral and must be considered together. Increases in storage and/or display temperature will decrease the shelf life of refrigerated foods since the higher the temperature, the more permissive conditions are for growth.

Hot Holding

In a January 2001 report, the National Advisory Committee on Microbiological Criteria for Foods (NACMCF) recommended that the minimum hot holding temperature specified in the Food Code:

- Be greater than the upper limit of the range of temperatures at which *Clostridium perfringens* and *Bacillus cereus* may grow; and
- Provide a margin of safety that accounts for variations in food matrices, variations in temperature throughout a food product, and the capability of hot holding equipment to consistently maintain product at a desired target temperature.

C. perfringens has been reported to grow at temperatures up to 126°F. Growth at this upper limit requires anaerobic conditions and follows a lag phase of at least several hours. The literature

shows that lag phase duration and generation times are shorter at incubation temperatures below 120°F than at 125°F. Studies also suggest that temperatures that preclude the growth of *C. perfringens* also preclude the growth of *B. cereus*.

CDC estimates that approximately 250,000 foodborne illness cases can be attributed to *C. perfringens* and *B. cereus* each year in the United States. These spore-forming pathogens have been implicated in foodborne illness outbreaks associated with foods held at improper temperatures. This suggests that preventing the growth of these organisms in food by maintaining adequate hot holding temperatures is an important public health intervention.

Taking into consideration the recommendations of NACMCF and the 2002 Conference for Food Protection meeting, FDA believes that maintaining food at a temperature of 135°F or greater during hot holding is sufficient to prevent the growth of pathogens and is therefore an effective measure in the prevention of foodborne illness.

Ready-to-Eat, Time/Temperature Control for Safety Food, Date Marking and Disposition

Refrigeration prevents food from becoming a hazard by significantly slowing the growth of most microbes. The growth of some bacteria, such as *Listeria monocytogenes*, is significantly slowed but not stopped by refrigeration. Over a period of time, this and similar organisms may increase their risk to public health in ready-to-eat foods.

Based on a predictive growth curve modeling program for *Listeria monocytogenes*, ready-to-eat, time/temperature control for safety food may be kept at 41°F a total of 7 days. Food which is prepared and held, or prepared, frozen, and thawed must be controlled by date marking to ensure its safety based on the total amount of time it was held at refrigeration temperature, and the opportunity for *Listeria monocytogenes* to multiply, before freezing and after thawing. Time/temperature control for safety refrigerated foods must be consumed, sold or discarded by the expiration date.

Date marking is the mechanism by which the Chapter requires active managerial control of the temperature and time combinations for cold holding. Industry must implement a system of identifying the date or day by which the food must be consumed, sold, or discarded. Date marking requirements apply to containers of processed food that have been opened and to food prepared by a food establishment, in both cases if held for more than 24 hours, and while the food is under the control of the food establishment. This provision applies to both bulk and display containers.

A date marking system may be used which places information on the food, such as on an overwrap or on the food container, which identifies the first day of preparation, or alternatively, may identify the last day that the food may be sold or consumed on the premises. A date marking system may use calendar dates, days of the week, color-coded marks, or other effective means, provided the system is disclosed to the Regulatory Authority upon request, during inspections.

FDA/USDA/CDC *Listeria monocytogenes* Risk Assessment

In September, 2003, FDA, in cooperation with USDA/FSIS and CDC, released the Quantitative Assessment of the Relative Risk to Public Health from Foodborne *Listeria monocytogenes* Among Selected Categories of Ready-to-Eat Foods at <https://www.fda.gov/food/cfsan-risk-safety-assessments/quantitative-assessment-relative-risk-public-health-foodborne-listeria-monocytogenes-among-selected>. This initiative included the development of 23 separate risk assessments and analysis of the relative risks of serious illness and death associated with consumption of 23 categories of ready-to-eat foods. These categories included: seafood, produce, meats, dairy products, and deli salads.

In examining these closely, FDA showed that 5 factors are important in measuring the public health impact to consumers from foodborne listeriosis. These factors are: (1) amounts and frequency of consumption of a ready-to-eat food; (2) frequency and levels of *L. monocytogenes* in a ready-to-eat food; (3) potential of the food to support growth of the bacterium during refrigeration; (4) refrigerated storage temperature; and (5) duration of refrigerated storage before consumption.

Based on these 5 factors, the 23 categories of ready-to-eat foods were ranked according to their relative risk of contamination and growth of *Listeria monocytogenes*. The risk categories used were: very high risk; high risk; moderate risk; low risk; and very low risk.

Impact of the *Listeria monocytogenes* Risk Assessment on Date Marking

Based on the results of the risk assessment and the recommendations from the 2004 Conference for Food Protection meeting, it was necessary to re-evaluate date marking in an effort to focus the provision on very high and high risk foods, while at the same time, exempting foods that present a very low, or low risk of contamination and growth of *Listeria monocytogenes*. Based on this evaluation, date marking provisions of the Food Code do not apply to the following foods:

Deli Salads Prepared and Packaged in a Food Processing Plant

Examples of deli salads include ham salad, chicken salad, egg salad, seafood salad, pasta salad, potato salad, and macaroni salad, manufactured according to 21 CFR 110. According to data from the risk assessment, deli salads prepared and packaged by a food processing plant contain sufficient acidity, along with the addition of preservatives (e.g., sorbate, benzoates), to prevent the growth of *Listeria monocytogenes*. There are estimates that 85% of all deli salads are prepared and packaged in a food processing plant and do not support growth. Based on discussions with deli salad manufacturers and trade associations, it is a nearly universal practice for food processing plants preparing and packaging deli salads to add one or more preservatives that inhibit the growth of *Listeria monocytogenes*. Based on their wide use within this segment of the industry and their effectiveness at inhibiting the growth of *Listeria monocytogenes*, all deli salads prepared and packaged in a food processing plant are exempt from date marking. However, all deli salads prepared in a food establishment require date marking.

Hard and Semi-Soft Cheeses

In December 1999, FDA issued an exemption from date marking for certain types of hard and semi-soft cheeses based on the presence of several factors that may control the growth of *Listeria monocytogenes*. These factors may include organic acids, preservatives, competing microorganisms, pH, water activity, or salt concentration. The results of the risk assessment support this interpretation and therefore, hard, and semi-soft cheeses each manufactured according to 21 CFR 133 are exempt from date marking.

Hard Cheeses Exempt from Date Marking	Semi-Soft Cheeses Exempt from Date Marking
Asadero	Asiago soft
Abertam	Battelmatt
Appenzeller	Bellelay (blue veined)
Asiago medium or old	Blue
Bra	Brick
Cheddar	Camosum
Christalina	Chantelle
Colby	Edam
Cotija Anejo	Fontina
Cotija	Gorgonzola (blue veined)
Coon	Gouda
Derby	Havarti
Emmentaler	Konigskase
English Dairy	Limburger
Gex (blue veined)	Milano
Gloucester	Manchegeo
Gjetost	Monterey
Gruyere	Muenster
Herve	Oka
Lapland	Port du Salut
Lorraine	Provolone
Oaxaca	Queso de Bola
Parmesan	Queso de la Tierra
Pecorino	Robbiole
Queso Anejo	Roquefort (blue veined)
Queso Chihuahua	Samsoe
Queso de Prensa	Tilsiter
Romanello	Trappist
Romano	
Reggiano	
Sapsago	
Sassenage (blue veined)	
Stilton (blue veined)	

Hard Cheeses Exempt from Date Marking	Semi-Soft Cheeses Exempt from Date Marking
Swiss Tignard (blue veined) Vize Wensleydale (blue veined)	

Cultured Dairy Products

Cultured dairy products include yogurt, sour cream, and buttermilk, each manufactured according to 21 CFR 131. Many of these products often are low pH foods manufactured with lactic acid fermentation. Data from the risk assessment show that *Listeria monocytogenes* does not grow in these foods and therefore, these products are exempt from date marking.

Preserved Fish Products

Preserved fish products include pickled herring and dried, or salted cod, and other acidified fish products, manufactured according to 21 CFR 114. Data from the risk assessment show that the high salt and/or acidity of these products does not allow for the growth of *Listeria monocytogenes* and therefore, these products are exempt from date marking. This exemption does not apply to hot or cold smoked fish products, nor does it apply to fish products that are dried, marinated, or otherwise preserved on-site, in a food establishment, such as ceviche.

Shellstock

Although *Listeria monocytogenes* has been isolated from shellstock there have been no reported Listeriosis cases linked to the consumption of this product at retail. The competitive microflora present in and on shellstock inhibits the growth of *Listeria monocytogenes* to harmful levels when the product is held under refrigeration at retail. Therefore, shellstock are exempt from date marking.

USDA-regulated products

Date marking provisions of the Food Code do not apply to shelf stable ready-to-eat meat and poultry products. Shelf stable ready-to-eat meat and poultry products are not required by USDA to be labeled “Keep Refrigerated.” For these products, the nitrite and salt in the cure and the lower pH resulting from fermentation give additional protection against microbial growth. Some fermented sausages and salt-cured products are shelf stable, do not require refrigeration, and do not bear the label “Keep Refrigerated.” To be shelf stable, a product manufactured under USDA inspection must have a process that results in a product that meets one of the recognized objective criteria for shelf stability, such as water activity, moisture-protein ratio (MPR), or combination of MPR and pH (acidity). Therefore, they are exempt from the Food Code date marking requirements.

Shelf stable fermented sausages such as pepperoni and dry salami do not have to be refrigerated or date marked. Shelf stable salt-cured products such as prosciutto, country cured ham, or Parma ham do not require refrigeration or Food Code date marking. Other salt-cured products include basturma, breasaola, coppa, and capocollo.

Some ready-to-eat fermented sausages and salt-cured products must be refrigerated and therefore bear the USDA-required label “Keep Refrigerated.” Examples of these products are cooked bologna, cooked salami, and sliced country ham which are ready-to-eat fermented products that need refrigeration. Bologna is a cooked, perishable sausage and there are other salamis, e.g., cotto that are perishable.

The intact casing on shelf-stable sausages may be overwrapped to protect the cut face of the sausage. With shelf stable (non-time/temperature control for safety food) sausages, the intact casing provides a barrier to contamination (although not an absolute one), the exposed face is likely to be sliced again within 4 or 7 days, and contamination is minimized because only the face is exposed. The coagulated protein that occurs on the surface of some nonshelf stable cooked sausages is not a casing.

Slices of cured and fermented sausages that require refrigeration and are kept for 24 hours or longer do need to be date marked.

If open dating information is applied to lunchmeats at a federally inspected meat or poultry establishment, the information must comply with the requirements in 9 CFR 317.8 and 381.129. However, such dating is not required by USDA/FSIS and if applied, would not supercede or replace date marking requirements established by the Food Code or by State/local authorities that apply after the food is opened in a retail establishment.

Manufacturer’s use-by dates

It is not the intent of this provision to give a product an extended shelf life beyond that intended by the manufacturer. Manufacturers assign a date to products for various reasons, and spoilage may or may not occur before pathogen growth renders the product unsafe. Most, but not all, sell-by or use-by dates are voluntarily placed on food packages. If a non-TCS food exceeds, the expiration date there is a potential for mold growth which is considered adulterated.

Although most use-by and sell-by dates (non-TCS foods) are not enforceable by regulators, the manufacturer's use-by date is its recommendation for using the product while its quality is at its best. Since expired food is most times a quality issue, the provision for expired foods was modified to address foods that by law, or model ordinance, cannot be sold after their expiration dates (eggs, milk, infant formula, shucked oysters). In focusing on risk, the expiration, use by, or sell by dates that the Health Authority will be concerned about, in addition to the aforementioned, are those that apply to time/temperature for safety foods (TCS) that have a “keep refrigerated” label. This requires an assessment by the EHS because there are certain foods in which refrigeration requirements may vary based on their ingredients. For example, a chocolate cake may not require

refrigeration, but a cake with cream cheese icing would, so the cream cheese icing cake should be labeled as “keep refrigerated,” and therefore could not be sold after the expiration date. This does not apply to foods that have “keep refrigerated after opening,” or similar statements, on the label since these products are typically held as shelf-stable products, not requiring refrigeration at the point of sale. As far as frozen TCS foods, the EHS must verify whether the handling statement on the package says keep refrigerated or keep frozen. If the handling statement is included on the package, then it cannot be sold or held for sale past the stated date. This would include refrigerated products that are placed in a freezer immediately before the expiration date.

Using Time as a Public Health Control

The 2000 Conference for Food Protection (CFP) meeting recommended that FDA ask the National Advisory Committee on Microbiological Criteria for Foods (NACMCF) to review the Food Code provision that addresses using time alone as a public health control, section 3-501.19. In response to the CFP recommendation, FDA in consultation with USDA/FSIS, determined that there is sufficient scientific information available to support the current provision in the Food Code without requesting consideration by the NACMCF. As an alternative response, FDA informed the CFP that it would provide the following position paper on using time alone as a public health control.

Position Paper

Rule .04(6)(i) allows time/temperature control for safety food that is ready-to-eat (RTE) to be stored without temperature control for up to 4 hours, after which it must be discarded or consumed or for up to 6 hours for refrigerated food, if the food is 41°F when initially removed from temperature control, and as long as the food temperature does not exceed 70°F. The following information is provided to explain the reasoning in allowing time alone to be used as a public health control for food safety.

Background Information

Food kept without temperature control allows product to warm or cool as it equilibrates with the environment. Each temperature scenario incurs different risks in regard to the type of foodborne pathogens able to grow and the rate of growth likely to occur. For both cooling and warming conditions, growth depends on the amount of time the food spends in an optimum growth temperature range during its equilibration with its surroundings. Several factors influence the rate of temperature change in a food, such as the type of food, thickness of the food, and temperature differential between the food and its surroundings. When evaluating the safety of a 4-hour limit for food with no temperature control, products and environmental parameters must be selected to create a worst-case scenario for pathogens growth and possible toxin production.

Holding Cold Food Without Temperature Control

When a food is removed from refrigerated storage and begins to warm to room temperature, *Listeria monocytogenes* is a primary organism of concern. Even while food is held at refrigeration temperatures, the growth potential of *L. monocytogenes* warrants concern for time/temperature

control for safety foods RTE foods. Although the FDA and USDA have a zero tolerance for *L. monocytogenes* in RTE food, conditions are permitted in the Food Code that would allow *L. monocytogenes* cells 1 log of growth (3.3 generations). *Salmonella* is also a concern especially with products containing eggs. However, *L. monocytogenes* grows more rapidly than *Salmonella* at refrigeration and room temperatures. By ensuring minimal *Listeria* growth in food, the threat from *Salmonella* would be negligible. Warming conditions will allow food to remain exposed to temperatures that allow *B. cereus* to produce emetic toxin. However, the 4-hour time constraint in the Food Code is sufficient to prevent any toxin formation.

For food refrigerated at 41°F then transferred to an ambient temperature of 75°F for 4 hours, the growth rate of *L. monocytogenes* remains slow enough to ensure that the critical limit of 1 log growth is not reached. Published generation times at 75°F for *L. monocytogenes* in food were not found, however published values at 68°F and 70°F in egg and milk products confirmed slow *L. monocytogenes* growth at room temperatures.

Using the USDA Pathogen Modeling Program (PMP) and assuming the optimum conditions of pH 6.8, 0.5% NaCl, 0.0% nitrite, *L. monocytogenes* would require more than 4 hours to grow 1 log at 75°F. The PMP is based on broth studies and not on food products. Therefore, the growth rates reported at various temperatures by the PMP are faster than growth rates in most food products. Another factor exaggerating the growth rate in this warming scenario as predicted by the PMP is the assumption that the food product spent all 4 hours at 75°F. Obviously food equilibrates with the surrounding environment at a gradual rate and would not equilibrate instantly.

Unfortunately, there are no models that take changing temperatures into consideration when predicting growth. Likewise, there are very few published papers dealing with the growth of organisms in food during warming. The conservative nature of the 4-hour limit for keeping foods without temperature control allows for a needed margin of safety if the temperature of the environment is higher than 75°F.

It is important to note that time/temperature control for safety foods held without cold holding temperature control for a period of 4 hours do not have any temperature control or monitoring. These foods can reach any temperature when held at ambient air temperatures as long as they are discarded or consumed within the four hours.

Holding Hot Food without Temperature Control

The second scenario for food without temperature control exists when food is cooked according to Food Code recommendations, then kept at room temperature for 4 hours before discarding. Foodborne pathogens of concern for an uncontrolled temperature scenario are sporeformers including *Clostridium perfringens* and *Bacillus cereus*. Food cooked according to Food Code guidelines should be free of vegetative cells. However, the heat requirements are not sufficient to kill spores of *C. perfringens* or *B. cereus* and may actually serve as a heat shock that activates the spores. *B. cereus* is found commonly in outbreaks attributed to inadequate hot holding of starchy foods like rice and has been isolated in a multitude of food products. *C. perfringens* is found commonly in outbreaks attributed to inadequate hot holding of beef and poultry. Despite the prevalence of both spores in nature, *C. perfringens* cases are estimated to be more numerous than

B. cereus cases by a factor of 10.

B. cereus can produce emetic toxin in food, and the optimum temperature for the production of toxin is between 77°F and 86°F. However, the time needed to produce the toxin is longer than the time the food will be exposed to any temperature range with a 4-hour holding limit. Both *C. perfringens* and *B. cereus* produce enterotoxin inside the intestine of the infected host if substantial numbers of vegetative cells are present in the food (10^{5-7} CFU/g). Although the reported levels of both spores in raw foods vary in the literature, generally the level expected in food can be assumed to be low (around 10-1000 CFU/g). This implies that conditions allowing 1 log growth of either spore could be tolerated in food.

During the time without temperature control, the temperature of the food could decrease slowly enough to expose spores of both organisms to optimal growth conditions for a significant length of time. Like warming, several variables exist that determine the rate of heat transfer. Because of the wide variety of foods prepared it would be impossible to generalize how fast a typical product loses temperature after cooking. As with warming, it is prudent to imagine a worst-case scenario where heat loss is slowed. A beef roast slow cooked to 130°F for the appropriate time according to the Food Code was used as consideration for possible spore growth. Cooking roast beef to 130°F can create an anaerobic environment in both the meat and gravy. The low internal temperature creates a small temperature differential with the environment (assumed at 75°F), allowing for a slower decrease in the food's temperature.

After evaluating published studies as well as data collected at the FDA, the surface of a roast beef or rolled meat product would lose heat quickly enough to discourage significant growth of either *C. perfringens* or *B. cereus*. If all spores were distributed on the surface of the product by either pre- or post-cooking contamination, storing this product for 4 hours at room conditions would be considered safe. Likewise, products that are stirred or products that lose heat faster than a roast would also be considered safe.

----- End of position paper -----

At the 2004 meeting of the CFP, a committee submitted, and the Conference accepted a document that examined scientific research related to the growth of *Listeria monocytogenes*, and the influence of time and temperature on its growth.

The 2004 CFP report stated that the USDA-PMP program can be used as a tool to estimate time periods for a 1-log increase in growth for *Listeria monocytogenes* in ideal (laboratory media) growth conditions. Using this modeling approach, at 41°F, 45°F, and 50°F, the time for a 1-log increase was, 87.8, 53.9, and 34.7 hours, respectively. At room temperature (70°F) a 1-log increase was noted at 5.2 hours and at ideal growth temperatures (95°F), the reported time for a 1-log increase was 3.0 hours. In general, the data from the USDA-PMP program provides very conservative growth data and, in most cases, growth would be expected to be less rapid in a food system. This table does provide comparative information relative to growth rates at different holding temperatures in the event that time was used as a factor in managing food safely.

The report further recommended that food could safely be held for up to 6 hours without external

temperature control as long as the food temperature did not exceed 70°F. Based on that report and data from the Quantitative Assessment of the Relative Risk to Public Health from Foodborne *Listeria monocytogenes* Among Selected Categories of Ready-to-Eat Foods September 2003, the Food Code allows time/temperature control for safety food to be stored up to 6 hours without external temperature control provided that the food temperature does not exceed 70°F and the food is discarded or consumed at the end of the 6 hours.

The Safety of the Time as a Public Health Control Provision from Cooking Temperatures (135°F or above) to Ambient

FDA conducted in-house laboratory experiments to test the safety of the existing TPHC provisions of 4 hours without temperature control starting with an initial temperature of 135°F or above. *Clostridium perfringens* was chosen to represent a worst case scenario pathogen for foods allowed to cool from cooking temperatures to ambient without temperature control, because its spores can survive normal cooking procedures, it can grow at relatively high temperatures (>120°F) and it has a short lag period. *C. perfringens* spores were inoculated into foods that were cooked and then cooled to yield a cooling curve that would promote outgrowth as quickly as possible. The growth data suggest that the existing 4-hour TPHC provision will be safe for 6 hours after cooking, with the additional 2-hour margin of safety built-in for consumer handling.

Consumer Handling Practices Study

An Audits International study was funded in 1999 by FDA to determine the food handling practices of consumers purchasing food at retail and returning home to refrigerate their items. Forty-six (46) states are represented, and the data comprises several food groups purchased from different grocery-store types. The food groups represented were: pre-packaged lunch meat, deli-counter products, seafood, fresh meat, pre-packaged deli product, liquid dairy, semi-solid dairy product, ice cream, frozen entrées, frozen novelties and whipped topping.

The study evaluated information regarding time and food temperature at retail food stores, time to reach home refrigeration, temperature after transport home, location and type of retail establishment where purchase was made and type of product purchased.

For product temperature at retail and after transportation, 5 product categories were used: pre packaged lunch meat, pre packaged deli product, deli counter products, seafood and fresh meat. These categories were considered most applicable to the TPHC recommendations. The temperature ranges for these products at retail and after transport to the home are summarized in Figures 1 and 2 respectively. The data suggest that with current retail refrigeration practices, 25% of items are held above 45°F (Figure 1). The data also show that by the time the product arrives at the home, 98% of products were at 65°F or less (Figure 2).

The time of transport for all food categories from the retail establishment to home refrigeration was also recorded. The data summarized in Figure 3 shows that over 97% of the foods purchased were ready to be placed in refrigeration within 2 hours of purchase. For this histogram, all food categories except for frozen entrées were included. Because all foods end up bagged and

transported together, the time each product was transported to the home was considered a valid data point and therefore used. Based on the data, a benchmark was established that TCS foods purchased in a food establishment would be either consumed, or placed under temperature control, within 2 hours

Figure 1. Temperatures of refrigerated products at retail (Audits International).

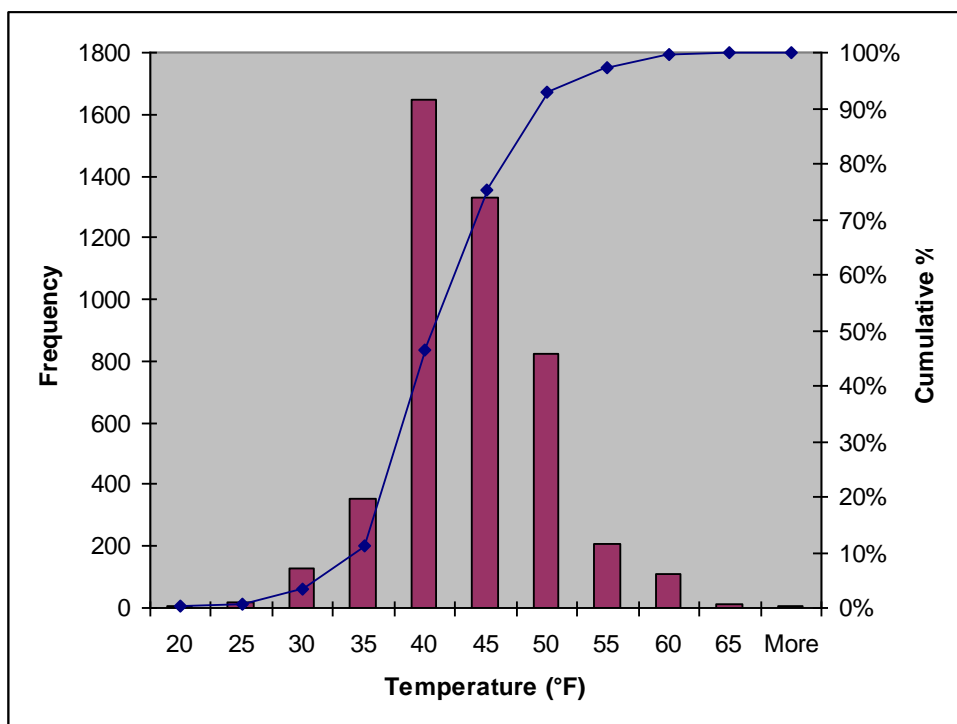


Figure 2. Product temperatures after transport to the home (Audits International).

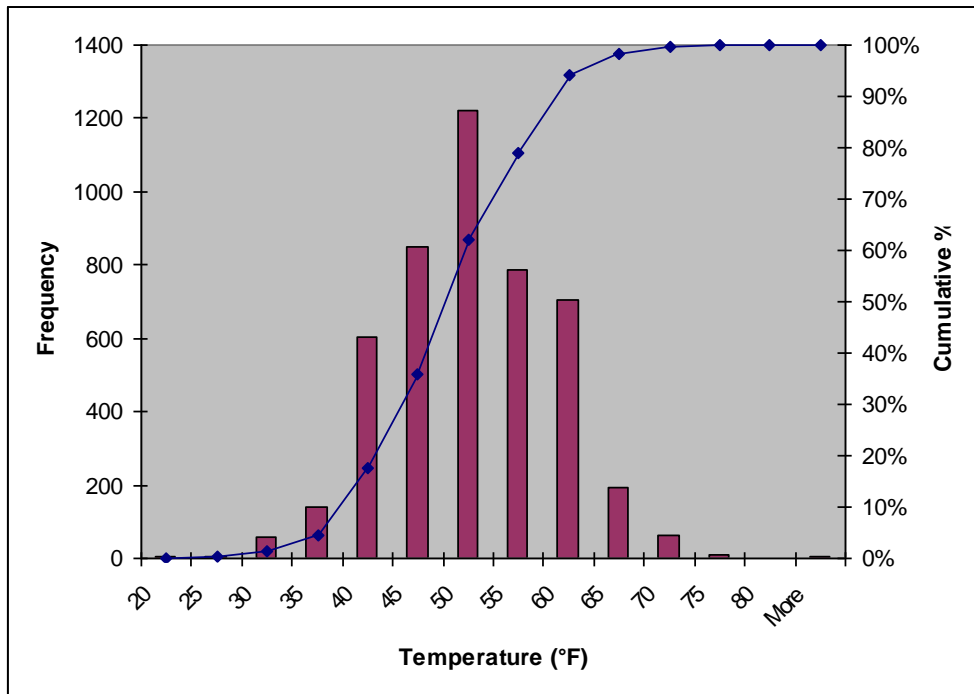
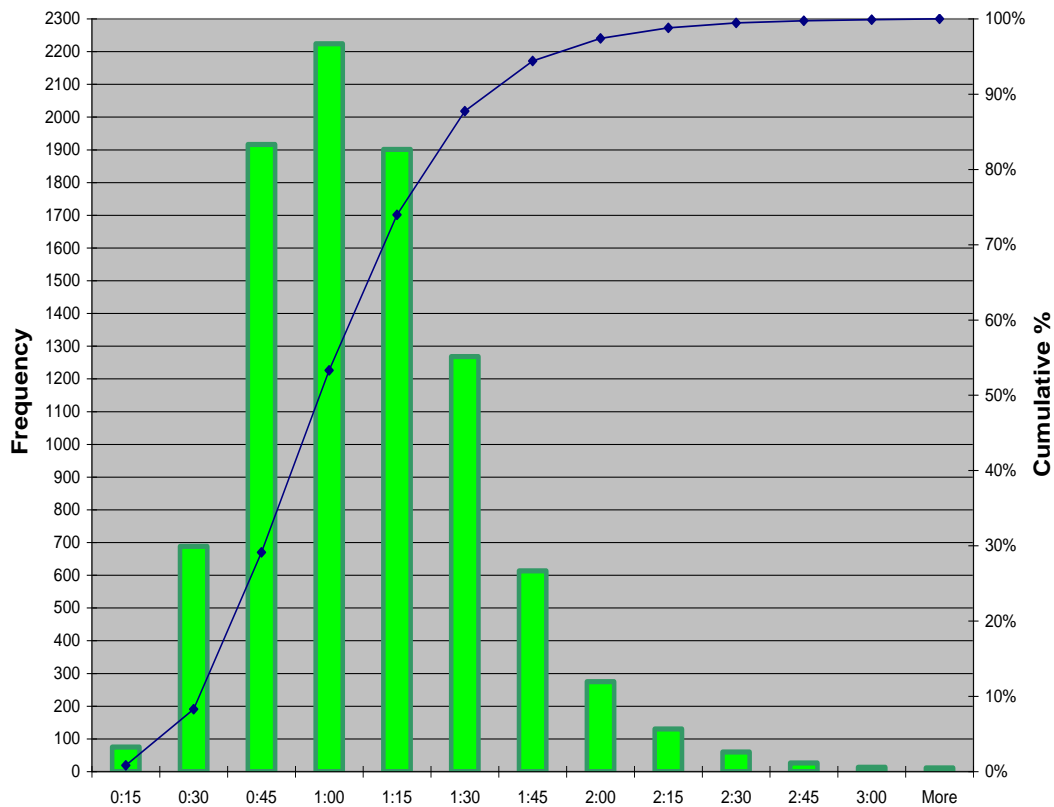


Figure 3. Times reported for transport of grocery items from the retail outlet to the home (Audits International).



The Safety of the Time as a Public Health Control Provision from Refrigeration Temperatures (41°F or less) to Ambient

As noted above, the current TPHC provision has two time provisions. Food can be kept with no temperature stipulations for 4 hours in a food establishment, at which time the food must be cooked and served, served if RTE, or discarded within the four hours. However, if food does not exceed 70°F, it may be held for 6 hours and cooked and served, served if RTE or discarded within the six hours. For foods warming from refrigeration to ambient temperatures, the data from the Audits International study outlined above, along with simulations from the USDA Pathogen Modeling Program (PMP), were used to determine the safety of the existing TPHC recommendations.

Assuming pathogen growth in foods going from refrigeration (41°F or less) to ambient temperature, the following parameters were used for the PMP simulation:

- 65°F was used as the temperature for the entire simulation;
- 2 hours were added to all times (4h or 6h) allowed in the current TPHC recommendation, to factor in transportation time (per the Audits International study outlined above);
- The data were generated from PMP broth models (pH 6.8), with the minimal NaCl and no sodium nitrite.

Table 1 summarizes the predicted growth of *Bacillus cereus* (vegetative), *Escherichia coli*, *Listeria monocytogenes*, *Salmonella* spp., *Shigella flexneri*, and *Staphylococcus aureus*, using the PMP and based on the assumptions discussed above. The data predicted that less than 1-log growth would be seen for each organism, during the 8 hour time period. Thus, the data show that the current 4 and 6 hour TPHC provisions from 41°F or less to ambient, allow minimal growth of a number of pathogens of concern.

Table 1. The USDA Pathogen Modeling Program estimation of growth (Log CFU/g) of several pathogens for 6 hours or 8 hours, at 65°F.

Pathogens	6 Hours	8 hours
<i>B. cereus</i> (vegetative cells)	0.62	0.87
<i>E. coli</i>	0.35	0.52
<i>L. monocytogenes</i>	0.47	0.71
<i>Salmonella</i> Spp.	0.25	0.41
<i>S. flexneri</i>	0.26*	0.34*
<i>S. aureus</i>	0.38*	0.51*

* Model predictions were in 5 hour increments, the 6 and 8 hour data was extrapolated between 5 hour and 10 hour predictions.

References

U.S. Department of Agriculture. 1997. *Pathogen Modeling Program*. USDA Agricultural Research Service, Wyndmoor, PA.

Food and Drug Administration. 2006. Growth of *Clostridium perfringens* inoculated into beef roasts and meatloaf (unpublished data).

Raw eggs

Recipes in which more than one egg is combined carry an increased risk of illness and possible serious consequences for certain people. It is due to this increased risk, and documented occurrences of foodborne illness and death among highly susceptible populations from temperature-abused raw shell eggs contaminated with ***Salmonella Enteritidis***, that the use of time as a public health control in institutional settings is not allowed.

Specialized Processing Methods

Variance Requirement

Specific food processes that require a variance have historically resulted in more foodborne illness than standard processes. They present a significant health risk if not conducted under strict operational procedures. These types of operations may require the person in charge and food employees to use specialized equipment and demonstrate specific competencies. The variance requirement is designed to ensure that the proposed method of operation is carried out safely. Please refer to pages 26-29 for information on the variance process and contents of a HACCP plan.

Reduced Oxygen Packaging Without a Variance, Criteria

Reduced oxygen packaging (ROP) encompasses a large variety of packaging methods where the internal environment of the package contains less than the normal ambient oxygen level (typically 21% at sea level), including vacuum packaging (VP), modified atmosphere packaging (MAP), controlled atmosphere packaging (CAP), cook chill processing (CC), and sous vide (SV). Using ROP methods in food establishments has the advantage of providing extended shelf life to many foods because it inhibits spoilage organisms that are typically aerobic. ROP may also offer benefits related to time and labor savings, portion control and quality retention. However, ROP can also increase the potential for the growth of certain pathogens in the absence of the growth of competing spoilage organisms. For example, if certain controls are not in place, the formation of ***C. botulinum*** toxin may occur before spoilage renders the product unacceptable to the consumer.

The type of food, the production and packaging methods used, and the packaging material can impact the level of oxygen present within a package and within the food matrix. Combinations of some or all of these variables may result in an oxygen level within a package, or within a food matrix, that is less than 21%. While ROP may involve different foods and different packaging materials, each process is characterized by the deliberate removal of oxygen from or the reduction in the oxygen level in the package or the food matrix at the time of packaging.

Certain foodborne pathogens that are anaerobes or facultative anaerobes are able to multiply under either aerobic or anaerobic conditions. Therefore, special controls are necessary to control their growth. Refrigerated storage temperatures of 41°F may be adequate to prevent growth and/or

toxin production of some pathogenic microorganisms but non-proteolytic *C. botulinum* and *L. monocytogenes* are able to multiply well below 41°F. For this reason, *C. botulinum* and *L. monocytogenes* are the pathogens of concern for ROP. Controlling their growth will control the growth of other foodborne pathogens as well.

Reduced Oxygen Packaging with Two Barriers

When followed as written, the ROP methods in this section all provide controls for the growth and/or toxin production of *C. botulinum* and *L. monocytogenes* without a variance. Paragraph 3-502.12 (B) identifies an ROP method with secondary barriers that will control *C. botulinum* and *L. monocytogenes* when used in conjunction with a food storage temperature of 5°C (41°F) or less. These barriers are:

- a_w of 0.91 or less;
- pH of 4.6 or less;
- cured, USDA inspected meat or poultry products using substances specified in 9 CFR 424.21; or
- high levels of competing microorganisms such as those found on raw meat or raw poultry or raw vegetables.

The barriers described above are effective controls for *C. botulinum* and *L. monocytogenes* in reduced oxygen packaged foods because:

- *C. botulinum* will not produce toxin below an a_w of 0.91, and the minimum a_w for growth of *L. monocytogenes* is 0.92.
- *C. botulinum* will not produce toxin when the pH is 4.6 or below and *L. monocytogenes* will generally not grow at this pH under refrigeration temperatures.
- Nitrite, used in meat and poultry curing, inhibits the outgrowth of *C. botulinum* spores.
- Most foodborne pathogens do not compete well with other microorganisms. Therefore, foods that have a high level of spoilage organisms or lactic acid bacteria that grow under ROP conditions can safely be packaged using ROP and held for up to 30 days at 41°F.

Other intrinsic or extrinsic factors can also control the growth and/or toxin production of *C. botulinum* and *L. monocytogenes*.

Foods that are not time/temperature control for safety food (TCS) should not support the growth of *C. botulinum* and *L. monocytogenes*. Therefore, the reduced oxygen packaging HACCP requirements for ROP apply only to TCS foods.

Reduced Oxygen Packaging with One Barrier (Cook-Chill and Sous Vide)

Some foods may not have secondary barriers to prevent the growth of *C. botulinum* and *L. monocytogenes*, such as a_w , pH, nitrite in cured meat products, high levels of competing microorganisms or intrinsic factors in certain cheeses. When these foods are packaged using a reduced oxygen packaging process, time/temperature becomes the critical controlling factor for growth of *C. botulinum* and *L. monocytogenes*. Non-proteolytic *C. botulinum* spores are able to germinate and produce toxin at temperatures down to 38°F. Therefore, holding ROP foods at 38°F or less should prevent the formation of *C. botulinum* toxin. *L. monocytogenes* is able to grow, although very slowly, at temperatures down to -1°C (30°F). The lag phase and generation time of both pathogens becomes shorter as the storage temperature increases. In cook-chill processing (where food is cooked then sealed in a barrier bag while still hot) and sous vide processing (where food is sealed in a barrier bag and then cooked), both depend on time/temperature alone as the only barrier to pathogenic growth. Therefore, monitoring critical limits including those established for cooking to destroy vegetative cells, cooling to prevent outgrowth of spores/toxin production, and maintaining cold storage temperatures to inhibit growth and/or toxin production of any surviving pathogens is essential. Three separate options are provided in Rule -.04(6)(k)4.(ii)(V).

These time-temperature combinations will provide equivalent food safety protection without need for a variance. (*L. monocytogenes* will be eliminated by the cooking procedures specified in Rule -.04(5)(a)1-3 and recontamination will be prevented by filling the product into the bag while it is still hot (cook-chill) or by cooking in the sealed bag (sous vide). *C. botulinum* will not grow under the specified time-temperature combinations.)

Since there may not be other controlling factors for *C. botulinum* and *L. monocytogenes* in a cook-chill or sous vide packaged product, continuous monitoring of temperature control and visual examination to verify refrigeration temperatures is important. New technology makes it possible to continuously and electronically monitor temperatures of refrigeration equipment used to hold cook-chill and sous vide products at 1°C (34°F) or 5°C (41°F) or less. Thermocouple data loggers can connect directly with commonly available thermocouple probes. Recording charts are also commonly used. Temperature monitors and alarm systems will activate an alarm or dialer if temperatures rise above preset limits. Nickel-sized data loggers are available to record temperatures that can be displayed using computer software. Since surveys have shown that temperature control in home kitchens is not always adequate, food packaged using cook-chill or sous vide processing methods cannot be distributed outside the control of the food establishment doing the packaging.

Reduced Oxygen Packaging with Cheese

Cheeses, as identified in Rule -.04(6)(k)5.(i) that meet the Standards of Identity for hard, pasteurized process, and semisoft cheeses in 21 CFR 133.150, 21 CFR 133.169, or 21 CFR 133.187, respectively, contain various intrinsic factors, often acting synergistically, that together act as a secondary barrier to pathogen growth along with refrigerated storage at 41°F or less. This combination of factors could include some or all of the following:

- a lower pH;

-
- salt (NaCl) added during processing;
 - low moisture content;
 - added preservatives; and
 - live competing cultures.

The extended shelf life for vacuum packaged hard and semisoft cheeses is based on the intrinsic factors in these cheeses plus the refrigeration temperature of 41°F or less to maintain safety. Examples of cheeses that may be packaged under ROP include Asiago medium, Asiago old, Cheddar, Colby, Emmentaler, Gruyere, Parmesan, Reggiano, Romano, Sapsago, Swiss, pasteurized process cheese, Asiago fresh and soft, Blue, Brick, Edam, Gorgonzola, Gouda, Limburger, Monterey, Monterey Jack, Muenster, Provolone, and Roquefort. Soft cheeses such as Brie, Camembert, Cottage, and Ricotta may not be packaged under reduced oxygen because of their ability to support the growth of *L. monocytogenes* under modified atmosphere conditions.

Reduced Oxygen Packaging with Fish

Unfrozen raw fish and other seafood are specifically excluded from ROP at retail because of these products' natural association with non-proteolytic *C. botulinum* (primarily type E) which grows at 37-38°F. ROP of fish and seafood that are frozen before, during and after the ROP packaging process does not present this hazard.

HACCP Plans with Reduced Oxygen Packaging

A Hazard Analysis and Critical Control Point (HACCP) plan is essential when using ROP processing procedures. *C. botulinum* and *L. monocytogenes* are potential hazards which must be controlled in most TCS foods. Critical control points, critical limits, monitoring, record keeping, corrective actions, and verification procedures will vary based on the type of food and type of ROP technology used. Developing a HACCP plan and providing a copy to the regulatory authority prior to implementation provides notice to the regulatory authority that the food establishment intends to conduct ROP operations and makes it possible to verify that the appropriate ROP procedures are being followed and that the requirements are being met.

When a food establishment intends to conduct ROP and hold the product for more than 48 hours without using one of the secondary barriers (the criteria specified in Rule -.04(6)(k)4.(ii) combined with holding the product at 41°F or less, or hard or semisoft cheeses manufactured using Standards of Identity for those cheeses), it is important that an application for a variance provide evidence that the ROP methodology intended for use is safe.

The Relationship Between Time and Reduced Oxygen Packaging

Time is also a factor that must be considered in ROP at retail. The use of date labels on VP, MAP, and CAP products and assuring those dates do not exceed the manufacturer's "sell by" or "use by" date is intended to limit the shelf life to a safe time period (based on a time in which growth will not occur or involves the presence of two barriers to growth). When these ROP products are frozen, there is no longer a restricted shelf life. The shelf life limits for cook-chill and sous-vide foods are

based on killing all vegetative cells in the cooking process, preventing recontamination, and then refrigerating at 34°F or less for 30 days or 5°C 41°F or less for 7 days after packaging, with stringent temperature monitoring and recording requirements. These criteria allow both institutional-sized cook-chill operations that may feed thousands daily, often including transportation to their satellite locations, and individual restaurants without ice banks and tumble or blast chillers to safely use cook-chill and sous-vide processes.

Rule -.04(6)(1) exempts refrigerated, ROP foods that are always removed from the package within 48 hours of packaging from the requirements of a HACCP plan because growth and toxin formation by anaerobic pathogens in that limited time frame is not considered a significant hazard in such foods.

Accurate Representation

Standards of Identity, Honestly Presented, Labeling Food Labels

The identity of a food in terms of origin and composition is important for instances when a food may be implicated in a foodborne illness outbreak and for nutritional information requirements. Ingredient information is needed by consumers who have allergies to certain food or ingredients. The appearance of a food should not be altered or disguised because it is a cue to the consumer of the food's identity and condition.

Food Labels and Other Forms of Information

Food labels serve as a primary means by which consumers can make informed decisions about their food selections. Many items in a food establishment are provided by the food employee to the consumer upon consumer request. When a consumer orders a specific food or specific amount of food from a food employee, that employee may put the food in a wrapper or carry-out container at the time the order is placed. This food is not considered “packaged”, per the Food Code definition; it was merely wrapped or placed in a carry-out container to facilitate service and delivery of the food to the consumer in a protected manner. When food is under the direct control of the operator and provided to the consumer upon consumer request, the consumer has an opportunity to ask about ingredients, nutrients, allergens and weight.

Alternatively, some food items are enclosed in a container or wrapping for use in the display of that item for consumer self-service. In these instances, the label provides an important source of information for consumers to answer questions about ingredients, allergens, weight, and manufacturer.

List of Ingredients

A list of ingredients on the label enables a consumer to make an informed decision about a packaged food product. Therefore it is important that the list of ingredients accurately describe all of the ingredients present in the food. In some instances, an ingredient itself may be composed of two or more ingredients, or sub-ingredients. The 21 CFR 101.4(b)(2), calls for the sub-ingredients to be declared on the label - d. One example includes parenthetically listing the individual sub-

ingredients in descending order of predominance after the common or usual name of the main ingredient, as illustrated here:

- Bread pudding: bread (*wheat flour, water, yeast, salt, honey*), milk, eggs, and sugar

Another example is to incorporate the common or usual name of each sub ingredient into the list of ingredients in descending order of predominance in the finished food without listing the ingredient itself, as illustrated here:

- Bread pudding: milk, wheat flour, water, eggs, sugar, yeast, salt, and honey.

Food Allergen Labeling

The Food Allergen Labeling and Consumer Protection Act of 2004 (Public Law 108-282) require that all affected packages of food labeled on or after January 1, 2006 identify on the label the names of the food sources of any major food allergens (i.e., the following eight foods and any protein derived from them: milk, egg, fish, Crustacean shellfish, tree nuts, wheat, peanuts, and soybeans) used as ingredients in the food. Providing the name of the food source on the label of packaged foods alerts consumers to the presence of a major food allergen and may prevent an inadvertent exposure. The names of the food sources are the same as the names of the eight foods that are major food allergens, with the exception that for fish, crustacean shellfish, and tree nuts, their respective food source names are the specific species of fish (e.g., bass, flounder, or cod), the specific species of crustacean shellfish (e.g., crab, lobster, or shrimp), and the specific types of tree nuts (e.g., almonds, pecans, or walnuts).

Nutrition Labeling

Certain requirements in the CFR relating to aspects of nutrition labeling became effective in May, 1997. The following attempts to provide guidance regarding those requirements and exemptions as they relate to the retail environment and to alert regulators to authority that has been given to them by the Nutrition Labeling and Education Act (NLEA) of 1990. The statute and the CFR should be reviewed to ensure a comprehensive understanding of the labeling requirements.

I. The following foods need not comply with nutrition labeling in 21 CFR 101 and 9 CFR 317 Subpart B if they do not bear a nutrient claim, health claim, or other nutrition information:

(A) Foods packaged in a food establishment if:

- (1) The food establishment has total annual sales to consumers of no more than \$500,000 (or no more than \$50,000 in food sales alone), and
- (2) The label of the food does not bear a reference to the manufacturer or processor other than the food establishment;

(B) Low-volume food products if:

- (1) The annual sales are less than 100,000 units for which a notification claiming exemption

has been filed with FDA's Office of Nutritional Products Labeling and Dietary Supplements Food Labeling by a small business with less than 100 full-time equivalent employees, or

(2) The annual sales are less than 10,000 units by a small business with less than 10 full-time equivalent employees;

(C) Foods served in food establishments with facilities for immediate consumption such as restaurants, cafeterias, and mobile food establishments, and foods sold only in those establishments;

(D) Foods similar to those specified in the preceding bullet but that are sold by food establishments without facilities for immediate consumption such as bakeries and grocery stores if the food is:

(1) Ready-to-eat but not necessarily for immediate consumption,

(2) Prepared primarily in the food establishment from which it is sold, and

(3) Not offered for sale outside the food establishment;

(E) Foods of no nutritional significance such as coffee;

(F) Bulk food for further manufacturing or repacking; and

(G) Raw fruits, vegetables, and fish.

II. Game animal meats shall provide nutrition information which may be provided by labeling displayed at the point of purchase such as on a counter card, sign, tag affixed to the food, or some other appropriate device.

III. Food packaged in a food processing plant or another food establishment, shall meet the requirements for food labels and enforcement by the regulatory authority is authorized in the NLEA, Section 4. State Enforcement.

Canthaxanthin and Astaxanthin

Canthaxanthin and Astaxanthin are color additives for salmonid fish. According to the FDA Regulatory Fish Encyclopedia, the family Salmonidae includes pink salmon, coho salmon, sockeye salmon, chinook salmon, Atlantic salmon, chum salmon, rainbow trout, cutthroat trout, and brown trout. These color additives may be in the feed that is fed to aquacultured fish. When those fish are placed into a bulk container for shipment, the bulk container will bear a label declaring the presence of canthaxanthin.

Providing this information on the label of fish packaged and offered for sale at retail will inform the consumer of the presence of these additives.

21 CFR 73.75 promulgates requirements for the use of canthaxanthin in salmonid fish. 21 CFR 73.35 promulgates requirements for the use of astaxanthin in salmonid fish. For additional information, see the Federal Register announcement 63 FR 14814, March 27, 1998, Listing of Color Additives Exempt from Certification, Canthaxanthin.

Family Style Service

The permit holder is required to fully disclose how the family-style of service will be provided to consumers prior to their being seated for service. Disclosure must be in the form of a prominently displayed sign containing descriptive language in a letter height of at least 1 inch, so it is easily readable by consumers at the location where consumers wait to be seated and then again, verbally by the host, hostess or server prior to consumers being seated. Once served, any leftover food on the table must be discarded.

Consumer Advisory

Consumption of Raw or Undercooked Animal Foods

Purpose: At issue is the role of government agencies, the regulated industry, and others in providing notice to consumers that animal-derived foods that are not subjected to adequate heat treatment pose a risk because they may contain biological agents that cause foodborne disease. The deliverance of a balanced message that communicates fairly to all consumers and, where epidemiologically supported, attempts to place risk in perspective based on the consumer's health status and the food being consumed is part of the challenge. Notification of risk must be achieved via a meaningful message and in a manner that is likely to affect behavior. The following information is to alert the reader to the options available to food establishments in advising consumers of the increased possibility of foodborne illness when animal-derived foods are eaten raw or undercooked.

FDA submitted to the 1998 CFP meeting an Issue that asked the Conference to discuss an approach that incorporated the knowledge obtained from the consumer testing. It was the consensus of the CFP that satisfactory compliance with the Code's consumer advisory provision is fulfilled when both a disclosure and reminder are provided, as described in Rule -.04 of the Chapter. Disclosure is achieved when there is clear identification of animal-derived foods that are sold or served raw or undercooked, and of items that either contain or may contain (to allow for ingredient substitution) such raw or undercooked ingredients. A third option for the consumer "reminder" was added later. The reminder is a notice about the relationship between thorough cooking and food safety. The information contained in both the disclosure and reminder should be publicly available and readable so that consumers have benefit of the total message (disclosure and reminder) before making their order selections.

Locating the Advisory

Disclosure of raw or undercooked animal-derived foods or ingredients and reminders about the risk of consuming such foods belong at the point where the food is selected by the consumer. Both the disclosure and the reminder need to accompany the information from which the consumer

makes a selection. That information could appear in many forms such as a menu, a placarded listing of available choices, or a table tent.

Applicability

Food Establishments:

The consumer advisory is intended to apply to all food service establishments where raw or undercooked animal foods or ingredients are sold or served for human consumption in a raw or undercooked form. This includes all types of food service establishments whenever there is a reasonable likelihood that the food will be consumed without subsequent, thorough cooking - such as restaurants, raw bars, quick-service operations, and carry-outs.

"... Otherwise Processed to Eliminate Pathogens... ":

This phrase is included to encompass new technologies and pathogen control/reduction regimens as they are developed and validated as fulfilling a specific performance standard for pathogens of concern. Pasteurization of milk is an example of a long-standing validated process. For purposes of the Food Code, the level of pathogen reduction that is required before a raw or undercooked animal food is allowed to be offered without a consumer advisory must be equivalent to the levels provided by Rule -.04(5)(a) for the type of food being prepared.

The absorbed dose levels of radiation approved by FDA on December 3, 1997 for red meat are insufficient to reduce the level of most vegetative pathogens to a point that is equivalent to the reductions achieved Rule -.04(5)(a)1.-2. Irradiated poultry provides a 3D kill which does not provide the level of protection of the 7D kill that results from the cooking regimen in the Food Code. Therefore, irradiated meat and poultry are not allowed to be offered in a ready-to-eat form without a consumer advisory. It is intended that future Food Code revisions will address time/temperature requirements that take into consideration the pathogen reduction that occurs with irradiated foods.

Recognition of Other Processes

Animal-derived foods may undergo validated processes that target a specific pathogen. In such instances, along with the required consumer advisory may appear additional language that accurately describes the process and what it achieves. For example, a technology for reducing *Vibrio vulnificus* in oysters to nondetectable levels has been validated. FDA concurs that shellfish subjected to that process can be labeled with a truthful claim that appropriately describes the product. That is, a statement could be made such as, "pasteurized to reduce *Vibrio vulnificus*" or "temperature treated to reduce *Vibrio vulnificus*." Such a claim must be in accordance with labeling laws and regulations, accurate, and not misleading. The claim would not, however, negate the need for a consumer advisory because the treatment only reduces the level of one pathogenic organism.

Product-specific Advisories

Consumer advisories may be tailored to be product-specific if a food establishment either has a limited menu or offers only certain animal-derived foods in a raw or undercooked ready-to-eat form. For example, a raw bar serving molluscan shellfish on the half shell, but no other raw or undercooked animal food, could elect to confine its consumer advisory to shellfish. The raw bar could also choose reminder, option #3, which would highlight the increased risk incurred when persons with certain medical conditions ingest shellfish that has not been adequately heat treated.

Terminology

It should be noted that the actual on-site (e.g., on-the-menu) advisory language may differ from the language in the codified provision. The Reminder options 2 and 3 use terms for foods that are less specific than the terms used in the actual code section. That is, the words “meat” rather than “beef, lamb, and pork” and “seafood” rather than “fish” are used. Categorical terms like “meat” are simpler and may be more likely used in conversation, making them suitable for purposes of a menu notice.

Molluscan Shellstock

In addition to areas of retail food stores such as delis in supermarkets, the consumer advisory is to be provided when a seafood department or seafood market offers raw molluscan shellstock for sale or service. There is a risk of death from *Vibrio* infections from consuming raw molluscan shellstock for persons who have certain medical conditions.

Expired Foods

Prepackaged sandwiches, eggs, infant formula, shucked oysters, and milk cannot be served, sold, or used after the manufacturer’s expiration date or the sell-by date. In addition, time/temperature control safety foods that are labeled as “keep refrigerated” and that are for sale or service to the consumer or used as an ingredient in other foods shall be immediately discarded and shall not be sold, served, or used after the manufacturer’s expiration date or the sell-by date. This does not apply to food with a label that reads “keep refrigerated after opening”. This does not apply to “keep refrigerated after opening,” or similar statements since these products are typically held as shelf-stable products, not requiring refrigeration at the point of sale. This is consistent with Georgia Department of Agriculture.

Disposition

Discarding or Reconditioning Unsafe, Adulterated, or Contaminated Food

Pathogens may be transmitted from person to person through contaminated food. The potential spread of illness is limited when food is discarded if it may have been contaminated by employees who are infected, or are suspected of being infected, or by any person who otherwise contaminates it.

Additional Safeguards

Pasteurized Foods, Prohibited Re-Service, and Prohibited Food

The Chapter provisions that relate to highly susceptible populations are combined within the following paragraphs for ease of reference and to add emphasis to special food safety precautions that are necessary to protect those who are particularly vulnerable to food-borne illness and for whom the implications of such illness can be dire.

As a safeguard for highly susceptible populations from the risk of contracting food-borne illness from juice, prepackaged juice is required to be obtained pasteurized or in a commercially sterile, shelf-stable form in a hermetically sealed container. It is important to note that the definition of a “juice” means it is served as such or used as an ingredient in beverages. Puréed fruits and vegetables, which are commonly prepared as food for service to highly susceptible populations, are not juices and do not require HACCP plans or compliance with 21 CFR Part 120. There are documented cases of food-borne illness throughout the United States that were associated with the consumption of various juice products contaminated with microorganisms such as *Cryptosporidium*, Shiga toxin-producing *Escherichia coli*, *Salmonella* spp., and *Vibrio cholera*. As new information becomes available, this Manual will be modified or interim interpretive guidance will be issued regarding food-borne illness interventions for on-site juicing and puréeing.

The 21 CFR 120 regulation applies to products sold as juice or used as an ingredient in beverages. This includes fruit and vegetable purees that are used in juices and beverages but is not intended to include freshly prepared fruit or vegetable purees that are prepared on-site in a facility for service to a highly susceptible population.

In lieu of meeting the requirements of 21 CFR 120, juices that are produced as commercially sterile products (canned juices) are acceptable for service to a highly susceptible population. Persons providing pureed meals to highly susceptible populations may also wish to use fruit and vegetables that are produced as commercially sterile products (canned fruit or vegetables) as a means of enhancing food safety.

Salmonella often survives traditional preparation techniques. It survives in a lightly cooked omelet, French toast, stuffed pasta, and meringue pies. In 1986 there was a large multistate outbreak of *Salmonella* Enteritidis traced to stuffed pasta made with raw eggs and labeled fully cooked. Eggs remain a major source of these infections, causing large outbreaks when they are combined and undercooked as was the case in the 1986 outbreak linked to stuffed pasta. Therefore, special added precautions need to be in place with those most susceptible to food-borne illness.

Operators of food service establishments serving highly susceptible populations may wish to discuss buyer specifications with their suppliers. Such specifications could stipulate eggs that are produced only by flocks managed under a *Salmonella* Enteritidis control program that is recognized by a regulatory agency that has animal health jurisdiction. Such programs are designed to reduce the presence of *Salmonella* Enteritidis in raw shell eggs. In any case, the food service establishment operator must use adequate time and temperature controls within the establishment to minimize the risk of a food-borne illness outbreak relating to *Salmonella* Enteritidis.

Since 1995, raw seed sprouts have emerged as a recognized source of food-borne illness in the

United States. The FDA and CDC have issued health advisories those persons who are at a greater risk for foodborne disease should avoid eating raw alfalfa sprouts until such time as intervention methods are in place to improve the safety of these products. Further information is available at the FDA website, <http://www.fda.gov>, by entering “sprouts” in the search window.

The Chapter provisions that relate to highly susceptible populations are combined in this section for ease of reference and to add emphasis to special food safety precautions that are necessary to protect those who are particularly vulnerable to foodborne illness and for whom the implications of such illness can be dire.

As a safeguard for highly susceptible populations from the risk of contracting foodborne illness from juice, prepackaged juice is required to be obtained pasteurized or in a commercially sterile, shelf-stable form in a hermetically sealed container. It is important to note that the definition of a “juice” means it is served as such or used as an ingredient in beverages. Puréed fruits and vegetables, which are commonly prepared as food for service to highly susceptible populations, are not juices and do not require HACCP plans or compliance with 21 CFR Part 120. There are documented cases of foodborne illness throughout the United States that were associated with the consumption of various juice products contaminated with microorganisms such as *Cryptosporidium*, Shiga toxin-producing *Escherichia coli*, *Salmonella* spp., and *Vibrio cholera*.

The 21 CFR 120 regulation applies to products sold as juice or used as an ingredient in beverages. This includes fruit and vegetable purees that are used in juices and beverages but is not intended to include freshly prepared fruit or vegetable purees that are prepared on-site in a facility for service to a highly susceptible population.

In lieu of meeting the requirements of 21 CFR 120, juices that are produced as commercially sterile products (canned juices) are acceptable for service to a highly susceptible population. Persons providing pureed meals to highly susceptible populations may also wish to use fruit and vegetables that are produced as commercially sterile products (canned fruit or vegetables) as a means of enhancing food safety.

Salmonella often survives traditional preparation techniques. It survives in a lightly cooked omelet, French toast, stuffed pasta, and meringue pies. In 1986 there was a large multistate outbreak of ***Salmonella* Enteritidis** traced to stuffed pasta made with raw eggs and labeled “fully cooked.” Eggs remain a major source of these infections, causing large outbreaks when they are combined and undercooked as was the case in the 1986 outbreak linked to stuffed pasta. Therefore, special added precautions need to be in place with those most susceptible to foodborne illness.

Operators of food establishments serving highly susceptible populations may wish to discuss buyer specifications with their suppliers. Such specifications could stipulate eggs that are produced only by flocks managed under a ***Salmonella* Enteritidis** control program that is recognized by a regulatory agency that has animal health jurisdiction. Such programs are designed to reduce the presence of ***Salmonella* Enteritidis** in raw shell eggs. In any case, the food establishment operator must use adequate time and temperature controls within the establishment to minimize the risk of a foodborne illness outbreak relating to ***Salmonella* Enteritidis**.

Although the Chapter's allowance for a variance is applicable to all provisions, variance requests related to the preparation of food for highly susceptible populations will be considered with particular caution and scrutiny. With all variances, the hazard(s) must be clearly identified and controlled by a HACCP plan that is instituted in conjunction with a standard operating plan that implements good retail practices. Variances that will impact a highly susceptible population must be considered in light of the fact that such a population is at a significantly higher risk of contracting foodborne illnesses and suffering serious consequences including death from those illnesses, than is the general population. Rule -.04(9)(a)2. requires a HACCP plan for the use of raw shell eggs when eggs are combined in food establishments serving highly susceptible populations. A variance is not required since the HACCP plan criteria are specific, prescriptive, and conservative and require a cooking temperature and time to ensure destruction of *Salmonella Enteritidis*.

Re-service of Food

The Chapter addresses two issues concerning persons in isolation:

1. Contamination from an isolated patient to others outside.

The re-service of any food including unopened, original, intact packages in sound condition, of non-temperature controlled for safety food from a person in isolation or quarantine for use by anyone else (other patients, clients, or consumers) is not permitted. The "isolation or quarantine" terminology in the Chapter provisions refers to a patient-care setting that isolates the patient, thereby preventing spread of key pathogens to other patients and healthcare workers. Once food packages come to a contact isolation room, they stay there until the patient uses or discards them. If packages of food are still in the room when the patient is discharged or moved from isolation, they must be discarded.

2. Contamination from the outside into a room with a patient in a "protective environment" isolation setting which protects the patient from contacting pathogens from other patients, healthcare workers, or other persons.

Packages of food from any patients, clients or other consumers should not be re-served to persons in protective environment isolation. Precautions similar to the isolation setting apply to this setting, i.e., once an unopened, original, intact package of condiment is delivered to this patient, the package stays there until used or discarded. New (not re-served) packages of food should be delivered to this patient each time.

To summarize the key difference between the two scenarios:

- Food packages served to patients in contact isolation may not be re-served to other patients because of the potential for disease transmission to other patients.
- Patients in protective environments should not be re-served with food packages from other patients because of the potential for disease transmission to the protective environment patient.

511-6-1-.05 EQUIPMENT AND UTENSILS**Multiuse Characteristics**

Multiuse equipment is subject to deterioration because of its nature, i.e., intended use over an extended period of time. Certain materials allow harmful chemicals to be transferred to the food being prepared which could lead to foodborne illness. In addition, some materials can affect the taste of the food being prepared. Surfaces that are unable to be routinely cleaned and sanitized because of the materials used could harbor foodborne pathogens. Deterioration of the surfaces of equipment such as pitting may inhibit adequate cleaning of the surfaces of equipment, so that food prepared on or in the equipment becomes contaminated.

Inability to effectively wash, rinse and sanitize the surfaces of food equipment may lead to the buildup of pathogenic organisms transmissible through food. Studies regarding the rigor required to remove biofilms from smooth surfaces highlight the need for materials of optimal quality in multiuse equipment.

Cast Iron, Use Limitation

Equipment and utensils constructed of cast iron meet the requirement of durability as intended in section RULE - .05. However, the surface characteristics of cast iron tend to be somewhat porous which renders the material difficult to clean. On the other hand, when cast iron use is limited to cooking surfaces the residues in the porous surface are not of significant concern as heat destroys potential pathogens that may be present.

Lead, Use Limitation

Historically, lead has been used in the formulation or decoration of these types of utensils. Specifically, lead-based paints that were used to decorate the utensils such as color glazes have caused high concentrations of lead to leach into the food they contain.

Lead poisoning continues to be an important public health concern due to the seriousness of associated medical problems. Lead poisoning is particularly harmful to the young and has caused learning disabilities and medical problems among individuals who have consumed high levels. The allowable levels of lead are specific to the type of utensil, based on the average contact time and properties of the foods routinely stored in each item listed.

FDA has established maximum levels for leachable lead in ceramicware, and pieces that exceed these levels are subject to recall or other agency enforcement action. The levels are based on how frequently a piece of ceramicware is used, the type and temperature of the food it holds, and how long the food stays in contact with the piece. For example, cups, mugs, and pitchers have the most stringent action level, 0.5 parts per million, because they can be expected to hold food longer, allowing more time for lead to leach. Also, a pitcher may be used to hold fruit juice. And a coffee mug is generally used every day to hold a hot acidic beverage, often several times a day.

The FDA allows use of lead glazes because they're the most durable but regulates them tightly to ensure their safety. Commercial manufacturers employ extremely strict and effective manufacturing controls that keep the lead from leaching during use. Small potters often can't control the firing of lead glazes as well so their ceramics are more likely to leach illegal lead levels, although many do use lead-free glazes.

In 21 CFR 109.16, FDA requires high-lead-leaching decorative ceramicware to be permanently labeled that it's not for food use and may poison food. Such items bought outside the United States may not be so labeled, potentially posing serious risk if used for food.

Pewter refers to a number of silver-gray alloys of tin containing various amounts of antimony, copper, and lead. The same concerns about the leaching of heavy metals and lead that apply to brass, galvanized metals, copper, cast iron, ceramics, and crystal also apply to pewter. As previously stated, the storage of acidic moist foods in pewter containers could result in food poisoning (heavy metal poisoning).

Solder is a material that is used to join metallic parts and is applied in the melted state to solid metals. Solder may be composed of tin and lead alloys.

Copper, Use Limitation

High concentrations of copper are poisonous and have caused foodborne illness. When copper and copper alloy surfaces contact acidic foods, copper may be leached into the food. Carbon dioxide may be released into a water supply because of an ineffective or nonexistent backflow prevention device between a carbonator and copper plumbing components. The acid that results from mixing water and carbon dioxide leaches copper from the plumbing components and the leachate is then transferred to beverages, causing copper poisoning. Backflow prevention devices constructed of copper and copper alloys can cause, and have resulted in, the leaching of both copper and lead into carbonated beverages.

Brass is an alloy of copper and zinc and contains lead which is used to combine the two elements. Historically, brass has been used for items such as pumps, pipe fitting, and goblets. All 3 constituents are subject to leaching when they contact acidic foods, and food poisoning has resulted from such contact.

The steps in beer brewing include malting, mashing, fermentation, separation of the alcoholic beverage from the mash, and rectification. During mashing, it is essential to lower the pH from its normal 5.8 in order to optimize enzymatic activity. The pH is commonly lowered to 5.1-5.2, but may be adjusted to as low as 3.2. The soluble extract of the mash (wort) is boiled with hops for 1 to 22 hours or more. After boiling, the wort is cooled, inoculated with brewers yeast, and fermented. The use of copper equipment during the prefermentation and fermentation steps typically result in some leaching of copper.

Because copper is an essential nutrient for yeast growth, low levels of copper are metabolized by the yeast during fermentation. However, studies have shown that copper levels above 0.2 mg/L

are toxic or lethal to the yeast. In addition, copper levels as low as 3.5 mg/L have been reported to cause symptoms of copper poisoning in humans. Therefore, the levels of copper necessary for successful beer fermentation (i.e., below 0.2 mg/L) do not reach a level that would be toxic to humans.

Today, domestic beer brewers typically endeavor to use only stainless steel or stainless steel-lined copper equipment (piping, fermenters, filters, holding tanks, bottling machines, keys, etc.) in contact with beer following the hot brewing steps in the beer making process. Some also use pitch-coated oak vats or glass-lined steel vats following the hot brewing steps. Where copper equipment is not used in beer brewing, it is common practice to add copper (along with zinc) to provide the nutrients essential to the yeast for successful fermentation. Typically, beer brewing will be licensed by the Georgia Department of Agriculture (referred to the Memorandum of Understanding for Determining Jurisdictional Oversight for clarification on blended operations).

Galvanized Metal, Use Limitation

Galvanized means iron or steel coated with zinc. Metals such as iron and steel are coated with zinc to prevent rusting. Under certain conditions, zinc may leach from galvanized food-contact surfaces into foods that are high in water content. The risk of leaching increases with increased acidity of foods contacting the galvanized food-contact surface. On contact with acidic foods and beverages, the zinc may be converted to zinc salts which are readily absorbed by the body.

Zinc is generally considered to be non-toxic, and in fact is a required mineral for many processes that occur in the human body. However, zinc is known to be toxic when ingested in large quantities. Symptoms of zinc poisoning include vomiting, nausea, lethargy, fatigue, and epigastric pain. Most reports of zinc poisoning implicate contaminated food that resulted from storage in a galvanized metal container.

Also see <http://www.cdc.gov/mmwr/preview/mmwrhtml/00000082.htm>

Sponges, Use Limitation

Sponges are difficult, if not impossible, to clean once they have been in contact with food particles and contaminants that are found in the use environment. Because of their construction, sponges provide harborage for any number and variety of microbiological organisms, many of which may be pathogenic. Therefore, sponges are to be used only where they will not contaminate cleaned and sanitized or in-use, food-contact surfaces such as for cleaning equipment and utensils before rinsing and sanitizing.

Wood, Use Limitation

The limited acceptance of the use of wood as a food-contact surface is determined by the nature of the food and the type of wood used. Moist foods may cause the wood surface to deteriorate and the surface may become difficult to clean. In addition, wood that is treated with preservatives may result in illness due to the migration of the preservative chemicals to the food; therefore, only specific preservatives are allowed.

Nonstick Coatings, Use Limitation

Perfluorocarbon resin is a tough, nonporous and stable plastic material that gives cookware and bakeware a surface to which foods will not stick and that cleans easily and quickly. FDA has approved the use of this material as safe for food-contact surfaces and determined that neither the particles that may chip off nor the fumes given off at high temperatures pose a health hazard. However, because this nonstick finish may be scratched by sharp or rough-edged kitchen tools, the manufacturer's recommendations should be consulted and the use of utensils that may scratch, abrasive scouring pads, or cleaners must be avoided to ensure that the particles do not chip off and become a physical hazard in food.

Nonfood-Contact Surfaces

Nonfood-contact surfaces of equipment routinely exposed to splash or food debris are required to be constructed of nonabsorbent materials to facilitate cleaning. Equipment that is easily cleaned minimizes the presence of pathogenic organisms, moisture, and debris and deters the attraction of rodents and insects.

Single-Service and Single-Use Characteristics

The safety and quality of food can be adversely affected through single service and single use articles that are not constructed of acceptable materials. The migration of components of those materials to food they contact could result in chemical contamination and illness to the consumer. In addition, the use of unacceptable materials could adversely affect the quality of the food because of odors, tastes, and colors transferred to the food.

Durability and Strength

Equipment and Utensils

Equipment and utensils must be designed and constructed to be durable and capable of retaining their original characteristics so that such items can continue to fulfill their intended purpose for the duration of their life expectancy and to maintain their easy cleanability. If they cannot maintain their original characteristics, they may become difficult to clean, allowing for the harborage of pathogenic microorganisms, insects, and rodents. Equipment and utensils must be designed and constructed so that parts do not break and end up in food as foreign objects or present injury hazards to consumers. A common example of presenting an injury hazard is the tendency for tines of poorly designed single service forks to break during use.

Food Temperature Measuring Devices

Food temperature measuring devices that have glass sensors or stems present a likelihood that glass will end up in food as a foreign object and create an injury hazard to the consumer. In addition, the contents of the temperature measuring device, e.g., mercury, may contaminate food or utensils.

Cleanability

Food-Contact Surfaces

The purpose of the requirements for multiuse food-contact surfaces is to ensure that such surfaces are capable of being easily cleaned and accessible for cleaning. Food-contact surfaces that do not meet these requirements provide a potential harbor for foodborne pathogenic organisms. Surfaces which have imperfections such as cracks, chips, or pits allow microorganisms to attach and form biofilms. Once established, these biofilms can release pathogens to food. Biofilms are highly resistant to cleaning and sanitizing efforts. The requirement for easy disassembly recognizes the reluctance of food employees to disassemble and clean equipment if the task is difficult or requires the use of special, complicated tools.

CIP Equipment

Certain types of equipment are designed to be cleaned in place (CIP) where it is difficult or impractical to disassemble the equipment for cleaning. Because of the closed nature of the system, CIP cleaning must be monitored via access points to ensure that cleaning has been effective throughout the system.

The CIP design must ensure that all food-contact surfaces of the equipment are contacted by the circulating cleaning and sanitizing solutions. Dead spots in the system, i.e., areas which are not contacted by the cleaning and sanitizing solutions, could result in the buildup of food debris and growth of pathogenic microorganisms. There is equal concern that cleaning and sanitizing solutions might be retained in the system, which may result in the inadvertent adulteration of food. Therefore, the CIP system must be self-draining. An example of CIP would be a soft-serve machine that has an enclosed, self-cleaning and sanitizing cycle.

In Place Cleaning Equipment

These are a types of equipment that are so designed that must be cleaned and sanitized where they are installed because they cannot be placed in a warewashing sink or warewashing machine. They also may be designed so that the parts may be removed, cleaned, and sanitized in a ware washing machine or warewashing sink. Parts that cannot be removed for cleaning and sanitizing are clean and sanitized in place using procedures as stated within Rule -.05 cleaning and sanitizing. Examples of equipment that is considered in place cleaning equipment are steam kettles and meat slicing machines.

"V" Threads, Use Limitation

V-type threads present a surface which is difficult to clean routinely; therefore, they are not allowed on food-contact surfaces. The exception provided for hot oil cooking fryers and filtering systems is based on the high temperatures that are used in this equipment. The high temperature in effect sterilizes the equipment, including debris in the "V" threads.

Hot Oil Filtering Equipment

To facilitate and ensure effective cleaning of this equipment, Chapter requirements for food contact surface cleanability and the design and construction characteristics for Clean in Place equipment must be followed. The filter is designed to keep the oil free of undesired materials and therefore must be readily accessible for replacement. Filtering the oil reduces the likelihood that off-odors, tastes, and possibly toxic compounds may be imparted to food as a result of debris buildup. To ensure that filtering occurs, it is necessary for the filter to be accessible for replacement.

Can Openers

Once can openers become pitted or the surface in any way becomes uncleanable, they must be replaced because they can no longer be adequately cleaned and sanitized. Can openers must be designed to facilitate replacement.

Nonfood-Contact Surfaces

Hard-to-clean areas could result in the attraction and harborage of insects and rodents and allow the growth of foodborne pathogenic microorganisms. Well-designed equipment enhances the ability to keep nonfood-contact surfaces clean.

Kick Plates, Removable

The use of kick plates is required to allow access for proper cleaning. If kick plate design and installation does not meet Chapter requirements, debris could accumulate and create a situation that may attract insects and rodents.

Accuracy***Temperature Measuring Devices, Food***

The small margin of error specified for thermometer accuracy is due to the lack of a large safety margin in the temperature requirements themselves. The accuracy specified for a particular food temperature measuring device is applicable to its entire range of use, that is, from refrigeration through cooking temperatures if the device is intended for such use. The right thermometer is needed to measure food product temperatures.

Bimetallic Stem Thermometers have thicker stems that would not give an accurate reading of thin foods and would be difficult to use for thin meats, such as hamburger patties. However, it would be acceptable for measuring large pieces of meat or liquid foods. This is because the bi-metallic sensing element is about 1.5 inches from the tip up and its accuracy is obtained only by totally immersing the probe tip about 2 inches into the food product. In contrast, some thermistor type thermometers have a digital display with minimum and maximum hold reading capabilities. Thermocouples have small needle-like tips that will give accurate reading of thin foods. They would be ok for thick foods as well. On the other hand, infrared thermometers are generally not going to be of any use for the type of measurements needed for food product temperature

monitoring.

These are examples of these types of food thermometers:

Bimetallic Stem Thermometer



Thermocouple



Temperature Measuring Devices, Ambient Air and Water

A temperature measuring device used to measure the air temperature in a refrigeration unit is not required to be as accurate as a food thermometer because the unit's temperature fluctuates with repeated opening and closing of the door and because accuracy in measuring internal food temperatures is of more significance.

The accuracy specified for a particular air or water temperature measuring device is applicable to its intended range of use. For example, a cold holding unit may have a temperature measuring device that measures from a specified frozen temperature to 68°F. The device must be accurate to specifications within that use range.

Pressure Measuring Devices, Mechanical Warewashing Equipment

Flow pressure is a very important factor with respect to the efficacy of sanitization. A pressure below the design pressure results in inadequate spray patterns and incomplete coverage of the utensil surfaces to be sanitized. Excessive flow pressure will tend to atomize the water droplets needed to convey heat into a vapor mist that cools before reaching the surfaces to be sanitized. A flow pressure device is not required on warewashing machines such as low temperature machines that use only a pumped or recirculated sanitizing rinse.

Functionality

Ventilation Hood Systems, Drip Prevention

The dripping of grease or condensation onto food constitutes adulteration and may involve contamination of the food with pathogenic organisms. Equipment, utensils, linens, and single service and single use articles that are subjected to such drippage are no longer clean.

Equipment Openings, Closures and Deflectors

Equipment openings and covers must be designed to protect stored or prepared food from

contaminants and foreign matter that may fall into the food. The requirement for an opening to be flanged upward and for the cover to overlap the opening and be sloped to drain prevents contaminants, especially liquids, from entering the food-contact area.

Some equipment may have parts that extend into the food-contact areas. If these parts are not provided with a watertight joint at the point of entry into the food-contact area, liquids may contaminate the food by adhering to shafts or other parts and running or dripping into the food.

An apron on parts extending into the food-contact area is an acceptable alternative to the watertight seal. If the apron is not properly designed and installed, condensation, drips, and dust may gain access to the food.

Dispensing Equipment, Protection of Equipment and Food

This requirement is intended to protect both the machine-dispensed, unpackaged, liquid foods and the machine components from contamination. Barriers need to be provided so that the only liquid entering the food container is the liquid intended to be dispensed when the machine's mechanism is activated. Recessing of the machine's components and self-closing doors prevent contamination of machine ports by people, dust, insects, or rodents. If the equipment components become contaminated, the product itself will be exposed to possible contamination.

A direct opening into the food being dispensed allows dust, vermin, and other contaminants access to the food.

NSF/ANSI 18-*Manual Food and Beverage Dispensing Equipment* is the standard for manual food and beverage dispensing equipment which has been designed to maintain the safety of aseptically packaged fluid foods without refrigeration even after the hermetic seal is broken. NSF/ANSI 18 was revised in 2006 to specifically address dispensing equipment designed to hold time/temperature control for safety food or beverages in a homogeneous liquid form without temperature control. NSF/ANSI 18 requires that such equipment designs include a number of safeguards that prevent the contamination of specially packaged food stored within the dispensing equipment. The Standard also requires that the dispensing equipment have lockout mechanisms that preclude the dispensing of the product if such safeguards fail or if a prescribed duration of storage is exceeded. The American National Standards Institute (ANSI) recognizes NSF/ANSI 18 as the sole American National Standard for the sanitary design of manual food and beverage dispensers.

Vending Machine, Vending Stage Closure

Since packaged foods dispensed from vending machines could attract insects and rodents, a self-closing door is required as a barrier to their entrance.

Bearings and Gear Boxes, Leakproof

It is not unusual for food equipment to contain bearings and gears. Lubricants necessary for the operation of these types of equipment could contaminate food or food-contact surfaces if the

equipment is not properly designed and constructed.

Beverage Tubing, Separation

Beverage tubing and coldplate cooling devices may result in contamination if they are installed in direct contact with stored ice. Beverage tubing installed in contact with ice may result in condensate and drippage contaminating the ice as the condensate moves down the beverage tubing and ends up in the ice.

The presence of beverage tubing and/or coldplate cooling devices also presents cleaning problems. It may be difficult to adequately clean the ice bin if they are present. Because of the high moisture environment, mold and algae may form on the surface of the ice bins and any tubing or equipment stored in the bins. In order to allow cold plates to be in the ice storage bin, it must be constructed integrally (part of) with the bin. Tubing or difficult cleaning surfaces cannot be exposed within the ice bin.

Ice Units, Separation of Drains

Liquid waste drain lines passing through ice machines and storage bins present a risk of contamination due to potential leakage of the waste lines and the possibility that contaminants will gain access to the ice through condensate migrating along the exterior of the lines.

Liquid drain lines passing through the ice bin are, themselves, difficult to clean and create other areas that are difficult to clean where they enter the unit as well as where they abut other surfaces. The potential for mold and algal growth in this area is very likely due to the high moisture environment. Molds and algae that form on the drain lines are difficult to remove and present a risk of contamination to the ice stored in the bin.

Condenser Unit, Separation

A dust-proof barrier between a condenser and food storage areas of equipment protects food and food-contact areas from contamination by dust that is accumulated and blown about as a result of the condenser's operation.

Can Openers on Vending Machines

Since the cutting or piercing surfaces of a can opener directly contact food in the container being opened, these surfaces must be protected from contamination.

Molluscan Shellfish Tanks

Shellfish are filter feeders allowing concentration of pathogenic microorganisms that may be present in the water. Due to the number of shellfish and the limited volume of water used, display tanks may allow concentration of pathogenic viruses and bacteria.

Since many people eat shellfish either raw or lightly cooked, the potential for increased levels of

pathogenic microorganisms in shellfish held in display tanks is of concern. If shellfish stored in molluscan shellfish tanks are offered for consumption, certain safeguards must be in place as specified in a detailed HACCP plan that is approved by the regulatory authority. Opportunities for contamination must be controlled or eliminated. Procedures must emphasize strict monitoring of the water quality of the tank including the filtering and disinfection system. Also, the identity of source of shellfish must be retained.

Vending Machines, Automatic Shutoff

Failure to store time/temperature control for safety food at safe temperatures in a vending machine could result in the growth of pathogenic microorganisms that may result in foodborne illness. The presence of an automatic control that prevents the vending of food if the temperature of the unit exceeds Chapter requirements precludes the vending of foods that may not be safe.

It is possible and indeed very likely that the temperature of the storage area of a vending machine may exceed Chapter requirements during the stocking and servicing of the machine. The automatic shut off, commonly referred to as the "public health control," provides a limited amount of time that the ambient temperature of a machine may exceed Chapter requirements. Strict adherence to the time requirements can limit the growth of pathogenic microorganisms.

Temperature Measuring Devices

The placement of the temperature measuring device is important. If the device is placed in the coldest location in the storage unit, it may not be representative of the temperature of the unit. Food could be stored in areas of the unit that exceed Chapter requirements. Therefore, the temperature measuring device must be placed in a location that is representative of the actual storage temperature of the unit to ensure that all time/temperature control for safety foods are stored at least at the minimum temperature required in Rule -.04.

Installing an air thermometer in some open display refrigerators can be difficult without physically impairing the usability of the case and interfering with cleaning and sanitation. Use of a temperature monitoring system that uses probe-like sensors that are placed in material resembling the density of food is an acceptable alternative. Thus, the direct temperature of the substitute product is measured by use of this product mimicking method.

A permanent temperature measuring device is required in any unit storing time/temperature control for safety food because of the potential growth of pathogenic microorganisms should the temperature of the unit exceed Chapter requirements. In order to facilitate routine monitoring of the unit, the device must be clearly visible.

The exception to requiring a temperature measuring device for the types of equipment listed is primarily due to equipment design and function. It would be difficult and impractical to permanently mount a temperature measuring device on the equipment listed. The futility of attempting to measure the temperature of unconfined air such as with heat lamps and, in some cases, the brief period of time the equipment is used for a given food negate the usefulness of ambient temperature monitoring at that point. In such cases, it would be more practical and

accurate to measure the internal temperature of the food.

The importance of maintaining time/temperature control for safety foods at the specified temperatures requires that temperature measuring devices be easily readable. The inability to accurately read a thermometer could result in food being held at unsafe temperatures.

Temperature measuring devices must be appropriately scaled per Chapter requirements to ensure accurate readings. Different types of thermometers are scaled differently. Food temperature measuring devices that are scaled only in Fahrenheit should be accurate to ± 2 F in the intended range of use. Food temperature measuring devices that are scaled only in Celsius or dually scaled in Celsius and Fahrenheit should be accurate to $\pm 1^\circ\text{C}$ in the intended range of use. This does not mean that the temperature of the food can be up to 43°F or as low as 133°F and still be in compliance with the Code. (For example, A Thermoworks Thermapen has an accuracy of $\pm 0.7^\circ\text{F}$ whereas a Cooper Atkins Candy/Jelly Thermometer has an accuracy of $\pm 5^\circ\text{F}$.)

The required incremental gradations are more precise for food measuring devices than for those used to measure ambient temperature because of the significance at a given point in time, i.e., the potential for pathogenic growth, versus the unit's temperature. The food temperature will not necessarily match the ambient temperature of the storage unit; it will depend on many variables including the temperature of the food when it is placed in the unit, the temperature at which the unit is maintained, and the length of time the food is stored in the unit.

Warewashing Machine, Data Plate Operating Specifications

The data plate provides the operator with the fundamental information needed to ensure that the machine is effectively washing, rinsing, and sanitizing equipment and utensils. The warewashing machine has been tested, and the information on the data plate represents the parameters that ensure effective operation and sanitization and that need to be monitored.

Warewashing Machines, Internal Baffles

The presence of baffles or curtains separating the various operational cycles of a warewashing machine such as washing, rinsing, and sanitizing are designed to reduce the possibility that solutions from one cycle may contaminate solutions in another. The baffles or curtains also prevent food debris from being splashed onto the surface of equipment that has moved to another cycle in the procedure.

Warewashing Machines, Temperature Measuring Devices

The requirement for the presence of a temperature measuring device in each tank of the warewashing machine is based on the importance of temperature in the sanitization step. In hot water machines, it is critical that minimum temperatures be met at the various cycles so that the cumulative effect of successively rising temperatures causes the surface of the item being washed to reach the required temperature for sanitization. When chemical sanitizers are used, specific minimum temperatures must be met because the effectiveness of chemical sanitizers is directly affected by the temperature of the solution.

Manual Warewashing Equipment, Heaters and Baskets

Hot water sanitization is accomplished in water of not less than 170°F and an integral heating device is necessary to ensure that the minimum temperature is reached.

The rack or basket is required in order to safely handle the equipment and utensils being washed and to ensure immersion. Water at this temperature could result in severe burns to employees operating the equipment.

Warewashing Machines, Automatic Dispensing of Detergents and Sanitizers

The presence of adequate detergents and sanitizers is necessary to effectively clean and sanitize utensils and equipment. The automatic dispensing of these chemical agents, plus a method such as a flow indicator, flashing light, buzzer, or visible open air delivery system that alerts the operator that the chemicals are no longer being dispensed, ensures that utensils are subjected to an efficacious cleaning and sanitizing regimen.

Warewashing Machines, Flow Pressure Device

Flow pressure is a very important factor impacting the efficacy of sanitization in machines that use fresh hot water at line-pressure as a final sanitization rinse. It is important that the operator be able to monitor, and the Environmental Health Specialist (EHS) be able to check, final sanitization rinse pressure as well as machine water temperatures. ANSI/NSF Standard #3, a national voluntary consensus standard for Commercial Spray-Type Dishwashing Machines, specifies that a pressure gauge or similar device be provided on this type of machine and such devices are shipped with machines by the manufacturer. Flow pressure devices installed on the upstream side of the control (solenoid) valve are subject to damage and failure due to the water hammer effect caused throughout the dishwashing period each time the control valve closes. The IPS valve provides a ready means for checking line-pressure with an alternative pressure measuring device. A flow pressure device is not required on machines that use only a pumped or recirculated sanitizing rinse since an appropriate pressure is ensured by a pump and is not dependent upon line-pressure.

Vending Machines, Liquid Waste Products

The presence of internal waste containers allows for the collection of liquids that spill within the vending machine. Absence of a waste container or, where required, a shutoff valve which controls the incoming liquids could result in wastes spilling within the machine, causing a condition that attracts insects and rodents and compounds cleaning and maintenance problems.

Case Lot Handling Equipment, Mobility

Proper design of case lot handling equipment facilitates moving case lots for cleaning and for surveillance of insect or rodent activity.

Vending Machine Doors and Openings

The objective of this requirement is to provide a barrier against the entrance into vending machines of insects, rodents, and dust. The maximum size of the openings deters the entrance of common pests.

Acceptability

Food Equipment, Certification and Classification

Under ANSI document CA-1 ANSI Policy and Criteria for Accreditation of Certification Programs, it has been stipulated that:

"For food equipment programs, standards that establish sanitation requirements shall be specified government standards or standards that have been ratified by a public health approval step. ANSI shall verify that this requirement has been met by communicating with appropriate standards developing organizations and governmental public health bodies."

The term certified is used when an item of food equipment has been evaluated against an organization's own standard. The term classified is used when one organization evaluates an item of food equipment against a standard developed by another organization.

The use of non-commercial food service equipment in food service establishments that were permitted prior to the December 1, 2007 implementation date of the Chapter will be allowed to continue using the equipment until on-site evaluation by the local county EHS determines through inspection that the following conditions exist: 1) Food service equipment is maintained in good repair (it will function as the manufacturer intended and will meet the requirements of the Chapter, for example refrigerators must maintain time/temperature control for safety foods at 41°F during holding for service; 2) Food service equipment is capable of being maintained in a sanitary condition (meaning that it can be kept in a clean condition free of food buildup, etc.); and 3) Food contact surfaces of food equipment are non-toxic (will not react with cleaning and sanitizing solutions or impart anything harmful to food that encounters these surfaces).

Any piece of existing food equipment that has been evaluated by the local Health Authority as not being acceptable under Rule -.05 subsection (5) will have to be replaced with equipment that meets Rule -.05 subsection (2)(jj).

Equipment

Cooling, Heating, and Holding Capacities

The ability of equipment to cool, heat, and maintain time/temperature control for safety foods at Chapter-required temperatures is critical to food safety. Improper holding and cooking temperatures continue to be major contributing factors to foodborne illness. Therefore, it is very important to have adequate hot or cold holding equipment with enough capacity to meet the heating and cooling demands of the operation.

Manual Warewashing, Sink Compartment Requirements

A 3-compartmented sink must be provided even if other cleaning and sanitizing equipment such as a warewashing machine is present within the food service establishment. The 3-compartment requirement allows continuity of operations in the event that the warewashing machine is inoperable and for proper execution of the 3-step manual warewashing procedure. If properly used, the 3 compartments reduce the chance of contaminating the sanitizing water and therefore diluting the strength and efficacy of the chemical sanitizer that may be used. The flow of the cleaning and sanitizing process should be from left (soiled side) to the right (cleaned and sanitized side); however, it may be from right (soiled side) to the left (cleaned and sanitized side) depending upon the layout of the kitchen.

Some pieces of equipment are fixed or too large to be cleaned in a sink and as such, an alternative manual warewashing procedure must be employed. Nonetheless, cleaning of such equipment requires the application of cleaners for the removal of soil and rinsing for the removal of abrasive and cleaning chemicals, followed by sanitization. It is important to rinse off detergents, abrasive, and food debris after the wash step to avoid diluting or inactivating the sanitizer.

Alternative manual warewashing equipment, allowed under certain circumstances and conditions, (e.g. motion picture catering operations) must provide for accomplishment of the same 3 steps: 1) Application of cleaners and the removal of soil; 2) Removal of any abrasive and removal or dilution of cleaning chemicals; and 3) Sanitization.

Drainboards

Drainboards or equivalent equipment are necessary to separate soiled and cleaned items from each other and from the food preparation area in order to preclude contamination of cleaned items and of food.

Drainboards allow for the control of water running off equipment and utensils that have been washed and also allow the operator to properly store washed equipment and utensils while they air-dry.

Ventilation Hood Systems, Adequacy

If a ventilation system is inadequate, grease and condensate may build up on the floors, walls and ceilings of the food establishment, causing an insanitary condition and possible deterioration of the surfaces of walls and ceilings. The accumulation of grease and condensate may contaminate food and food-contact surfaces as well as present a possible fire hazard.

Clothes Washers and Dryers

To protect food, soiled work clothes or linens must be efficiently laundered. The only practical way of efficiently laundering work clothes on the premises is with the use of a mechanical washer

and dryer.

Utensils, Temperature Measuring Devices, and Testing Devices

Utensils, Consumer Self-Service

Appropriate serving utensils provided at each container will, among other things, reduce the likelihood of food tasting, use of fingers to serve food, use of fingers to remove the remains of one food on the utensil so that it may be used for another, use of soiled tableware to transfer food, and cross contamination between foods, including a raw food to a cooked time/temperature control for safety food.

Food Temperature Measuring Devices

The presence and accessibility of food temperature measuring devices is critical to the effective monitoring of food temperatures. Proper use of such devices provides the operator or person in charge with important information with which to determine if temperatures should be adjusted or if foods should be discarded. Different types of thermometers are scaled differently. Food temperature measuring devices that are scaled only in Fahrenheit should be accurate to ± 2 F in the intended range of use. Food temperature measuring devices that are scaled only in Celsius or dually scaled in Celsius and Fahrenheit should be accurate to ± 1 °C in the intended range of use. This does not mean that the temperature of the food can be up to 43°F or as low as 133°F and still be in compliance with the Code. (For example, A Thermoworks Thermopen has an accuracy of ± 0.7 °F whereas a Cooper Atkins Candy/Jelly Thermometer has an accuracy of ± 5 °F.)

When determining the temperature of thin foods, those having a thickness less than 13 mm (1/2 inch), it is particularly important to use a temperature sensing probe designed for that purpose. Bimetal, bayonet style thermometers are not suitable for accurately measuring the temperature of thin foods such as hamburger patties because of the large diameter of the probe and the inability to accurately sense the temperature at the tip of the probe. However, temperature measurements in thin foods can be accurately determined using a small-diameter probe 1.5 mm (0.059 inch), or less, connected to a device such as thermocouple thermometer.

Temperature Measuring Devices, Manual Warewashing

Water temperature is critical to sanitization in warewashing operations. This is particularly true if the sanitizer being used is hot water. The effectiveness of cleaners and chemical sanitizers is also determined by the temperature of the water used. A temperature measuring device is essential to monitor manual warewashing and ensure sanitization.

Effective mechanical hot water sanitization occurs when the surface temperatures of utensils passing through the warewashing machine meet or exceed the required 160°F. Parameters such as water temperature, rinse pressure, and time determine whether the appropriate surface temperature is achieved. Although the Chapter requires integral temperature measuring devices and a pressure gauge for hot water mechanical warewashers, the measurements displayed by these devices may not always be sufficient to determine that the surface temperatures of utensils are reaching 160°F.

The regular use of irreversible registering temperature indicators provides a simple method to verify that the hot water mechanical sanitizing operation is effective in achieving a utensil surface temperature of 160°F.

Sanitizing Solutions, Testing Devices

Testing devices to measure the concentration of sanitizing solutions are required for 2 reasons:

1. The use of chemical sanitizers requires minimum concentrations of the sanitizer during the final rinse step to ensure sanitization; and
2. Too much sanitizer in the final rinse water could be toxic.

Location

Equipment, Clothes Washers and Dryers, and Storage Cabinets, Contamination Prevention

Food equipment and the food that contacts the equipment must be protected from sources of overhead contamination such as leaking or ruptured water or sewer pipes, dripping condensate, and falling objects. When equipment is installed, it must be situated with consideration of the potential for contamination from such overhead sources.

If a clothes washer and dryer are installed adjacent to exposed food, clean equipment, utensils, linens, and unwrapped single-service and single-use articles, it could result in those items becoming contaminated from soiled laundry. The reverse is also true, i.e., items being laundered could become contaminated from the surrounding area if the washer and dryer are not properly located.

Installation

Fixed Equipment, Spacing or Sealing

This section is designed to ensure that fixed equipment is installed in a way that:

1. Allows accessibility for cleaning on all sides, above, and underneath the units or minimizes the need for cleaning due to closely abutted surfaces;
2. Ensures that equipment that is subject to moisture is sealed;
3. Prevents the harborage of insects and rodents; and
4. Provides accessibility for the monitoring of pests.

Fixed Equipment, Elevation or Sealing

The inability to adequately or effectively clean areas under equipment could create a situation that may attract insects and rodents and accumulate pathogenic microorganisms that are transmissible through food.

The effectiveness of cleaning is directly affected by the ability to access all areas to clean fixed

equipment. It may be necessary to elevate the equipment. When elevating equipment is not feasible or prohibitively expensive, sealing to prevent contamination is required.

The economic impact of the requirement to elevate display units in retail food stores, coupled with the fact that the design, weight, and size of such units are not conducive to casters or legs, led to the exception for certain units located in consumer shopping areas, provided the floor under the units is kept clean. This exception for retail food store display equipment including shelving, refrigeration, and freezer units in the consumer shopping areas requires a rigorous cleaning schedule.

Equipment

Good Repair and Proper Adjustment

Proper maintenance of equipment to manufacturer specifications helps ensure that it will continue to operate as designed. Failure to properly maintain equipment could lead to violations of the associated requirements of the Chapter that place the health of the consumer at risk. For example, refrigeration units in disrepair may no longer be capable of properly cooling or holding time/temperature control for safety foods at safe temperatures.

The cutting or piercing parts of can openers may accumulate metal fragments that could lead to food containing foreign objects and, possibly, result in consumer injury.

Adequate cleaning and sanitization of dishes and utensils using a warewashing machine is directly dependent on the exposure time during the wash, rinse, and sanitizing cycles. Failure to meet manufacturer and Chapter requirements for cycle times could result in failure to clean and sanitize. For example, high temperature machines depend on the buildup of heat on the surface of dishes to accomplish sanitization. If the exposure time during any of the cycles is not met, the surface of the items may not reach the time-temperature parameter required for sanitization. Contact time is also important in warewashing machines that use a chemical sanitizer since the sanitizer must contact the items long enough for sanitization to occur. In addition, a chemical sanitizer will not sanitize a dirty dish; therefore, the cycle times during the wash and rinse phases are critical to sanitization.

Cutting Surfaces

Cutting surfaces such as cutting boards and blocks that become scratched and scored may be difficult to clean and sanitize. As a result, pathogenic microorganisms transmissible through food may build up or accumulate. These microorganisms may be transferred to foods that are prepared on such surfaces.

Microwave Ovens

Failure of microwave ovens to meet the CFR standards could result in human exposure to radiation leakage, resulting in possible medical problems to consumers and employees using the machines.

Warewashing Equipment, Cleaning Frequency

During operation, warewashing equipment is subject to the accumulation of food wastes and other soils or sources of contamination. In order to ensure the proper cleaning and sanitization of equipment and utensils, it is necessary to clean the surface of warewashing equipment before use and periodically throughout the day.

Warewashing Machines, Manufacturers' Operating Instructions

To ensure properly cleaned and sanitized equipment and utensils, warewashing machines must be operated properly. The manufacturer affixes a data plate to the machine providing vital, detailed instructions about the proper operation of the machine including wash, rinse, and sanitizing cycle times and temperatures which must be achieved.

Warewashing Sinks, Use Limitation

If the wash sink is used for functions other than warewashing, such as washing wiping cloths or washing and thawing foods, contamination of equipment and utensils could occur. However, Rule -.05 subsection (6)(f) 2 of the Chapter does allow the preparation and thawing of food in warewashing sinks under certain conditions: 1) Fruits and vegetables cannot be washed or prepared in warewashing sinks; 2) Warewashing sinks must be cleaned and sanitized before and after each use; 3) The volume of food to be washed or prepared must fit within a colander in such a way that none of the food touches any surfaces of warewashing sinks; 4) No other operation can be conducted at the same time while food is being prepared or thawed.

Note: Dependent upon menu and volume of food, a dedicated sink for preparation and thawing of foods, such as meat, fish and or poultry may be necessary. This food preparation sink is separate from warewashing sinks, fruit and vegetable sinks, hand washing sinks or janitor sinks.

Warewashing Equipment, Cleaning Agents

Failure to use detergents or cleaners in accordance with the manufacturer's label instructions could create safety concerns for the employee and consumer. For example, employees could suffer chemical burns, and chemical residues could find their way into food if detergents or cleaners are used carelessly.

Equipment or utensils may not be cleaned if inappropriate or insufficient amounts of cleaners or detergents are used.

Warewashing Equipment, Clean Solutions

Failure to maintain clean wash, rinse, and sanitizing solutions adversely affects the warewashing operation. Equipment and utensils may not be sanitized, resulting in subsequent contamination of food.

Manual Warewashing Equipment, Wash Solution Temperature

The wash solution temperature required in the Chapter is essential for removing organic matter. If the temperature is below 110°F, the performance of the detergent may be adversely affected, e.g., animal fats that may be present on the dirty dishes would not be dissolved.

Mechanical Warewashing Equipment, Wash Solution Temperature

The wash solution temperature in mechanical warewashing equipment is critical to proper operation. The chemicals used may not adequately perform their function if the temperature is too low. Therefore, the manufacturer's instructions must be followed. The temperatures vary according to the specific equipment being used.

Manual Warewashing Equipment, Hot Water Sanitization Temperatures

If the temperature during the hot water sanitizing step is less than 171°F, sanitization will not be achieved. As a result, pathogenic organisms may survive and be subsequently transferred from utensils to food.

Mechanical Warewashing Equipment, Hot Water Sanitization Temperatures

The temperature of hot water delivered from a warewasher sanitizing rinse manifold must be maintained according to the equipment manufacturer's specifications and temperature limits specified in this section to ensure surfaces of multiuse utensils such as kitchenware and tableware accumulate enough heat to destroy pathogens that may remain on such surfaces after cleaning.

The surface temperature must reach at least 160°F as measured by an irreversible registering temperature measuring device to affect sanitization. When the sanitizing rinse temperature exceeds 194°F at the manifold, the water becomes volatile and begins to vaporize reducing its ability to convey sufficient heat to utensil surfaces. The lower temperature limits of 165°F for a stationary rack, single temperature machine, and 180°F for other machines are based on the sanitizing rinse contact time required to achieve the 160°F utensil surface temperature.

Mechanical Warewashing Equipment, Sanitization Pressure

If the flow pressure of the final sanitizing rinse is less than that required, dispersion of the sanitizing solution may be inadequate to reach all surfaces of equipment or utensils.

Manual and Mechanical Warewashing Equipment, Chemical Sanitization - Temperature, pH, Concentration, and Hardness

With the passage of the Food Quality Protection Act of 1996 and the related Antimicrobial Regulation Technical Correction Act of 1998, Federal regulatory responsibility for chemical hard surface sanitizers was moved from FDA (CFR/OFAS) to EPA (Office of Pesticides Programs, Antimicrobial Division). As a result, the relevant Federal regulation has moved from 21 CFR 178.1010 to 40 CFR 180.940. The Food Code contains provisions that were not captured in either

21 CFR 178.1010 or 40 CFR 180.940, such as pH, temperature, and water hardness. There is need to retain these provisions in the Code.

The effectiveness of chemical sanitizers can be directly affected by the temperature, pH, concentration of the sanitizer solution used, and hardness of the water. Therefore, it is critical to sanitization that the sanitizers are used consistently with the EPA-registered label, and if pH, temperature, and water hardness (for quat) are not included on the label, that the solutions meet the standards required in the Chapter.

With respect to chemical sanitization, the Chapter addresses the proper use conditions for the sanitizing solution, i.e., chemical concentration range, pH, and temperature minimum levels and, with respect to quaternary ammonium compounds (quats), the maximum hardness level. If these parameters are not as specified in the Chapter or on the EPA-registered label, then this provision is violated. By contrast, the Chapter addresses contact time in seconds. For chemical sanitization, this paragraph is only violated when the specified contact time is not met.

Rule -.07 subsection (6) (g) of the Chapter addresses whether or not the chemical agent being applied as a sanitizer is approved and listed for that use under 40 CFR 180.940.

EPA sanitizer registration assesses compliance with 40 CFR 180.940, therefore if the product is used at the appropriate concentration for the application on the EPA-registered label, it is not necessary to consult 40 CFR 180.940 for further compliance verification. If an EHS determined that a solution exceeded the concentration for the application on the EPA-registered label or is used for an application that is not on the EPA-registered label, Rule -.07(6)(g) would be violated.

To summarize, a sanitizing solution that is too weak would be a violation of Rule -.05 subsection (6) (n). A solution that is too strong would be a violation of Rule -.07 subsection (6)(g). Rule -.07 subsection (6)(e) would not be violated due to the existence of Rule -.07 subsection (6)(g) that specifically addresses the use chemical sanitizers.

A variety of hard food contact surface sanitizers such as sodium hypochlorite or hypochlorous acid, can be generated on-site by technologies known as electrolyzed water, electro chemically activated water, and electro activated water in pesticide generating devices. Rule -.05(6)(n)6. addresses the efficacy and use of these on-site generated solutions and Rule -.05(8)(b)3. requires that the conditions of use yields sanitization as defined in Rule -.01(126), i.e., a 5 log (99.999%) reduction.

Any data used to validate efficacy of on-site generated sanitizer solutions should include validation testing that includes all factors that could impact the efficacy of the sanitizer solution, including water hardness, pH, temperature, and a time element because efficacy can reduce with time as well as the EPA establishment number on the device, the ingredients used, and specification sheets for the equipment. The report should also clearly identify the minimum acceptable concentration of active ingredient required for that product to pass the test. This testing is best performed under Good Laboratory Practices. See the EPA web site at <http://www.epa.gov/compliance/monitoring/programs/fifra/glp.html>. According to the web site, "EPA's Good Laboratory Practice Standards (GLPS) compliance monitoring program ensures the

quality and integrity of test data submitted to the Agency in support of a pesticide product registration under FIFRA section 5 of the Toxic Substances Control Act (TSCA), and pursuant to testing consent agreements and test rules issued under section 4 of TSCA.”

Verifying the adequacy of chlorine-based solutions can be accomplished on an on-going basis by confirming that the concentration, temperature, and pH of the sanitizing solutions comply with Rule .05(6)(n)1. using acceptable test methods and equipment.

The manufacturer shall provide methods (e.g., test strips, kits, etc.) to verify that the equipment consistently generates a solution on-site at the necessary concentration to achieve sanitization.

Devices can be used for years to produce chemicals intended for the washing of fruits and vegetables, (e.g., hypochlorous acid, ozone, and chlorine dioxide). Other devices that are capable of producing hard food contact surface cleaning and sanitizing solutions on-site (e.g., chlorine, hypochlorous acid that are generated by processes known as electrolyzed water, electro chemically activated water, and electro activated water).

A device used to generate hard food contact surface sanitizers on-site is considered a pesticide device. The Environmental Protection Agency (EPA) defines a device in 40 CFR 152.500, Requirements for devices, as “(a) A device is defined as any instrument or contrivance (other than a firearm) intended for trapping, destroying, repelling, or mitigating any pest or any other form of plant or animal life (other than man and other than a bacterium, virus, or other microorganism on or in living man or living animals) but not including equipment used for the application of pesticides (such as tamper-resistant bait boxes for rodenticides) when sold separately therefrom.”

The EPA does not require the registration of pesticide devices; however, these devices must be produced in a registered establishment. The data plate must list the establishment number. Additionally, device label requirements are established by section 2(q)(1) and section 12 of Federal Insecticide, Fungicide, and Rodenticide Act (FIFRA), as well as 40 CFR 152.500 Requirements for Devices and 156.10 Labeling Requirements. No statement that is false or misleading can appear in a device's labeling. Statements that are subject to this regulation include, but are not limited to:

- The name, brand, or trademark under which the product is sold
- An ingredient statement
- Statements concerning effectiveness of the product
- Hazard and precautionary statements for human and domestic animals
- Environmental and exposure hazards
- The directions for use

Maintaining and cleaning devices used for the on-site generation of sanitizing solutions in accordance with manufacturer's specifications will help to ensure that they continue to generate the sanitizer chemicals in the form and concentration for which their efficacy was assessed.

Manual Warewashing Equipment, Chemical Sanitization Using Detergent-Sanitizers

Some chemical sanitizers are not compatible with detergents when a 2 compartment operation is

used. When using a sanitizer that is different from the detergent-sanitizer of the wash compartment, the sanitizer may be inhibited by carry-over, resulting in inadequate sanitization.

Warewashing Equipment, Determining Chemical Sanitizer Concentration

The effectiveness of chemical sanitizers is determined primarily by the concentration and pH of the sanitizer solution. Therefore, a test kit is necessary to accurately determine the concentration of the chemical sanitizer solution.

Utensils and Temperature and Pressure Measuring Devices

Good Repair and Calibration

A utensil or food temperature measuring device can act as a source of contamination to the food it contacts if it is not maintained in good repair. Also, if temperature or pressure measuring devices are not maintained in good repair, the accuracy of the readings is questionable. Consequently, a temperature problem may not be detected, or conversely, a corrective action may be needlessly taken.

Single-Service and Single-Use Articles, Required Use

In situations in which the reuse of multiuse items could result in foodborne illness to consumers, single-service and single-use articles must be used to ensure safety.

Single-Service and Single-Use Articles, Use Limitation

Articles that are not constructed of multiuse materials may not be reused as they are unable to withstand the rigors of multiple uses, including the ability to be subjected to repeated washing, rinsing, and sanitizing.

Shells, Use Limitation

The reuse of mollusk and crustacean shells as multiuse utensils is not allowed in food establishments. This prohibition does not apply to the removal of the oyster or other species from the shell for preparation, then returning the same animal to the same shell for service.

The shell itself may be potentially unsafe for use as a food utensil because of residues from natural and environmental contamination occurring after the mollusk or crustacean is removed. In addition, natural shells are not durable or easily cleanable. When mollusk or crustacean shells (from commercial sources) are re-used by filling them with shucked shellfish, the food is considered misleading and not honestly presented.

Equipment, Food-Contact Surfaces, Nonfood-Contact Surfaces, and Utensils, Frequency and Methods

The objective of cleaning focuses on the need to remove organic matter from food-contact surfaces

so that sanitization can occur and to remove soil from nonfood contact surfaces so that pathogenic microorganisms will not be allowed to accumulate, and insects and rodents will not be attracted.

Equipment Food-Contact Surfaces and Utensils

Microorganisms may be transmitted from a food to other foods by utensils, cutting boards, thermometers, or other food-contact surfaces. Food-contact surfaces and equipment used for time/temperature control for safety foods should be cleaned as needed throughout the day but must be cleaned no less than every 4 hours to prevent the growth of microorganisms on those surfaces.

Refrigeration temperatures slow down the generation time of bacterial pathogens, making it unnecessary to clean every four hours. However, the time period between cleaning equipment and utensils may not exceed 24 hours. A time-temperature chart is provided in Rule -.05(7)(b)3.(ii)(I) to accommodate operations that use equipment and utensils in a refrigerated room or area that maintains a temperature between 41°F or less and 55°F.

Surfaces of utensils and equipment contacting food that is not time/temperature control for safety food such as iced tea dispensers, carbonated beverage dispenser nozzles, beverage dispensing circuits or lines, water vending equipment, coffee bean grinders, ice makers, and ice bins must be cleaned on a routine basis to prevent the development of slime, mold, or soil residues that may contribute to an accumulation of microorganisms. Some equipment manufacturers and industry associations, e.g., within the tea industry, develop guidelines for regular cleaning and sanitizing of equipment. If the manufacturer does not provide cleaning specifications for food-contact surfaces of equipment that are not readily visible, the person in charge should develop a cleaning regimen that is based on the soil that may accumulate in those particular items of equipment.

The 2012 Conference for Food Protection (CFP) requested that FDA amend §4-602.11 of the Food Code (which is Rule -.05(7)(b)1.(i) in the Chapter) to require that equipment food contact surfaces and utensils that have contacted raw animal foods that are major food allergens be cleaned before use with other raw animal foods (Issue 2012-III-024). FDA recognizes that in addition to their intended use as ingredients, the unintended presence of major food allergens in foods may occur through cross-contact. Cross-contact describes the inadvertent introduction of an allergen into a product that would not intentionally contain that allergen as an ingredient. While most cross-contact can be avoided through control of the environment during food production and preparation, the CFP request only addresses allergen cross-contact from raw animal foods that are major food allergens and therefore, falls short of comprehensive allergen cross-contact control for all eight (8) major food allergens. Although limited in scope, such a change supports the continued efforts of FDA to work in cooperation with the Conference for Food Protection toward control of food allergens in retail food establishments. Therefore, Rule -.05(7)(b)1.(i) was amended to require that food contact surfaces of equipment and utensils that have contacted raw animal foods that are major food allergens, such as raw fish, must be cleaned and sanitized prior to contacting other types of raw animal foods. In addition, Rule -.03 was amended to add that “employees are properly trained in food safety, including food allergy awareness, as it relates to their assigned duties” as a responsibility of the Person-in-charge.

Cooking and Baking Equipment

Food-contact surfaces of cooking equipment must be cleaned to prevent encrustations that may impede heat transfer necessary to adequately cook food. Encrusted equipment may also serve as an insect attractant when not in use.

Nonfood-Contact Surfaces

The presence of food debris or dirt on nonfood contact surfaces may provide a suitable environment for the growth of microorganisms which employees may inadvertently transfer to food. If these areas are not kept clean, they may also provide harborage for insects, rodents, and other pests.

Dry Cleaning

Dry cleaning methods are indicated in only a few operations, which are limited to dry foods that are not time/temperature control for safety foods. Under some circumstances, attempts at wet cleaning may create microbiological concerns.

Precleaning

Precleaning of utensils, dishes, and food equipment allows for the removal of grease and food debris to facilitate the cleaning action of the detergent. Depending upon the condition of the surface to be cleaned, detergent alone may not be sufficient to loosen soil for cleaning. Heavily soiled surfaces may need to be presoaked or scrubbed with an abrasive.

Loading of Soiled Items, Warewashing Machines

Items to be washed in a warewashing machine must receive unobstructed exposure to the spray to ensure adequate cleaning. Items which are stacked or trays which are heavily loaded with silverware cannot receive complete distribution of detergent, water, or sanitizer and cannot be considered to be clean.

Wet Cleaning

Because of the variety of cleaning agents available and the many different types of soil to be removed it is not possible to recommend one cleaning agent to fit all situations. Each of the different types of cleaners works best under different conditions (i.e., some work best on grease, some work best in warm water, others work best in hot water). The specific chemical selected should be compatible with any other chemicals to be used in the operation such as a sanitizer or drying agent.

Washing, Procedures for Alternative Manual Warewashing Equipment

Some pieces of equipment are fixed or too large to be cleaned in a sink. Nonetheless, cleaning of such equipment requires the application of cleaners for the removal of soil and rinsing for the

removal of abrasive and cleaning chemicals, followed by sanitization.

Rinsing Procedures

It is important to rinse off detergents, abrasive, and food debris after the wash step to avoid diluting or inactivating the sanitizer.

Food-Contact Surfaces and Utensils, Frequency and Methods

Effective sanitization procedures destroy organisms of public health importance that may be present on wiping cloths, food equipment, or utensils after cleaning, or which have been introduced into the rinse solution. It is important that surfaces be clean before being sanitized to allow the sanitizer to achieve its maximum benefit.

Before Use After Cleaning

Sanitization is accomplished after the warewashing steps of cleaning and rinsing so that utensils and food-contact surfaces are sanitized before coming in contact with food and before use.

Hot Water and Chemical

Efficacious sanitization depends on warewashing being conducted within certain parameters. Time is a parameter applicable to both chemical and hot water sanitization. The time hot water or chemicals contact utensils or food-contact surfaces must be sufficient to destroy pathogens that may remain on surfaces after cleaning. Other parameters, such as rinse pressure, temperature, and chemical concentration are used in combination with time to achieve sanitization.

When surface temperatures of utensils passing through warewashing machines using hot water for sanitizing do not reach the required 160°F, it is important to understand the factors affecting the decreased surface temperature. A comparison should be made between the machine manufacturer's operating instructions and the machine's actual wash and rinse temperatures and final rinse pressure. The actual temperatures and rinse pressure should be consistent with the machine manufacturer's operating instructions and within limits specified in Rule -.05(6)(l) and (m).

If either the temperature or pressure of the final rinse spray is higher than the specified upper limit, spray droplets may disperse and begin to vaporize resulting in less heat delivery to utensil surfaces. Temperatures below the specified limit will not convey the needed heat to surfaces. Pressures below the specified limit will result in incomplete coverage of the heat-conveying sanitizing rinse across utensil surfaces.

Clean Linens, Frequency and Methods

Linens that are not free from food residues and other soiling matter may carry pathogenic microorganisms that may cause illness.

Frequency Specifications

Linens, cloth gloves, and cloth napkins are to be laundered between uses to prevent the transfer of pathogenic microorganisms between foods or to food-contact surfaces. The laundering of wet wiping cloths before being used with a fresh solution of cleanser or sanitizer is designed to reduce the microbiological load in the cleanser and sanitizer and thereby reduce the possible transfer of microorganisms to food and nonfood-contact surfaces.

Storage of Soiled Linens

Soiled linens may directly or indirectly contaminate food. Proper storage will reduce the possibility of contamination of food, equipment, utensils, and single-service and single-use articles.

Mechanical Washing

Proper laundering of wiping cloths will significantly reduce the possibility that pathogenic microorganisms will be transferred to food, equipment, or utensils.

Use of Laundry Facilities

Washing and drying items used in the operation of the establishment on the premises will help prevent the introduction of pathogenic microorganisms into the environment of the food establishment.

Drying

Equipment and Utensils, Air-Drying Required

Items must be allowed to drain and to air-dry before being stacked or stored. Stacking wet items such as pans prevents them from drying and may allow an environment where microorganisms can begin to grow. Cloth drying of equipment and utensils is prohibited to prevent the possible transfer of microorganisms to equipment or utensils.

Wiping Cloths, Air-Drying Locations

Cloths that are air-dried must be dried so that they do not drip on food or utensils and so that the cloths are not contaminated while air-drying.

Lubricating and Reassembling

Food-Contact Surfaces

Food-contact surfaces must be lubricated in a manner that does not introduce contaminants to those surfaces.

Equipment

Equipment must be reassembled in a way that food-contact surfaces are not contaminated.

Storing

Equipment, Utensils, Linens, and Single-Service and Single-Use Articles

Clean equipment and multiuse utensils which have been cleaned and sanitized, laundered linens, and single-service and single-use articles can become contaminated before their intended use in a variety of ways such as through water leakage, pest infestation, or other insanitary condition.

Prohibitions

The improper storage of clean and sanitized equipment, utensils, laundered linens, and single-service and single-use articles may allow contamination before their intended use. Contamination can be caused by moisture from absorption, flooding, drippage, or splash. It can also be caused by food debris, toxic materials, litter, dust, and other materials. The contamination is often related to unhygienic employee practices, unacceptable high-risk storage locations, or improper construction of storage facilities.

Preventing Contamination

Kitchenware and Tableware, Soiled and Clean Tableware, Preset Tableware

The presentation or setting of single-service and single-use articles and cleaned and sanitized utensils shall be done in a manner designed to prevent the contamination of food- and lip-contact surfaces.

In requirements a food service establishment has two options for maintaining ambience that presetting tableware provides and protect the equipment. Food service establishments may choose to 1) remove unused tableware at the time when a consumer or consumer(s) are seated at a table to ensure contamination does not occur to the unused tableware or 2) remove all of the tableware even the unused tableware, clean, and sanitize them before the next time that tableware is used, if the settings are not removed when a consumer is seated. Further, food service management must monitor consumer-seating activities to ensure that their wait staff is properly handling preset tableware and observing when preset tableware may be exposed to contamination.

Rinsing Equipment and Utensils after Cleaning and Sanitizing

The rinsing of cleaned and sanitized utensils and equipment in a manner that may contaminate the surfaces before they are used, such as running them under a faucet or by dipping them in a vessel of water, is prohibited. The application of a post-sanitizing rinse is restricted to warewashing machines because there will be little opportunity for contamination of the potable water rinse if applied within the confines of a compliant warewashing machine. Provided the sanitization is achieved before the rinse is applied and as long as any chemical sanitizers are used in accordance

with an EPA-registered label, the sanitary state of utensils and equipment should not be altered by applying a potable water rinse after the required final sanitizing rinse within a warewashing machine. The sanitizer concentration can be measured by turning off the post-sanitizing rinse via the switch on the front of the machine. This feature is an NSF requirement.

511-6-1-.06 SANITARY FACILITIES AND CONTROLS

Water, Plumbing, and Waste

Source

Approved System

Concerns and Protection - Water, unless it comes from a safe supply, may serve as a source of contamination for food, equipment, utensils, and hands. The major concern is that water may become a vehicle for transmission of disease organisms. Water can also become contaminated with natural or man-made chemicals. Therefore, for the protection of consumers and employees, water must be obtained from a source regulated by law and must be used, transported, and dispensed in a sanitary manner.

System Flushing and Disinfection

During construction, repair, or modification, water systems may become contaminated with microbes from soil because pipes are installed underground or by chemicals resulting from soldering and welding. Floods and other incidents may also cause water to become contaminated. Chemical contaminants such as oils may also be present on or in the components of the system. To render the water safe, the system must be properly flushed and disinfected before being placed into service. If the drinking water system is from a public water system, then the flushing and disinfection will be as per requirements established by the regulatory authority of which governs the public water supply. If the drinking water system is from a nonpublic water system, the flushing and disinfection of such system will be as per requirements established by Georgia Department of Natural Resource's Environmental Protection Division or the Health Authority which ever has jurisdiction.

Background - During construction, repair, or modification, water systems may become contaminated with microbes from soil because pipes are installed underground or by chemicals resulting from soldering and welding. Floods and other incidents may also cause water to become contaminated. Chemical contaminants such as oils may also be present on or in the components of the system. To render the water safe, the system must be properly flushed and disinfected before being placed into service.

Public Water Supply - If the drinking water system is from a public water system, then the flushing and disinfection will be as per requirements established by the regulatory authority of which governs the public water supply.

Non-Public (Well) Supply - If the drinking water system is from a nonpublic water system, the flushing and disinfection of such system will be as per requirements established by Georgia Department of Natural Resource's Environmental Protection Division or the Health Authority which ever has jurisdiction.

Bottled Drinking Water

An Alternative Emergency Water Source: Bottled water is obtained from a public water system or from a private source such as a spring or well. Either means of production must be from a commercial source that is regulated by the Georgia Department of Agriculture or other regulatory authority having jurisdiction. Bottled drinking water may only be used in case of a temporary emergency as stated in DPH Rule 511-5-14-.06(1)(j).

Quality

Standards

Safety Standards - Bacteriological and chemical standards have been developed for public drinking water supplies to protect public health. All drinking water supplies must meet standards required by law.

Nondrinking Water

Food establishments may use nondrinking water for purposes such as air-conditioning or fire protection. Nondrinking water is not monitored for bacteriological and chemical quality or safety as is drinking water. Consequently, certain safety precautions must be observed to prevent the contamination of food, drinking water, or food-contact surfaces by nondrinking water. Identifying the piping designated as nondrinking waterlines and inspection for cross connections are examples of safety precautions.

Irrigation water used in the cultivation of fresh produce, e.g. herb gardens or other onsite gardens, is another example of nondrinking water. Whenever water comes into contact with fresh produce, its quality dictates the potential for pathogen contamination. Water has the potential to be a direct source of contamination and vehicle for spreading contamination. Research has shown that irrigation water can increase the frequency of pathogen contamination of harvested produce, and may contain or convey pathogens, such as *Salmonella* spp. Where used, irrigation water should be adequate and approved for its intended use in accordance with Good Agricultural Practices (GAPs) that minimize the potential for contaminated water to contact the edible portion of the crop. FDA's "*Guide to Minimize Microbial Food Safety Hazards for Fresh-cut Fruit and Vegetables*" provides useful information about GAPs and safely growing, harvesting, washing, sorting, packing, and distributing produce. It is available at:
<http://www.fda.gov/Food/GuidanceRegulation/GuidanceDocumentsRegulatoryInformation/ProducePlantProducts/ucm064458.htm>.

Non-Public Water Supply – Approved Wells

Required Monitoring - Wells and other types of individual water supplies may become contaminated through faulty equipment or environmental contamination of ground water. Periodic sampling is required by law to monitor the safety of the water and to detect any change in quality. The controlling agency must be able to ascertain that this sampling program is active and that the safety of the water is in conformance with the appropriate standards. Laboratory results are only

as accurate as the sample submitted. Care must be taken not to contaminate samples. As specified in DPH Rule 511-5-14-.06(1)(f)1, proper sample collection and timely transportation to the laboratory are necessary to ensure the safety of drinking water used in the establishment.

Required Record Keeping - DPH Rule 511-5-14-.06(1)(f)2 specifies that a copy of the most recent water sampling report must be kept on file within the food service establishment to document a safe water supply. Likewise, and as determined by the Health Authority, the original most recent water sampling report must be kept within each food service establishment's inspection record file maintained by the local Health Authority.

Quantity and Availability

Capacity

Availability Within the Establishment -Availability of sufficient water source and system to meet the peak water demands of the food service establishment. It is a basic requirement of DPH Rule 511-5-14-.06(1)(g)1 for proper sanitation within a food establishment. An insufficient supply of safe water will prevent the proper cleaning of items such as equipment and utensils and of food employees' hands.

Required Hot Water Generation and Distribution Systems - DPH Rule 511-5-14-.06(1)(g)2 specifies that hot water for washing items such as equipment and utensils and employees' hands must be available in sufficient quantities to meet demand during peak water usage periods throughout the food service establishment. Booster heaters for warewashers that use hot water for sanitizing are designed to raise the temperature of hot water to a level that ensures sanitization. If the volume of water reaching the booster heater is not sufficient or hot enough, the required temperature for sanitization cannot be reached. Manual washing of food equipment and utensils is most effective when hot water is used. Unless utensils are clean to sight and touch, they cannot be effectively sanitized. Without sufficient hot water supplied to handsinks, food employee hands cannot be effectively cleaned to prevent cross-contamination of food and food-contact surfaces.

Pressure

Therefore, pressure generated by water under gravity flow is only allowed as applicable in DPH Rule 511-5-14-.06(1) (j). Inadequate water pressure could lead to situations that place the public health at risk. For example, inadequate pressure could result in improper handwashing or equipment operation. Sufficient water pressure ensures that equipment such as mechanical warewashers operate according to manufacturer's specifications.

Distribution, Delivery, and Retention

System

System - Inadequate water systems may serve as vehicles for contamination of food or food-contact surfaces. DPH Rule 511-5-14-.06(1)(i) provisions ensures that sufficient volumes of water are provided from supplies shown to be safe, through a distribution system that is protected.

Alternative Water Supply

Water from an approved source can be contaminated if inappropriately conveyed. Improperly constructed and maintained water mains, pumps, hoses, connections, and other appurtenances, as well as transport vehicles and containers, may result in contamination of safe water and render it hazardous to human health. Therefore, alternative sources of water must meet DPH Rule 511-5-14-.06(1) (a) through (i) and it can only be utilized temporarily, such as in a temporary interruption of a permanent water supply or as a potable water supply for a temporary food service establishment. It can also be a potable water storage tank on a mobile food service unit.

In the case of the mobile food service unit, the water supply must be obtained from a potable water source supplying the permitted base of operation. It is this base of operation that these units must report at least daily for supplies and/or cleaning and servicing operations, such as flushing and refilling the potable water tank.

Availability of sufficient water is a basic requirement for proper sanitation within a food establishment. An insufficient supply of safe water will prevent the proper cleaning of items such as equipment and utensils and of food employees' hands.

Hot water required for washing items such as equipment and utensils and employees' hands, must be available in sufficient quantities to meet the demand during peak water usage periods. Booster heaters for warewashers that use hot water for sanitizing are designed to raise the temperature of hot water to a level that ensures sanitization. If the volume of water reaching the booster heater is not sufficient or hot enough, the required temperature for sanitization cannot be reached. Manual washing of food equipment and utensils is most effective when hot water is used. Unless utensils are clean to sight and touch, they cannot be effectively sanitized.

Inadequate water pressure could lead to situations that place the public health at risk. For example, inadequate pressure could result in improper handwashing or equipment operation. Sufficient water pressure ensures that equipment such as mechanical warewashers operate according to manufacturer's specifications. Therefore, pressure generated by water under gravity flow is only allowed as applicable in Rule -.06 subsection (1) (k).

Materials Approved

Plumbing systems and hoses conveying water must be made of approved materials and be smooth, durable, nonabsorbent, and corrosion-resistant. If not, the system may constitute a health hazard because unsuitable surfaces may harbor disease organisms or it may be constructed of materials that may, themselves, contaminate the water supply. Applicable State or local plumbing codes will apply.

Design, Construction, and Installation

Approved System and Cleanable Fixtures

Water within a system will leach minute quantities of materials out of the components of the system. To make sure none of the leached matter is toxic or in a form that may produce detrimental effects, even through long-term use, all materials and components used in water systems must be of an approved type. New or replacement items must be tested and approved based on current standards.

Improperly designed, installed, or repaired water systems can have inherent deficiencies such as improper access openings, dead spaces, and areas difficult or impossible to clean and disinfect. Dead spaces allow water quality to degrade since they are out of the constant circulation of the system. Fixtures such as warewashing sinks that are not easily cleanable may lead to the contamination of food products.

Plumbing systems and hoses conveying water must be made of approved materials and is smooth, durable, nonabsorbent, and corrosion-resistant. If not, the system may constitute a health hazard because unsuitable surfaces may harbor disease organisms or it may be constructed of materials that may, themselves, contaminate the water supply. Applicable State or local plumbing codes will apply.

Handwashing Facility, Installation

Warm water is more effective than cold water in removing the fatty soils encountered in kitchens. An adequate flow of warm water will cause soap to lather and aid in flushing soil quickly from the hands. ASTM Standards for testing the efficacy of handwashing formulations specify a water temperature of 100 to 108°F (40°C ± 2°C).

An inadequate flow or temperature of water may lead to poor handwashing practices by food employees. A mixing valve or combination faucet is needed to provide properly tempered water for handwashing. Steam mixing valves are not allowed for this use because they are hard to control and injury by scalding is a possible hazard.

Backflow Prevention, Air Gap

During periods of extraordinary demand, drinking water systems may develop negative pressure in portions of the system. If a connection exists between the system and a source of contaminated water during times of negative pressure, contaminated water may be drawn into and foul the entire system. Standing water in sinks, dipper wells, steam kettles, and other equipment may become contaminated with cleaning chemicals or food residue. To prevent the introduction of this liquid into the water supply through back siphonage, various means may be used.

The water outlet of a drinking water system must not be installed so that it contacts water in sinks, equipment, or other fixtures that use water. Providing an air gap between the water supply outlet and the flood level rim of a plumbing fixture or equipment prevents contamination that may be caused by backflow.

Backflow Prevention Device, Design Standard

In some instances, an air gap is not practical such as is the case on the lower rinse arm for the final rinse of warewashers. This arm may become submerged if the machine drain becomes clogged. If this failure occurs, the machine tank would fill to the flood level rim, which is above the rinse arm. A backflow prevention device is used to avoid potential backflow of contaminated water when an air gap is not practical. The device provides a break to the atmosphere in the event of a negative pressure within the system. Minerals contained in water and solid particulate matter carried in water may coat moving parts of the device or become lodged between them over time. This may render the device inoperative. To minimize such an occurrence, only devices meeting certain standards of construction, installation, maintenance, inspection, and testing for that application may be used. The necessary maintenance can be facilitated by installing these devices in accessible locations.

Conditioning Device, Design

Water conditioning devices must be designed for easy disassembly for servicing so that they can be maintained in a condition that allows them to perform the function for which they were designed.

Numbers and Capacities

Hand Washing Sinks

Because handwashing is such an important intervention in the control of foodborne illness, sufficient handwashing sinks must be available to make handwashing not only possible, but likely to occur at all appropriate times and places as outlined by the Chapter.

According to Greig et al. (July 2007) an analysis of 816 reported outbreaks of infected worker-associated outbreaks from 1927-2006 found that over 61% of these outbreaks came from food service facilities and catered events, and another 11% of them are attributed to schools, day care centers and health care institutions. The two most frequently reported risk factors associated with

these implicated food workers was bare hand contact with food, and failure to properly wash hands.

Green et al (JFP, March 2007) found that handwashing was more likely to occur in restaurants whose food workers received food safety training, had more than one handwashing sink, and had a handwashing sink in the observed worker's sight. This suggests that improving food worker hand hygiene requires more than food safety education.

Toilets and Urinals

Adequate, sanitary toilet facilities are necessary for the proper disposal of human waste, which carries pathogenic microorganisms, and for preventing the spread of disease by flies and other insects.

Service Sink

Mop water and similar liquid wastes are contaminated with microorganisms and other filth. Waste water must be disposed of in a sanitary manner that will not contaminate food or food equipment. A service sink or curbed cleaning facility with a drain allows for such disposal.

Backflow Prevention Device, When Required

The delivery end of hoses attached to hose bibbs on a drinking water line may be dropped into containers filled with contaminated water or left in puddles on the floor or in other possible sources of contamination. A backflow prevention device must be installed on the hose bibb to prevent the back siphonage of contaminated liquid into the drinking water system during occasional periods of negative pressure in the water line.

Backflow Prevention Device, Carbonator

When carbon dioxide is mixed with water, carbonic acid, a weak acid, is formed. Carbonators on soft drink dispensers form such acids as they carbonate the water to be mixed with the syrups to produce the soft drinks. If carbon dioxide backs up into a copper water line, carbonic acid will dissolve some of the copper. The water containing the dissolved copper will subsequently be used in dispensing soft drinks and the first few customers receiving the drinks are likely to suffer with the symptoms of copper poisoning.

An air gap or a vented backflow prevention device meeting ASSE Standard No. 1022 will prevent this occurrence, thereby reducing incidences of copper poisoning.

Location and Placement

Handwashing Sinks

Hands are a common vehicle for the transmission of pathogens to foods in an establishment. Hands can become soiled with a variety of contaminants during routine operations. The transfer of contaminants can be limited by providing food employees with handwashing sinks that are

properly equipped and conveniently located.

A handwashing sink that is properly located is one that is available to food employees who are working in food preparation, food dispensing, and warewashing areas. Handwashing sinks that are blocked by portable equipment or stacked full of soiled utensils and other items, are rendered unavailable for employee use. Nothing must block the approach to a handwashing sink thereby discouraging its use, plus it must be kept clean and well stocked with soap and sanitary towels to facilitate frequent use. Therefore, a handwashing sink that is located in the immediate work area, or between work areas that the Code states must be equipped with handwashing sinks, depending upon the size and function of the facility, would be considered properly located. Such placement of handwashing sinks facilitates frequent handwashing by food employees in all work areas.

Backflow Prevention Device, Location

Backflow prevention devices are meant to protect the drinking water system from contamination caused by backflow. If improperly placed, backflow prevention devices will not work. If inconveniently located, these devices may not be accessed when systems are extended, altered, serviced, or replaced. Over a period of time, unserviced devices may fail and system contamination may occur.

Conditioning Device, Location

When not located for easy maintenance, conditioning devices will be inconvenient to access and devices such as filters, screens, and water softeners will become clogged because they are not properly serviced.

Operation and Maintenance

Using a Handwashing Sink

Facilities must be maintained in a condition that promotes handwashing and restricted for that use. Convenient accessibility of a handwashing facility encourages timely handwashing which provides a break in the chain of contamination from the hands of food employees to food or food-contact surfaces. Sinks used for food preparation and warewashing can become sources of contamination if used as handwashing facilities by employees returning from the toilet or from duties which have contaminated their hands.

Prohibiting a Cross Connection

Nondrinking water may be of unknown or questionable origin. Wastewater is either known or suspected to be contaminated. Neither of these sources can be allowed to contact and contaminate the drinking water system.

Scheduling Inspection and Service for a Water System Device

Water system devices, such as filters and backflow preventers, are affected by the water in the

system. How devices are affected depends on water quality, especially pH, hardness, and suspended particulate matter in the water. Complexity of the device is also a factor. Manufacturer recommendations, as well as inspection and maintenance schedules for these devices, must be strictly followed to prevent failure during operation.

Cleaning

Water Reservoir of Fogging Devices, Cleaning

Water reservoirs that have poor water exchange rates, such as reservoirs for some humidifiers or aerosol or fogging devices, and that are directly or indirectly open to the atmosphere, may be contaminated with respiratory pathogens such as *Legionella pneumophila*. This organism is extremely infectious and can be transmitted through very small droplets of a fogger or humidifier. It is important that the manufacturer's cleaning and maintenance schedule be scrupulously followed to prevent a reservoir from colonization by this bacterium.

System Maintained in Good Repair

Improper repair or maintenance of any portion of the plumbing system may result in potential health hazards such as cross connections, backflow, or leakage. These conditions may result in the contamination of food, equipment, utensils, linens, or single-service or single-use articles. Improper repair or maintenance may result in the creation of obnoxious odors or nuisances and may also adversely affect the operation of warewashing equipment or other equipment which depends on sufficient volume and pressure to perform its intended functions.

Materials Approved

Materials used in the construction of a mobile water tank are affected by the water they contact. Tank liners may deteriorate and flake. Metals or platings can be toxic. To prevent the degradation of the quality of the water, it is important that the materials used in the construction of the tank are suitable for such use.

Applicants for a mobile food service permit must submit documentation that potable water tanks and all related components comply with criteria set forth within Rule -.06.

Design and Construction

Enclosed System, Sloped to Drain; Inspection and Cleaning Port, Protected and Secured

The tank must be a closed system from the filling inlet to the outlet to prevent contamination of water. It is important that the bottom of the tank be sloped to the outlet to allow the tank to drain completely, to facilitate the proper cleaning and disinfection of the tank, and to prevent the retention of water or solutions after cleaning.

Some tanks are designed with an access opening to facilitate the cleaning and servicing of the water tank. The access must be constructed to prevent the opening from becoming a source of

contamination of the water.

"V" Type Threads, Use Limitation

V-type threads are difficult to clean if contaminated with food or waste. To prevent the contamination of the drinking water, this type of thread should only be used on water tank inlets and outlets if the connection is permanent which eliminates exposed, difficult-to-clean threads.

Tank Vent, Protected

Water tanks are equipped with a vent to preclude distortion during filling or draining. The vent should be equipped with a suitable screen or filter to protect the tank against the entry of insects or other vermin that may contaminate the water supply.

Inlet and Outlet, Sloped to Drain

Both the inlet and outlet must be sloped to drain to prevent the pooling of possibly contaminated water or sanitizing solution.

Hose, Construction and Identification

Hoses used to fill potable water tanks should be dedicated for that one task and should be identified for that use only to prevent contaminating the water. Hoses must be made of a material that will not leach detrimental substances into the water.

Numbers and Capacities

Filter, Compressed Air

Compressor pistons are lubricated with oil to minimize wear. Some of the oil is carried into the air lines and if not intercepted may contaminate the tank and water lines.

Protective Cover or Device

Protective equipment provided for openings of the water supply must be in use to prevent contamination which may be present where the supply is exposed to the environment, i.e., at water inlets or outlets or the ends of transfer hoses.

Mobile Food Establishment Tank Inlet

Mobile units may be particularly vulnerable to environmental contamination if soiled hose connections are coupled to the tank inlet.

Operation and Maintenance

System Flushing and Disinfection

Contaminants of various types may be introduced into a water system during construction or repair or other incidents. The system must be flushed and sanitized after maintenance and before it is placed into service to prevent contamination of the water introduced into the tank.

Using a Pump and Hoses, Backflow Prevention

When a water system includes a pump, or a pump is used in filling a water tank, care must be taken during hookup to prevent negative pressure on the supplying water system. Backflow prevention to protect the water supply is especially necessary during cleaning and sanitizing operations on a mobile system.

Protecting Inlet, Outlet, and Hose Fitting

When not connected for use, water inlets, outlets, and hose fittings should be closed to the environment. Unless capped or otherwise protected, filling inlets, outlets, and hoses may become contaminated by dust or vermin.

Tank, Pump, and Hoses, Dedication

Hoses, pumps, and tanks used for food or water may not be used for other liquids because this may contaminate the water supply. If a hose, tank, or pump has been used to transfer liquid food, the equipment must be cleaned and sanitized before using it for water delivery. Failure to properly clean and sanitize the equipment would introduce nutrients, and possibly bacteria, into the water as well as inactivate residual chlorine from public water supplies.

Mobile Holding Tank - Capacity and Drainage

Liquid waste from a mobile or temporary food establishment must be stored in a properly constructed waste tank to discourage the attraction of flies and other vermin. The waste tank must be 15% larger than the water storage tank to allow for storage of wastes and used water from the drinking water supply tank. The drain from the waste tank must be larger than the filling hose to prevent the use of the drinking water filling hose to drain the waste tank.

Retention, Drainage, and Delivery

Establishment Drainage System

The drainage system must be designed and installed properly to prevent the backup of sewage and the possible contamination of foods or food-contact surfaces in the establishment.

Backflow Prevention

Improper plumbing installation or maintenance may result in potential health hazards such as cross connections, back siphonage or backflow. These conditions may result in the contamination of

food, utensils, equipment, or other food-contact surfaces. It may also adversely affect the operation of equipment such as warewashing machines.

An exception allows for a direct connection to the sanitary sewer system for floor drains originating in refrigerated spaces that are constructed as an integral part of the building structure. Examples of refrigerated spaces that are considered an integral part of the building include refrigerated prep rooms, meat cutting rooms, and refrigerated storage rooms. The exception specifically targets refrigerated spaces that are considered an integral part of the building. It does not apply to prefabricated walk-in refrigerators and freezers with prefabricated floors. It is not intended to apply to pieces of equipment, including those which may be located in a refrigerated room, and which indirectly drain to a floor drain within the room.

Grease Trap

Failure to locate a grease trap so that it can be properly maintained and cleaned could result in the harborage of vermin and/or the failure of the sewage system.

Conveying Sewage; Removing Mobile Food Establishment Waste

Improper disposal of waste provides a potential for contamination of food, utensils, and equipment and, therefore, may cause serious illness or disease outbreaks. Proper removal is required to prevent contamination of ground surfaces and water supplies, or creation of other insanitary conditions that may attract insects and other vermin.

All sewage and other liquid wastes must be removed from a mobile food service unit at an approved waste servicing area located on the premises of the unit's base of operation.

Flushing a Waste Retention Tank

Thoroughly flushing the liquid waste retention tank will prevent the buildup of deposits within the tank which could affect the proper operation of the tank.

Disposal Facility

Approved Sewage Disposal System

Many diseases can be transmitted from one person to another through fecal contamination of food and water. This transmission can be indirect. Proper disposal of human wastes greatly reduces the risk of fecal contamination. This Code provision is intended to ensure that wastes will not contaminate ground surfaces or water supplies; pollute surface waters; be accessible to children or pets; or allow rodents or insects to serve as vectors of disease from this source.

Other Liquid Waste and Rainwater

Liquid food wastes and rainwater can provide a source of bacterial contamination and support populations of pests. Proper storage and disposal of wastes and drainage of rainwater eliminate

these conditions.

Garbage and Refuse Storage

Proper storage and disposal of garbage and refuse are necessary to minimize the development of odors, prevent such waste from becoming an attractant and harborage or breeding place for insects and rodents, and prevent the soiling of food preparation and food service areas. Improperly handled garbage creates nuisance conditions, makes housekeeping difficult, and may be a possible source of contamination of food, equipment, and utensils.

Storage areas for garbage and refuse containers must be constructed so that they can be thoroughly cleaned in order to avoid creating an attractant or harborage for insects or rodents. In addition, such storage areas must be large enough to accommodate all the containers necessitated by the operation in order to prevent scattering of the garbage and refuse.

All containers must be maintained in good repair and cleaned as necessary in order to store garbage and refuse under sanitary conditions as well as to prevent the breeding of flies.

Garbage containers should be available wherever garbage is generated to aid in the proper disposal of refuse.

Outside receptacles must be constructed with tight-fitting lids or covers to prevent the scattering of the garbage or refuse by birds, the breeding of flies, or the entry of rodents. Proper equipment and supplies must be made available to accomplish thorough and proper cleaning of garbage storage areas and receptacles so that unsanitary conditions can be eliminated.

Removal Frequency, Receptacles or Vehicles

Refuse, recyclables, and returnable items, such as beverage cans and bottles, usually contain a residue of the original contents. Spillage from these containers soils receptacles and storage areas and becomes an attractant for insects, rodents, and other pests. The handling of these materials entails some of the same problems and solutions as the handling of garbage and refuse. Problems are minimized when all of these materials are removed from the premises at a reasonable frequency.

Facilities for Disposal and Recycling

Community or Individual Facility

Alternative means of solid waste disposal must be conducted properly to prevent environmental consequences and the attraction of insects, rodents, and other pests.

511-6-1-.07 PHYSICAL FACILITIES AND TOXIC MATERIALS

Indoor Areas - Surface Characteristics

Floors, walls, and ceilings that are constructed of smooth and durable surface materials are more easily cleaned.

Floor surfaces that are graded to drain and consist of effectively treated materials will prevent contamination of foods from dust and organisms from pooled moisture.

The special requirements for carpeting materials and nonabsorbent materials in areas subject to moisture are intended to ensure that the cleanability of these surfaces is retained.

Although food served from temporary food establishments is subject to the same potential for contamination as food served in permanent establishments, the limited capabilities and short duration of operation are recognized by less stringent requirements for surface characteristics.

Outdoor Areas - Surface Characteristics

The requirements concerning surface characteristics of outdoor areas are intended to facilitate maintenance and minimize the accumulation of dust and mud on walking and driving areas, provide durable exterior building surfaces, and prevent the attracting, harboring, or breeding of insects, rodents, and other pests where refuse, recyclables, or returnables are stored.

Cleanability

Floors, Walls, Ceilings, and Utility Lines

Floors that are of smooth, durable construction and that are nonabsorbent are more easily cleaned. Requirements and restrictions regarding floor coverings, utility lines, and floor/wall junctures are intended to ensure that regular and effective cleaning is possible, and that insect and rodent harborage is minimized.

Floor and Wall Junctures, Coved, and Enclosed or Sealed

When cleaning is accomplished by spraying or flushing, coving, and sealing of the floor/wall junctures are required to provide a surface that is conducive to water flushing. Grading of the floor to drain allows liquid wastes to be quickly carried away, thereby preventing pooling which could attract pests such as insects and rodents or contribute to problems with certain pathogens such as *Listeria monocytogenes*.

Floor Carpeting, Restrictions and Installation

Requirements and restrictions regarding floor carpeting are intended to ensure that regular and effective cleaning is possible, and that insect harborage is minimized. The restrictions for areas not

suited for carpeting materials are designed to ensure cleanability of surfaces where accumulation of moisture or waste is likely.

Floor Covering, Mats and Duckboards

Requirements regarding mats and duckboards are intended to ensure that regular and effective cleaning is possible, and that accumulation of dirt and waste is prevented.

Wall and Ceiling Coverings and Coatings, Attachments, Studs, Joists, and Rafters

Walls and ceilings that are of smooth construction, nonabsorbent, and in good repair can be easily and effectively cleaned. Special requirements related to the attachment of accessories and exposure of wall and ceiling studs, joists, and rafters are intended to ensure the cleanability of these surfaces. There is an exception for dry storage areas as defined in Rule -.01(37) where unopened, packaged or containerized bulk food that is not time/temperature control for safety food and dry goods such as single-service items are stored. These types of foods are still in the case or in their original, commercial packaging. Within these dry storage areas, the concrete block or brick surfaces do not have to be finished to provide a nonabsorbent, light colored, easily cleanable surface.

Functionality

Light Bulbs, Protective Shielding

Shielding of light bulbs helps prevent breakage. Light bulbs that are shielded, coated, or otherwise shatter-resistant are necessary to protect exposed food, clean equipment, utensils and linens, and unwrapped single-service and single-use articles from glass fragments should the bulb break.

Heating, Ventilating, Air Conditioning System Vents

Heating and air conditioning system vents that are not properly designed and located may be difficult to clean and result in the contamination of food, food preparation surfaces, equipment, or utensils by dust or other accumulated soil from the exhaust vents.

Insect Control Devices, Design and Installation

Insect electrocution devices are considered supplemental to good sanitation practices in meeting the Chapter requirement for controlling the presence of flies and other insects in a food establishment.

Improper design of the device and dead insect collection tray could allow dead insect parts and injured insects to escape, rendering the device itself a source of contamination.

Exposed food and food-contact surfaces must be protected from contamination by insects or insect parts. Installation of the device over food preparation areas or in close proximity to exposed food and/or food-contact surfaces could allow dead insects and/or insect parts to be impelled by the electric charge, fall, or be blown from the device onto food or food-contact surfaces.

Toilet Rooms, Enclosed

Completely enclosed toilet facilities minimize the potential for the spread of disease by the movement of flies and other insects between the toilet facility and food preparation areas.

Outer Openings, Protected

Insects and rodents are vectors of disease-causing microorganisms which may be transmitted to humans by contamination of food and food-contact surfaces. The presence of insects and rodents is minimized by protecting outer openings to the food establishment.

In the National Fire Protection Association's NFPA 101, Life Safety Code, 2009 Edition, doors to exit enclosures such as stairs, horizontal exits, or exit passageways are required to be self closing. The Life Safety Code does not require exterior doors used as exits to be self closing, but they can be.

The intent of self-closing, tight-fitting doors is to protect food establishments from the entry of insects and rodents by keeping doors closed when not in use. Self-closing devices allow a door to return to its closed position after use. If an exterior door is not routinely used for entry or exit because its use is restricted by the fire protection authority for emergency use only, it is not a portal for the entry of pests and does not need a self-closing device. An exterior door that is designated for use only when an emergency exists by the fire department does not need to be self closing. It should be solid and tight-fitting as well as have limited use (i.e. not used for entrance or exit other than for emergency use).

Exterior Walls and Roofs, Protective Barrier

Walls and roofs provide a barrier to protect the interior and foods from the weather, windblown dirt and debris, and flying insects.

Outdoor Food Vending Areas, Overhead Protection

The potential for contamination from airborne dust and particulates or inclement weather is present in outside areas. Overhead protection minimizes the potential for contamination of food under such conditions.

Outdoor Servicing Areas, Overhead Protection

Pooled water, which may result if overhead protection is not provided for outdoor servicing areas, attracts wild animals and birds and creates a condition suitable for the breeding of insects.

Outdoor Walking and Driving Surfaces, Graded to Drain

If foot traffic is allowed to occur from undrained areas, contamination will be tracked into the establishment. Surfaces graded to drain minimize these conditions. Pooled water on exterior

walking and driving surfaces may also attract rodents and breed insects.

Outdoor Refuse Areas, Curbed and Graded to Drain

If refuse areas are not graded properly, wastewater will pool and attract insects and rodents. If cleaning operations for large storage containers, such as dumpsters, is conducted off-site, i.e. a contract with a garbage collection company, then the outdoor refuse areas do not have to be designed to collect liquid waste for disposal. Should spillage be found to occur on the waste storage facility area, as the result of missing drain-hole plugs, then these plugs are to be put back in place and the leakage spot dry cleaned using absorbent material, such as that used to clean-up oil spills. Once used, the absorbent material may be disposed of as garbage. Liquid wastes have to be disposed of as per applicable local Codes.

Private Homes and Living or Sleeping Quarters, Use Prohibited; Separation

Areas or facilities that are not compatible with sanitary food establishment operations must be located or separated from other areas of the establishment to preclude potential contamination of food and food-contact surfaces from poisonous or toxic materials, dust or debris, the presence of improperly designed facilities and equipment, and the traffic of unauthorized and/or unnecessary persons or pets.

Further, Article IV of the Amendments to the U.S. Constitution ensures the right of persons to be secure in their homes against unreasonable search and seizure. This provision could hinder the regulatory authority's access to conduct routine inspections of a food establishment operated in the living area of a private home.

Hand Washing Sinks

Handwashing Cleanser, Availability

Hand cleanser (soap) must always be present to aid in reducing microorganisms and particulate matter found on hands.

Hand Drying Provision

Provisions must be provided for hand drying so that employees will not dry their hands on their clothing or other unclean materials. It is known that wet hands transfer bacteria more readily than dry hands. The residual moisture found on the hands after washing allows for bacterial and viral transfer to food or solid surfaces by touch. The method in which hands are dried is a critical factor in reducing chances of cross-contamination by hands to food and environmental surfaces (Patrick et al., (1997)).

With regard to the addition of air knife technology for hand drying, data reviewed by FDA scientists at the FDA's National Center for Food Safety Technology (Moffitt Center) demonstrates that the use of this technology in hand dryers has been found to be equivalent to the hand drying treatment in existing heated-air devices.

While the Chapter does not specifically address the configuration or ergonomic design of hand drying devices, technologies employing air knife systems do not appear to accommodate the drying of one's arms and may not be large enough to accommodate surrogate prosthetic devices for hands and arms to fit within the hand-dryer. In the case where food employees are expected to wash their forearms or are fitted with a surrogate prosthetic device, the food establishment would need to provide an alternate means for drying of the arms and certain prosthetic devices.

Handwashing Signage

A sign or poster is required to remind food employees to wash their hands.

Disposable Towels, Waste Receptacle

Waste receptacles at handwashing sinks are required for the collection of disposable towels so that the paper waste will be contained, will not contact food directly or indirectly, and will not become an attractant for insects or rodents.

Toilet Tissue, Availability

To minimize hand contact with fecal waste, toilet tissue is necessary for hygienic cleaning following use of toilet facilities. Toilet tissue must be supplied to meet the demand.

Lighting Intensity

Lighting levels are specified so that sufficient light is available to enable employees to perform certain functions such as reading labels; discerning the color of substances; identifying toxic materials; recognizing the condition of food, utensils, and supplies; and safely conducting general food establishment operations and clean-up. Properly distributed light makes the need for cleaning apparent by making accumulations of soil conspicuous.

Ventilation Mechanical

When mechanical ventilation is necessary, it must have adequate capacity to ensure that soiling of walls, ceilings, and other equipment is minimized; obnoxious odors or toxic fumes are effectively removed; and no hazards or nuisances involving accumulation of fats, oils, and similar wastes are created.

Balancing of the exhaust and make-up air must be ensured so that the system can operate efficiently.

Dressing Areas Lockers - Designation

Street clothing and personal belongings can contaminate food, food equipment, and food-contact surfaces. Proper storage facilities are required for articles such as purses, coats, shoes, cell phones, and personal medications.

Service Sinks Availability

A service sink or curbed facility is required so that the cleanliness of the food establishment can be maintained, attractants for insects and rodents minimized, and contamination of food and equipment by accumulated soil prevented. Liquid wastes generated during cleaning must be disposed of in a sanitary manner to preclude contamination of food and food equipment. A service sink is provided to prevent the improper disposal of wastes into other sinks such as food preparation and handwashing sinks.

Handwashing Sinks Conveniently Located

Facilities must be located in or adjacent to toilet rooms and convenient to the different work stations of the food employee for proper and routine handwashing to prevent contamination of the food and food-contact surfaces.

Toilet Rooms - Convenience and Accessibility

Toilet rooms must be conveniently accessible to food employees at all times to encourage employee use of appropriate facilities for the disposing of human wastes as needed followed by the washing of hands.

Employee Accommodations - Designated Areas

Because employees could introduce pathogens to food by hand-to-mouth-to-food contact and because street clothing and personal belongings carry contaminants, areas designated to accommodate employees' personal needs must be carefully located. Food, food equipment and utensils, clean linens, and single-service and single-use articles must not be in jeopardy of contamination from these areas.

Distressed Merchandise - Segregation and Location

Products which are damaged, spoiled, or otherwise unfit for sale or use in a food establishment may become mistaken for safe and wholesome products and/or cause contamination of other foods, equipment, utensils, linens, or single-service or single-use articles. To preclude this, separate and segregated areas must be designated for storing unsalable goods.

Refuse, Recyclables, and Returnables - Receptacles, Waste Handling Units, and Designated Storage Areas

Waste materials and empty product containers are unclean and can be an attractant to insects and rodents. Food, equipment, utensils, linens, and single-service and single-use articles must be protected from exposure to filth and unclean conditions and other contaminants. This Code provision addresses these concerns by requiring the facility to be segregated, to be located to allow cleaning of adjacent areas, and to preclude creation of a nuisance.

Premises, Structures, Attachments, and Fixtures - Methods

Repairing

Poor repair and maintenance compromise the functionality of the physical facilities. This requirement is intended to ensure that the physical facilities are properly maintained in order to serve their intended purpose.

Cleaning, Frequency and Restrictions

Cleaning of the physical facilities is an important measure in ensuring the protection and sanitary preparation of food. A regular cleaning schedule should be established and followed to maintain the facility in a clean and sanitary manner. Primary cleaning should be done at times when foods are in protected storage and when food is not being served or prepared unless there are spills or other accidents.

Cleaning Floors, Dustless Methods

Dustless floor cleaning methods must be used so that food; equipment, utensils, and linens; and single-service and single-use articles are not contaminated.

Cleaning Ventilation Systems, Nuisance and Discharge Prohibition

Both intake and exhaust ducts can be a source of contamination and must be cleaned regularly. Filters that collect particulate matter must be cleaned or changed frequently to prevent overloading of the filter. Outside areas under or adjacent to exhaust duct outlets at the exterior of the building must be maintained in a clean and sanitary manner to prevent pest attraction.

Cleaning Maintenance Tools, Preventing Contamination

Maintenance tools used to repair the physical facilities must be cleaned in a separate area to prevent contamination of food and food preparation and warewashing areas.

Drying Mops

Mops can contaminate food and food preparation areas if not properly cleaned and stored after use. Mops should be cleaned and dried in a sanitary manner away from food flow areas.

Absorbent Materials on Floors, Use Limitation

Cleanliness of the food establishment is important to minimize attractants for insects and rodents, aid in preventing the contamination of food and equipment, and prevent nuisance conditions. A clean and orderly food establishment is also conducive to positive employee attitudes which can lead to increased attention to personal hygiene and improved food preparation practices. Use of specified cleaning procedures is important in precluding avoidable contamination of food and equipment and nuisance conditions.

Temporary floor coverings such as sawdust can contaminate food, attract insects and rodents, and become a nuisance to the food operation.

Cleaning of Plumbing Fixtures

Handwashing facilities are critical to food protection and must be maintained in operating order at all times so they will be used.

Toilet facilities must be of sanitary design and kept clean and in good repair to prevent food contamination and to motivate employees to use sanitary practices in the establishment.

Hand contact with contaminated surfaces can result in self-inoculation by touching of the nose and mouth. The spread of *Shigella sonnei* in a nursery school has been traced to contaminated toilets. Experiments by Gerba, et al and Barker and Bloomfield have shown that when bacteria and viruses were seeded into a household toilet, the detection of bacteria and viruses in the fallout droplets from the aerosols produced when flushing remain airborne long enough to settle on surfaces throughout the bathroom. Barker and Bloomfield also demonstrated that *Salmonella* Enteritidis could be isolated from the air surrounding a household toilet after flushing the toilet.

Noroviruses which are a major cause of gastroenteritis can be transmitted by fecal-oral, airborne inhalation, person-to-person and environmental-to-person routes. Norovirus, which is highly infectious, is shed in vomitus and stool in high numbers. A study was conducted by J. Barker et al to look at the transmission of norovirus via fingers, cloths and contact surfaces. The results indicated that where fingers come into contact with virus-contaminated toilet tissue, norovirus is consistently transferred via the fingers to a melamine surface and from there to other typical hand-contact surfaces such as taps, door handles and telephone receivers. In this study epidemiological evidence suggests that environmental spread from an infective person occurs by settling of aerosol particles on to contact surfaces. Hands can then spread the virus when they touch toilet seats or flush handles contaminated by splash from vomit or aerosol particles generated during toilet flushing.

In addition to the cleaning and sanitizing plan for vomituous and diarrhea, the records for cleaning playground equipment and associated areas shall be maintained within the food service establishment for review upon request by the Health Authority. The cleaning and sanitizing plan for employees to follow in the event of encountering vomitus or fecal matter shall be submitted at the time of permit application. The playground cleaning and sanitizing plan may be included.

Closing Toilet Room Doors

Toilet room doors must remain closed except during cleaning operations to prevent insect and rodent entrance and the associated potential for the spread of disease.

Using Dressing Rooms and Lockers

Street clothing and personal belongings can contaminate food, food equipment, and food

preparation surfaces and consequently must be stored in properly designated areas or rooms.

Controlling Pests

Insects and other pests are capable of transmitting disease to humans by contaminating food and food-contact surfaces. Effective measures must be taken to eliminate their presence in food establishments.

Removing Dead or Trapped Birds, Insects, Rodents, and Other Pests

Dead rodents, birds, and insects must be removed promptly from the facilities to ensure clean and sanitary facilities and to preclude exacerbating the situation by allowing carcasses to attract other pests.

Storing Maintenance Tools

Brooms, mops, vacuum cleaners, and other maintenance equipment can contribute contamination to food and food-contact surfaces. These items must be stored in a manner that precludes such contamination.

To prevent harborage and breeding conditions for rodents and insects, maintenance equipment must be stored in an orderly fashion to permit cleaning of the area.

Maintaining Premises, Unnecessary Items and Litter

The presence of unnecessary articles, including equipment, which is no longer used, makes regular and effective cleaning more difficult and less likely. It can also provide harborage for insects and rodents.

Areas designated as equipment storage areas and closets must be maintained in a neat, clean, and sanitary manner. They must be routinely cleaned to avoid attractive or harborage conditions for rodents and insects.

Prohibiting Animals

Animals carry disease-causing organisms and can transmit pathogens to humans through direct and/or indirect contamination of food and food-contact surfaces. The restrictions apply to live animals with limited access allowed only in specific situations and under controlled conditions and to the storage of live and dead fish bait. Employees with service animals are required to wash their hands after each contact with animals to remove bacteria and soil.

Animals shed hair continuously and may deposit liquid or fecal waste, creating the need for vigilance and more frequent and rigorous cleaning efforts.

The definition for "service animal" is adapted from 28 CFR 36.104 adopted pursuant to the Americans with Disabilities Act (ADA) of 1990 (42 U.S.C. 12101 et seq.). A service animal

performs some of the functions that persons with a disability cannot perform for themselves, such as those provided by "seeing eye dogs"; alerting persons with hearing impairments to sounds; pulling wheelchairs or carrying and picking up things for persons with mobility impairments; and assisting persons with mobility impairments with balance. A service animal is not considered to be a pet. Under Title III of the ADA, privately owned businesses that serve the public are prohibited from discriminating against individuals with disabilities. The ADA requires these businesses to allow people with disabilities to bring their service animals onto business premises in whatever areas customers are generally allowed. Some, but not all, service animals wear special collars or harnesses. Some, but not all, are licensed or certified and have identification papers. Guidance is available from the U.S. Department of Justice, Civil Rights Division, Disability Rights Section or the U.S. Equal Employment Opportunity Commission, the Federal agency which has the lead in these matters, in documents such as, "Commonly Asked Questions About Service Animals in Places of Business"; "The Americans with Disabilities Act Questions and Answers"; "A Guide to Disability Rights Laws"; and "Americans with Disabilities Act Title III Technical Assistance Manual, 1994 Supplement." The ADA Information Line is 800-514-0301 (voice) or 800-514-0383 (TDD) and the Internet Home Page address is <http://adata.org/>.

Pet dogs in outside dining areas: An exception was added in Rule -.07 to allow pet dogs in outside dining areas of a food service establishment as long as the area is accessed from the outside and other conditions outlined in Rule -.07(5)(o)2(vi) are met to prevent contamination of utensils, food contact surfaces, and eating areas, and to ensure the safety of consumers.

Original Containers - Identifying Information, Prominence

The accidental contamination of food or food-contact surfaces can cause serious illness. Prominent and distinct labeling helps ensure that poisonous and toxic materials including personal care items are properly used.

Working Containers - Common Name

It is common practice in food establishments to purchase many poisonous or toxic materials including cleaners and sanitizers in bulk containers. Working containers are frequently used to convey these materials to areas where they will be used, resulting in working containers being stored in different locations in the establishment. Identification of these containers with the common name of the material helps prevent the dangerous misuse of the contents.

Storage - Separation

Separation of poisonous and toxic materials in accordance with the requirements of this section ensures that food, equipment, utensils, linens, and single-service and single-use articles are properly protected from contamination. For example, the storage of these types of materials directly above or adjacent to food could result in contamination of the food from spillage.

Presence and Use

Restriction

The presence in the establishment of poisonous or toxic materials that are not required for the maintenance and operation of the establishment represents an unnecessary risk to both employees and consumers.

Preserving food safety depends in part on the appropriate and proper storage and use of poisonous or toxic materials that are necessary to the maintenance and operation of a food establishment. Even those that are necessary can pose a hazard if they are used in a manner that contradicts the intended use of the material as described by the manufacturer on the material's label. If additional poisonous or toxic materials are present, there is an unwarranted increased potential for contamination due to improper storage (e.g., overhead spillage that could result in the contamination of food, food-contact surfaces, or food equipment) or inappropriate application.

Conditions of Use

Failure to properly use poisonous or toxic materials can be dangerous. Many poisonous or toxic materials have general use directions on their label. Failure to follow the stated instructions could result in injury to employees and consumers through direct contact or the contamination of food.

Particular precautions must be taken during the application of poisonous or toxic materials to prevent the contamination of food and other food-contact surfaces. Residues of certain materials are not discernible to the naked eye and present an additional risk to the employee and consumer.

Because of the toxicity of restricted use pesticides, they can only be applied by certified operators. A certified operator would be aware of the dangers involved in the contamination of food and food-contact surfaces during the application of these materials. Improperly applied pesticides present health risks to employees as well as consumers and special precautions must be taken when restricted use pesticides are applied.

Container Prohibitions - Poisonous or Toxic Material Containers

Use of poisonous or toxic material containers to store, transport, or dispense food is prohibited because of the potential for contamination of the food. The risk of serious medical consequences to anyone consuming food stored in these containers coupled with the lack of confidence that all of the material could or would be removed in the wash and sanitizing procedures are reasons for prohibiting this practice.

Chemicals

Sanitizers, Criteria

Chemical sanitizers are included with poisonous or toxic materials because they may be toxic if not used in accordance with requirements listed in the Code of Federal Regulations (CFR). Large concentrations of sanitizer in excess of the CFR requirements can be harmful because residues of the materials remain. The CFR reference that is provided lists concentrations of sanitizers that are

considered safe.

Some sanitizers produced by on-site generators are based on gases dissolved in solution. These may present toxicology issues if the gases can come out of solution and into the air at high concentrations. Occupational Safety and Health Administration (OSHA) limits on gases like ozone and chlorine dioxide are outlined in 29 CFR 1910.1000, Air contaminants. Although the amount of dissolved gas in solution may be very low when evenly distributed throughout all the air in a site, the gas may not be evenly distributed. This may lead to localized concentrations, e.g., immediately over a three-compartment sink, that exceed OSHA limits. It is the responsibility of the permit holder and equipment supplier to ensure that the equipment is used in a safe manner so that OSHA limits will not be exceeded anywhere in the permit holder's facility.

Chemicals for Washing Fruits and Vegetables, Boiler Water Additives, Drying Agents - Criteria

If the chemical wash, boiler water additive, or drying agent used is not made up of components that are approved as food additives or generally recognized as safe, illness may result. This could be due to residues that may remain from the use of compounds such as unrecognized drying agents. This is why only those chemicals that are approved food additives or food-contact substances, generally recognized as safe, prior sanctioned or exempted by the threshold of regulation process can be used. Information regarding food contact substances notification may be found on the FDA website under the Food Topic in Ingredients and Packaging section at:

<http://www.fda.gov/Food/IngredientsPackagingLabeling/PackagingFCS/default.htm>

Chemicals that are not generally recognized as safe, or not authorized by FDA for these uses may be submitted for review by filing a Food Additive Petition, a Food Contact Notification (FCN), or a request for exemption under the Threshold of Regulation. Wash chemicals, boiler water additives, and drying agents are classified as food additives because of the possibility that they may end up in food. Therefore, they are subject to review before being used or listed in the CFR. If the chemicals are hard food-contact sanitizers, or washes for raw agricultural commodities (RACs) that are used on a farm or in a packing house, then this is under the jurisdiction of the EPA.

21 CFR Section 173.315 specifically identifies chemicals that may be used in washing fruits and vegetables, but it does not specify any maximum level (2000 ppm or otherwise) of chemical usage for sodium hypochlorite. FDA acknowledges the use of sodium hypochlorite on fruits and vegetables and also allows calcium hypochlorite to be used interchangeably with sodium hypochlorite under 21 CFR 173.315

Boiler water additives that may be safely used in the preparation of steam that may contact food, and their condition of use, are identified in 21 CFR 173.310 Boiler Water Additives.

Lubricants - Incidental Food Contact - Criteria

Lubricants used on food equipment may directly or indirectly end up in the food. Therefore, the lubricants used must be approved as food additives or generally recognized as safe and listed in the CFR. Lubricants that are not safe present the possibility of foodborne illness if they find their way into the food.

Pesticides

Restricted Use Pesticides – Criteria; Rodent Bait Stations

Open bait stations may result in the spillage of the poison being used. Also, it is easier for pests to transport the potentially toxic bait throughout the establishment. Consequently, the bait may end up on food-contact surfaces and ultimately in the food being prepared or served.

Tracking Powders, Pest Control and Monitoring

The use of tracking powder pesticides presents the potential for the powder to be dispersed throughout the establishment. Consequently, the powder could directly or indirectly contaminate food being prepared. This contamination could adversely affect both the safety and quality of the food and, therefore, tracking powder pesticides are not allowed.

Medicines

Restriction and Storage

Medicines that are not necessary for the health of employees present an unjustified risk to the health of other employees and consumers due to misuse and/or improper storage.

There are circumstances that require employees to have personal medications on hand in the establishment. To prevent misuse, personal medications must be labeled and stored in accordance with the requirements stated for poisonous or toxic materials. Proper labeling and storage of medicines to ensure that they are not accidentally misused or otherwise contaminate food or food-contact surfaces.

Refrigerated Medicines, Storage

Some employee medications may require refrigerated storage. If employee medications are stored in a food refrigerator, precautions must be taken to prevent the contamination of other items stored in the same refrigerator. Refrigerated medications within refrigeration units, such as walk-in coolers, must be stored within a closed leak-proof, labeled container.

First Aid Supplies - Storage

First aid supplies for employee use must be identified and stored in accordance with the requirements of this Code in order to preclude the accidental contamination of food, food equipment, and other food-contact surfaces.

Other Personal Care Items - Storage

Employee personal care items may serve as a source of contamination and may contaminate food, food equipment, and food-contact surfaces if they are not properly labeled and stored.

Storage and Display - Separation

Poisonous or toxic materials held for sale on store shelves or stored in stock rooms present a risk of contamination of food, equipment, utensils, linens, and single-service and single-use articles if not stored properly.

511-6-1-.08 SPECIAL FOOD SERVICE OPERATIONS**Important Background Information**

Mobile Food Service Establishments (MFSEs), Extended Food Service Establishments (EFSEs) and Temporary Food Service Establishments (TFSEs), Incubator Food Service Operations, Catering, and “Pop-up” Food Service Operations are collectively recognized within Chapter 511-6-1 as “Special Food Service Operations” and are in operation throughout the state. Mobile food service units present unique challenges because they travel from location to location, where as EFSEs, by definition, are located on the premises of their base of operations. Mobile food service units can be very difficult to track down for the Health Authority to conduct an unannounced inspection. For this reason, a list of vending locations for each mobile food service unit must be provided to the local Health Authority and updated at least 7 calendar days prior to any changes in vending locations.

Mobile food service units include a wide range of units from pushcarts to all types of four-wheeled vehicles and trailers, even boats, whereas extended food service units tend to be pushcarts or kiosks. It is essential that the requirements for both MFSEs and EFSEs are based upon a menu review of the items to be transported, prepared, cooked, held, and served. Many mobile food service units are high-risk operations engaging in the preparation of raw ingredients and in processes that include the cooking, hot and cold holding, cooling, and reheating of time/temperature control for safety (TCS) foods.

Temporary food service establishments (TFSEs) present their own set of challenges to the Health Authority. They operate under the minimum basic standards for food safety and serve large numbers of consumers for a limited time period in an environment outside of the protective physical facilities and equipment that is provided within a permanent fixed food service establishment. Health Authority decisions in applying the requirements of the Chapter for these establishments are at times difficult and may take some creative thinking on the part of the Environmental Health Specialist. More times than not, food employees lack any formal or informal food safety training. Many volunteers (also employees) participate in TFSEs and when they do, they bring their home food handling practices with them to the event, as well as their education, beliefs, values, etc. Screening for potential disease problems can be more difficult for participants of TFSEs as compared to other types of food service establishments.

According to data from the Centers for Disease Control and Prevention (CDC), the most commonly reported risk factors that contribute to food borne disease are:

1. Improper holding temperature;
2. Inadequate cooking of food;
3. Poor personal hygiene;
4. Contaminated equipment; and
5. Foods from unsafe sources

Regardless of whether food is prepared at a fixed, seasonal, or temporary food service establishment, or on mobile food service units or extended food service units, the risk factors must

be controlled in order to ensure the safety of the foods being consumed.

Special Food Service Operations can be operated safely when they comply with the regulatory standards in the Chapter that are established to control and minimize the risk factors for foodborne illness. Therefore, it is important that Special Food Service Operations are in compliance with Chapter 511-6-1 requirements BEFORE they begin their operations.

Mobile Food Service Units and Extended Food Service Units Compliance Required

Mobile food service units, as well as extended food service units, must be constructed and operated so as to be in full compliance with the Chapter 511-6-1. The exception to these units being in full compliance with the Chapter is found within Rule -.08; however, an exception can only be applied to the food service operations after the Health Authority has conducted a hazard analysis of the proposed operation and determined that no risk would result if the exception is allowed. This analysis of the proposed operation can be mainly accomplished first through review of the proposed menu, the food service plans and specifications, and its method of operation.

Depending on how the mobile food service establishment is designed and operated, the permit holder may be required by the Health Authority to do all food preparation at the base-of-operation or within the fixed food service establishment used as a base of operation. In this case, the mobile food unit would only be allowed to vend or sell food (no preparation on the unit) if the unit does not have sufficient equipment on board to do safe food processing or the unit is not a fully enclosed unit in which the operator is standing inside the unit. Any decision to allow or disallow any menu item or processing step will be based upon a hazard analysis of all processing steps of foods on the proposed menu along with that of the proposed methodology for operating the proposed mobile food service operation.

The Health Authority may prohibit the sale of some or all TCS foods. The determining factor in this case is if risk factors noted during the review of the menu and food processing involved can be satisfactory controlled by the permit holder. Two examples could be applied. The first example of this would be the restriction of preparing chopped barbeque sandwiches on a cabinet-type mobile food unit, such as a hot-dog cart. The permit holder could not be allowed to prepare or assemble these type of food products on a unit that is not fully enclosed where both the food employee and food preparation/service is conducted from inside the mobile food unit. Since the preparation and service of TCS foods would not be conducted from within the protective environment of a fully enclosed unit, there would be unacceptable risk of contamination of the product from the environment. The second example would be a mobile food vehicle vender (designed as a grab & go self-service) proposing to sell plated lunches. This proposed activity cannot be allowed due to the unacceptable risk of temperature abuse of foods. However, the permit holder may be allowed to serve any food as long as it is prepackaged in individual servings, transported and stored under conditions meeting the requirements of the Chapter. He or she would be allowed to individually package food before placing it on the vehicle at the base-of-operation or fixed food service establishment used as a base-of-operation. The food must be in individual portions and secured to ensure that the food is not opened while in the possession of the employee because a mobile vehicle vendor with tamper-secured food would not require a hand washing sink on the unit. The idea is that the consumer is assured the food has been protected from

contamination and mishandling prior to them receiving the food and there would be physical evidence of tampering if opened. The operator could only serve beverages that are not time/temperature control for safety such as coffee served out of covered urns or other protected dispensing equipment. If after review of the menu and the proposed food processing steps the Health Authority determines that no health hazards will result, the Health Authority, at its option, may modify certain requirements as per Rule -.08 in regards to physical facilities.

Exceptions to Compliance

Rule -.08 provides for both mobile food service units and extended mobile food service units to be granted certain exemptions for construction and equipment that is required based upon a limited menu and method of operation.

The two types of units are as follows:

Mobile Vehicle Vender Units

The mobile vehicle vender unit (grab & go self-service) will not be required to have a hand sink nor a warewashing sink onboard if these pieces of equipment are provided at the base of operation or food service establishment used as a base of operation. In addition, all food items must be prepackaged and in individual servings (see Rule -.01 for definition of packaged) and properly labeled as per Rule -.04 if the food is not dispensed by an employee that is knowledgeable of the food ingredients in each product. All beverages must be non-TCS such as coffee and served from covered urns. All condiments must be commercially packaged in single servings.

Pushcart or Pull-Behind Trailer Cart

Time/Temperature Control for Safety (TCS) Food Limited Menu: More often than not, pushcarts or a pull-behind trailer cart are hot dog carts. The food storage area or areas on the unit must be equipped with a closable cabinet where the operator can stand outside and reach in to prepare the food product. The unit must have overhead protection in the form of a canopy large enough to completely cover the unit and the operator. A hand sink and a three-compartmented, warewashing sink with sufficient hot and cold running water under pressure must be provided for a minimum of one day's supply. It must also be equipped with a properly sized wastewater storage tank as mentioned within Rule -.06. Its menu will be limited to TCS foods such as commercially processed foods, frankfurters, and precooked encased sausages that only require removal from its packaging and heating prior to service. All condiments must be commercially packaged in single servings and only single-use, disposable articles can be offered for consumer use. It must be operated at a fixed location and from a base of operation or a food service establishment used as its base of operation.

Units preparing non-potentially hazardous foods, such as snow cones and popcorn, must be constructed so that food preparation and service areas are fully enclosed by accessible, protective cabinets. The food is prepared and served from these enclosed accessible, protective cabinets by the food employee. Handwashing and warewashing sinks must be located on the unit. The unit must have overhead protections in the form of a canopy large enough to completely cover the unit

and the operator.

Equipment and Supplies Required

All mobile food units where processing of food such as chopping, slicing, grinding, mixing, formulating, blending, juicing, or otherwise preparing TCS foods must occur within a fully enclosed unit. The following pieces of equipment will be required onboard:

- Thermostatically controlled hot holding, refrigeration, and freezer equipment. Ice chests are not adequate for this purpose;
- Food thermometers of proper adequate scaling for testing food product temperatures;
- A hand sink and a separate three-compartmented, warewashing sink with large enough compartments for the complete immersion of the largest piece of equipment or utensil. These sinks must be separate from each other in that the warewashing sink cannot be used as a hand sink; or
- If there are structural limitations of the MFU and food preparation and service are also limited, the Regulatory Authority may allow alternative hand washing facilities to be used. Hand washing facilities shall be equipped to provide potable water at a minimum temperature of at least 100° F. the certified commercially manufactured, portable hand washing station is required to have hot and cold running water under pump pressure storage tanks and meet NSF standards;
- If there are structural limitations of the MFU and food preparation and service are also limited, such as a snow cone unit, the Regulatory Authority *may* allow for no three-compartment sink on the unit, *if* the base-of-operations has a three-compartment sink and no utensils or only single-service utensils will be used during operation on the unit. If an alternative manual warewashing method is used, minimum washing and sanitizing temperatures must be maintained as per Rule -.05(6)(i)&(k);
- NSF hard, plastic coolers may be used to keep only commercially prepared and packaged time/temperature control for safety food items that do not require cooking and no preparation (just reheating for palatability).and,
- Only individually wrapped single-service articles are offered for consumer use.

Operation

In order for a mobile food service or an extended food service operation to be in compliance with the Chapter, the following must be adhered to by the operation:

Mobile food service units and extended food service units must co-exist with a base of operation or a fixed food service establishment used as its base of operation.

Each mobile food service unit must report back to its base of operation or fixed food service establishment used as its base of operation at least once a day or more often if needed for all re-supplying, cleaning and servicing of the unit or units. If this symbiotic relationship does not exist, then the mobile food service operation is not in compliance with the Chapter.

Extended food service units differ from mobile food service units because they do not move off from the premises of its base of operation or fixed food service establishment used as its base of

operation and are serviced daily from their base of operation. This means they are located at a fixed location and supplies, etc. are brought to it from the base of operation. Likewise, wastewater may be transported to its base of operation. Its water supply can also be transported to the extended unit from its base of operation using approved water transport equipment.

Toilet facilities must be available for consumers and employee's on a mobile food service unit to use along the route of food vending locations. The permit holder of the mobile food service unit must maintain and provide the health authority a list of toilet facilities available for the mobile food service unit at each vending location it will be operating at. If a toilet is not available within 200 feet of the vending location, then the mobile food service unit cannot operate at that particular vending location. The burden to provide a list of available toilets for all vending locations will fall on the permit holder of the mobile food service unit(s).

Mobile food service units must be stored at the base of operation when not in operation. The exception would be if the local Health Authority agreed to allow the unit or units to be stored elsewhere, such as the operator's residence. In this case, the permit applicant must enter into a written agreement concerning this arrangement with the local Health Authority.

Construction

Mobile food service and extended food service units that are preparing TCS foods within the unit must be constructed so as to be fully enclosed. This means that the operator must prepare and serve the food from within an area of the mobile food service unit or the extended food service unit.

Servicing Areas

Servicing areas only apply to mobile food service units. Whether or not a base of operation will be required to have a servicing area depends on if its mobile food service unit has a wastewater tank due to unpackaged food being loaded onto the unit. The required presence of a wastewater tank would also mean that a potable water supply that is under pressure is also required to be on the unit. When servicing areas are required, they must have at least overhead protection. This overhead protection can be as elaborate as a garage or as simple as an awning. However, the overhead protection must be large enough to completely encompass the entire servicing area taking into account of blowing rain events. In addition, overhead protection must be connected to the base of operation at the point where unpackaged food will be moved from the base of operation and transferred onto the unit.

Identification

Signage: It is a requirement of the Chapter that mobile food service and extended food service units are identified to the consumer and to the Health Authority. This requirement is necessary for purposes of traceback in the event of a foodborne illness outbreak or other enforcement purposes. This requirement is accomplished through a sign posted or lettering that is clearly and conspicuously posted onto the outside of the unit or units. The sign or lettering must indicate the name of the operation, address of the base of operation, along with the mobile food service

establishment permit number issued by the county of origin. The lettering and numbers used to create the sign or lettering must be at least two inches (2”) in height (See Example #8-1 and #8-2 below for examples of signage for mobile food service and extended food service units):

Example 1:

TOM’S EATS AND SWEETS
Tom Smith (Owner and Operator)
4321 Smith Road
Anywhere, GA 30000
Permit #0700 Clarke County

Example 2:

THE FOOD STOP
Metro Food Services, Inc. (Owner)
John Adams (Operator)
4321 Smith Road
Anywhere, GA 30000
Permit #0700 Clarke County

A copy of both the food service establishment permit or base of operation permit and mobile food service unit permit(s) along with current inspection reports conducted by the Health Authority of the base of operation and current inspection report(s) conducted by each Health Authority whose county the unit operates within must be displayed for public view on the mobile food service unit. A good recommended practice would be to include the Vehicle Identification Number(s) of the units on the permit. These documents must be protected from inclement weather by use of waterproof frames or other devices that will not impede clear and unobstructed observation by consumers or by the Health Authority conducting inspections.

If operating outside the county of origin within any outside county in the state of Georgia, a mobile food service unit shall retain a copy of the mobile food service establishment’s “Authorization to Operate” for that county’s jurisdiction on file within the mobile food service unit for review by the Health Authority.

Location

The Chapter requires that mobile food service units maintain and provide to the Health Authority, a current listing of all food vending locations for mobile food service units and extended food service units for the purpose of enabling representatives of the Health Authority access to these units for inspection as specified in DPH Rule. This can be accomplished by using the Mobile Unit Location Listing form on the DPH EH website or via an app on social media or website. The

objective is for the Health Authority to be able to find the units for unannounced inspection to assess management's active managerial control over foodborne illness risk factors, to investigate a suspected outbreak and conduct traceback, or to be able to take enforcement action when necessary. Any changes to the locations provided must be made available to the Health Authority at least 7 calendar days prior to making a change in location. A food vending location is a fixed property location where a mobile food service unit or extended food service unit parks to offer its food products to its consumer or a route along a street that a mobile food service unit travels and periodically stops, at predetermined dates and times, to offer its food products to its consumers. It provides a means for local Health Authorities to know where each mobile food unit will be located and operating. This specific location and the time in which the mobile unit will be at the location is essential for the local Health Authorities to carry out the duties mentioned above as the objective in obtaining vending locations.

Furthermore, the Chapter requires that mobile food service establishments permit holders notify their county of origin during the plan review process and as often as needed to maintain a current listing of all counties the mobile food service unit will operate. This can be accomplished by notifying the county of origin in email which counties the mobile food service intends to operate. Once the county of origin has been updated with this information, the county of origin shall update the inspection database with all known county locations. The counties listed as intended locations of operation receive notification or a "heads up" that the mobile food service unit intends to have their permit recognize within their jurisdiction by applying for an "Authorization to Operate". The intent of having the mobile food service establishment permit holder provide the county listing prior to requesting "Authorization" in any outside county is to give the impacted outside county notification that an applicant is heading their way.

Mobile Food Service Units and Catering Operations

A catered event is typically a private event where a consumer contracts with a permitted food service establishment to provide a certain amount of food from a specific menu for a certain number of people (e.g., wedding, family reunion, motion picture filming location, etc.) on a specific date and time and at a specific location. The caterer can sometimes prepare the food ahead of time at the base of operation, containerize it, transport it to the event, drop off the food along with any décor and serving dishes, and then return after the event is over to collect the items they left on site, or they may stay on site to help with the serving of the food, or they may take the food to the location and prepare and serve it there at the event. On-site preparation and service is usually the method of operation for motion picture caterers. Because of this method of operation, these caterers are likely to have several vehicles and trailers that look like mobile food trucks or trailers. Since the catering trucks and trailers are used only for catering, a separate mobile food service permit would not be required, unless the permit holder decides to use their trucks for mobile vending operations.

A mobile food service unit is essentially a restaurant on wheels. Rather than being in a fixed location where customers visit the establishment, the restaurant goes to different locations to sell food to customers. Because this type of food service establishment can travel from place to place vending food to the public, the local Health Authority needs to have pre-existing knowledge of

where it will be to conduct required, unannounced inspections the same as if it was a fixed food service establishment. This is why a mobile food service unit shall have authorization to operate within each county the unit operates. Occasionally, a consumer may want to hire a permitted mobile food truck to cater a private event. Since a fixed food service establishment can cater if it has the appropriate means to do so, a mobile food service establishment can do the same if it has the appropriate space and equipment to do so. The mobile food service establishment must be able to provide proof of a contractual agreement to provide catering services with a consumer at their private event if requested to do so by the Health Authority. This will ensure that the mobile food service establishment is not operating illegally in a county at an unapproved location. Additionally, the mobile food service operator will be required to keep a calendar of their catered events on file for at least 6 months to be made available to the Health Authority upon request.

Home Delivery Service

Home delivery food service, such as pizza or Chinese food delivery service, is sometimes loosely described as being a form of catering, but it is not. The customer will call the establishment and will make a verbal request of the establishment to deliver a food item from their menu. This type of food service is food delivery provided by the establishment. There is no standing contractual agreement for food to be prepared and delivered on or off-site.

Vending Location Interpreted

A Food vending location is a fixed property location where a mobile food service unit or extended food service unit stages to offer its food products to its consumer or a route along a street that a mobile food service unit travels and periodically stops, at predetermined dates and times, to offer its food products to its consumers. The Mobile Unit Location Listing, social media app or website provides a means for local Health Authorities to know where each mobile food unit will be located and operating. This specific location and the time in which the mobile unit will be at the location is essential for the local Health Authorities to have the ability to conduct unannounced inspections; to assess management's active managerial control over foodborne illness risk factors; and to initiate required investigations in the event of a foodborne outbreak.

The operator of unit(s) must provide written evidence from the owner of the premises of the vending site that he has prior legal access to such premises for food vending. The content and format of such written evidence will be determined at the discretion of the Health Authority having jurisdiction,

If applicable, permit and or authorization applicants must provide documentation of compliance with another jurisdiction's requirements, such as zoning, business licensing, building, and fire safety laws, codes, and or regulations.

Extended Food Service Units

An extended food service unit is a stationary trailer, kiosk or similar unit operating as an extension of and under the managerial authority of the permit holder of its base of operation or its permitted food service establishment on the same property. If an extended food service unit operation

deviates from its fixed location as stipulated by the extended food service unit permit, the extended food service unit permit will become invalid.

If applicable, the operator of unit(s) must provide written evidence from the owner of the premises of the vending site that he has prior legal access to such premises for food vending. The content and format of such written evidence will be determined at the discretion of the Health Authority having jurisdiction. If applicable, permit applicants must provide documentation of compliance with another jurisdiction's requirements, such as zoning, business licensing, building, and fire safety laws, codes, and or regulations.

Exceptions to Food Vending Requirements and Restrictions

Limitations of Exceptions

The provisions within Rule -.08 subsection (1) (i) 2. the Chapter is intended to allow the following methods of operations to occur:

A food service establishment operates its own extended food service unit on the same property, for example a Kiosk, under its food service permit within an enclosed building, such as a shopping mall and or office building.

Compliance with Other Regulations

Mobile food service operations and extended food service operations must be in compliance with all applicable laws, regulations and ordinances as stated within Rule -.08 subsection (1) (j).

Prohibition of Service of Home Prepared Foods: Rule -.08 subsection (1) (k) is linked with the provisions of Rule -.04 subsection (2) (a) 2 of the Chapter. Food prepared within home kitchens, with their open entry to humans and pet animals, are frequently implicated in the microbial contamination of food. Because commercial items seldom are eaten right away, the home kitchen's limited capacity for maintaining food at proper temperatures may result in considerable microbial growth and toxin production by microorganisms introduced through the diverse sources of contamination. Controlled processing conducted within a properly designed and equipped food service establishment operating under the guidelines and requirements of Chapter 511-6-1 are required for the safe preparation of food to be served to the public.

Temporary Food Service Establishments

Operation, Permit Application, Responsibilities

It is a requirement of the Chapter that TFSEs be allowed to operate at the same location for no more than 14 consecutive days for any one event or celebration.

A celebration is interpreted to mean a transitory gathering of people for the purpose of taking part in organized activities, such as fairs and or festivals, for a specific purpose and it is publicly advertised.

An event is interpreted to mean a transitory gathering of people to take part in organized activities,

such as a business marketing advertisement, outdoor sporting activities, or fund raisers, for a specific purpose and it is publicly advertised.

If a mobile food service unit is to be operated at a for-profit temporary food service event or celebration for more than one day, the permit holder of the mobile food service unit must obtain an authorization to operate in any county outside the county of origin prior to operating at the event and obtain a valid temporary food service permit from the local Health Authority having jurisdiction of where the event and/or celebration is taking place. This action on the part of the mobile food service permit holder is necessary to allow the unit to stay at the event and/or celebration without having to report back to its base of operation for its daily servicing and supplying operations.

Unless the requirements in subsection (2) (c) 3. can be met by the applicant, the applicant will be restricted to limited food preparation and cooking as stated within subsection (2) (d) 2. Should the applicant show that he or she can provide a properly equipped and protect food preparation area onsite of his or her temporary food service establishment, then more complex food preparation may be allowed by the Health Authority.

Raw or under cooked food of animal origin that are filter feeders, such as oysters, clams, muscles, etc., are prohibited from service. This is necessary due to the potential time necessary for trace-back and investigation, as related to the relative short time of a temporary event, should a food-borne illness outbreak to occur involving these types of foods.

Inspections

Temporary food service inspections will be conducted using the Department's Food Service Inspection Report Form and its associated Addendum Forms. It is adaptable to the methods of operation and menus of temporary food service establishments, which are widely varied from that of the traditional food service establishment or other special food service operations. Items on the Food Service Inspection Report Form that are not applicable to a temporary food service establishment would be marked as N/A (not applicable). Items that are not observable during the inspection would be marked NO (not observed). All other items (i. e., IN, OUT, COS, etc.) would be marked on the Form the same as it would be on any inspection. However, in the box entitled, "Purpose of Inspection", the bubble labeled, "Other", would be marked for temporary food service inspections. For documenting violations, corrective actions and temperatures use the "Food Service Establishment Inspection Report Addendum". Violations for GRP's must be corrected by the permit holder within the scope of the timeline for the temporary food service operation as intended within Rule -.10 subsection (j) 1 of Chapter 511-6-1 which states, "... or as otherwise directed by the Health Authority."

Preparation and Service – Time/Temperature Control for Safety Foods

Acceptable preparation site: Any TCS (time/temperature control for safety) food may be served at the site of a temporary food service establishment if the following is met:

- The food is prepared and stored within the protective environment of a permitted, fixed

food service establishment;

- The food is transported from a permitted, fixed food service establishment that meets all of the requirements of the Chapter;
- The food is stored and transported in protective containers at food product temperatures of ≤ 41 degrees F or at ≥ 135 degrees F (i.e. no handling and therefore cross-contamination is controlled).

Limited On-site Preparation and Service

On-site preparation of TCS foods is limited to that which requires only seasoning as in adding salt, pepper, or barbeque sauce. Preparation steps such as mixing, chopping, grinding, blinding, or slicing, etc., are not allowed on-site of the event, unless requirements as stated within subsection (2) (c) 3. can be complied with by the applicant. Further, only those foods that require cooking may be prepared and served. The reason is because a temporary event that is conducted outside provides an open environment in which environmental contamination is at play.

Prohibited preparation and service: TCS (time/temperature control for safety) foods such as those with ingredients that are made up in part or all highly protein, moist and starchy of which are ready-to-eat, such as deli meats or potato salad. They can be easily cross-contaminated through mishandling by food employees and soiled equipment and there is no cooking (or kill step) to kill pathogens in or on the food. Temperature control of these products is not easily maintained and is often abused. These types of food products have a history of being a source for foodborne illness caused by pathogens, such as *Staphylococcus aureus*, normally found on food employee's hands, nose, and mouth. It is for these reasons that such food products cannot be safely prepared and served on-site under the limited, basic food safety environment of a temporary food service establishment.

Exemption to Prohibited Preparation and Service of Foods

The prohibition does not apply to foods listed in Rule -.08 subsection (2) (d) 3. if the following requirements are met:

- Food is prepared, packaged in individual servings, and properly labeled in a permitted, fixed food service establishment that meets all requirements of the Chapter;
- Food is transported and held on-site at a product temperatures of ≤ 41 degrees F or at ≥ 135 degrees F until served to the consumer; and
- Food is served to the consumer directly in the unopened container in which it was packaged.

Georgia Non-Profit Food Service Law

The Official Code of Georgia (O.C.G.A.) establishes local permitting, food safety standards, and enforcement of such for temporary events sponsored by a County, Municipality, or non-profit organization that serves food to the public. The term “non-profit food sales and food service” and “organization” is defined in the law as follows (O.C.G.A. 26-2-390):

- (1) "Nonprofit food sales and food service" means the temporary sale or service of food items by an organization at an event sponsored by a county, municipality, or organization or the temporary sale of food items by an organization if such sale is sponsored by a religious, charitable, or nonprofit corporation, including but not limited to churches, schools, clubs, lodges, or other such organizations.
- (2) "Organization" means an organization exempt from taxes under paragraph (1) of subsection (a) of Code Section 48-7-25 or under Section 501(d) or paragraphs (1) through (8) or paragraph (10) of Section 501(c) of the Internal Revenue Code, as that code is defined in Code Section 48-1-2.

The following is required for operation of non-profit food service at events (O.C.G.A. 26-2-391):

- (1) Event must be sponsored by a County, Municipality, or non-profit organization defined above.
- (2) Permits are issued by a County or Municipality for the operation of non-profit food service.
- (3) The event must be held on property belonging to the sponsoring county, municipality, or organization or on property of a party that has provided consent for use of the property.
- (4) The event last 120 hours or less OR
- (5) The event lasts for a continuous period of up to 12 weeks between May 15 and August 15 and four additional weeks during the calendar year, which may be composed of nonconsecutive periods, coinciding with holidays during which local school systems are not in session, provided that all food items are provided for free of charge and the organization does not receive funding from the United States Department of Agriculture to operate a food program.

Applicability of Sponsorship

The determining factor as to whether or not a food service permit issued under the Georgia Food Service Rules and Regulations Chapter 511-6-1 or a nonprofit temporary food service permit issued under Article 14 depends on the sponsor. If the event is sponsored by a for-profit entity, then all food service occurring at the fair or festival would be considered as food service under Chapter 511-6-1. However, should the sponsor of the event be a municipality, county or nonprofit organization, then all food service occurring on the premises of the event would be considered as nonprofit and as such, it would fall under the jurisdiction of Article 14.

Permit Issuance and Forms

Under Article 14, the county or municipality has the sole authority to issue permits to nonprofit temporary food service establishments. If the county or municipality requests the local health department to conduct food safety inspections on its behalf, the State foodservice inspection form cannot be used for the inspections. A reasonable fee can be charged by the health department to the vendor at cost for the inspection.

Enforcement

If the local health department is asked to conduct a food safety inspection on behalf of the municipality or county that issues a permit, any violations of the requirements of Article 14 must be noted and reported to the municipality or county that issued the permit. No adverse action can be taken by the board of health towards any nonprofit food vendors.

Incubator Food Service Establishments

Rule .02(1)(a)4. which reads, “Permits shall not be issued to separately owned food service operations of which it is proposed to utilize common food service equipment and facilities to ensure that the risk of cross-contamination is prevented. This provision would be used by incubator food service establishments to request a variance. In doing so, they will be required to submit their contractual agreement which outlines the managerial oversight that the permit holder has over the incubatee/member as well as detailed Standard Operating Procedures for controlling for cross-contamination, monitoring critical limits and control points, verifying Employee Health, and ensuring active managerial control of the risk factors. “Incubator food service establishment” means a food service establishment properly sized, designed, equipped, and managed to foster multiple catering entrepreneurs, by covering the capital startup-cost through the provision of a commercial food service kitchen. These commercial food service kitchen facilities are rented to caterers, that are called incubatees/members, on a separation of time and space basis. The incubator food service establishment, also known as a incubator food service establishment or shared kitchen, enables a caterer to develop to the stage where it may invest in its own commercial food service establishment, equipment, and facilities. Within Chapter 511-6-1, there are two basic types of incubator food service establishments:

- 1) In Business Model A there is a single food service establishment operation that has a single permit holder and incubatees/members are considered to be contractual employees of the permit holder that utilize the food service establishment on a separation of time and space basis. In Model A, the single permit holder would have COMPLETE ACTIVE MANAGERIAL CONTROL over all incubatees/members, meaning the permit holder is responsible for all operations at the facility.
- 2) In Business Model B, there is a business relationship in which there is an overall permit holder for the establishment (similar to Business Model A) that provides the overall building, utilities, main food and supply storage facilities, solid waste disposal and overall sanitation and COMPLETE ACTIVE MANAGERIAL CONTROL. In this model, individual, food service establishments operate within build-out units lent on a contractual time-share basis. The overall permit holder must qualify for a permit to operate the facility and would be responsible for the overall active managerial control within the facility; however, each incubatee/member will hold a permit as well. An Incubatee/Member means a food industry entrepreneur who is operating under the authority and active managerial control of a permit holder of an incubator food service establishment on a separation of time and space basis. Incubator food service establishments” are rented to incubatees/members on a separation of time and space basis.

The incubator food service establishment, also known as a kitchen incubator or shared kitchen, enables a food service operation such as a caterer to develop to the stage where it may invest in its own commercial food service establishment equipment and facilities. The greatest concern in this type of operation is cross-contamination because incubatees/members plan to share common equipment which would not be allowed in a food service establishment without a variance and Standard Operating Procedures to control for cross-contamination. In addition, the overall permit holder in both models must describe the procedures for ensuring Employee Health, proper scheduling, active managerial control is maintained, and they must detail how food will be tracked from receiving to service to name a few items. There must be a signed contract between the permit holder and the incubatee/member prior to the incubatee/member working in the establishment.

Incubator Food Service Establishments (IFSE) and Mobile Food Service Units

Incubator food service establishment shall not be used for base of operations for mobile food service units. Mobile food service establishments must have access to their base of operation for servicing, cleaning, and resupplying all hours of any day during the week. Additionally, MFSE must operate under the legal responsible authority and active managerial control of the base of operation's permit holder. It is for these reasons, a MFSU shall not be permitted to share an incubator food service establishment as a base of operation.

Alternative Floor Plans to IFSE for Mobile Food Service Units

The only floor plan model to allow multiple mobile food service establishments to utilize one facility as a base of operation without going through the variance process for IFSEs is one that meets the following criteria:

- i. A building or structure will be designed to allow multiple mobile food service establishments.
- ii. The business relationship between the owner of the facility and food service operations will be that of landlord and tenant.
- iii. Each mobile food service operation will be assigned its own designated cubicle or buildout-unit (**not to be shared at any time**) with all equipment for refrigeration, holding, food preparation, etc. housed within that build-out unit (similar to a food court), and each operation will possess its own valid permit type, mobile food service operation.
- iv. Date and time use scheduling of cubicles/build-out-units between mobile food service operations will not be allowed.
- v. Each designated cubicle or build-out-unit will serve as the base of operation for a single mobile food service establishment.
- vi. Common use facilities for garbage storage, servicing areas, toilet facilities and utilities may be allowed based upon facility design.

Facilities and areas for storage of mobile food service units may be provided for common use by all mobile food service operations.

Catering Food Service Establishments

Means a food service establishment that contracts with a consumer to prepare a specific menu and amount of food in a permitted food service establishment for service to the consumer at a different location as per the contractual agreement. Catering should not be confused with delivery services such as pizza delivery. Food service establishments limit their delivery service radius generally by limiting miles driven or actual drive time to ensure the food reaches the destination at proper temperatures. A catering operation, mobile food service unit, and extended food service unit are required to maintain TCS food at proper cold and hot holding temperatures while in storage and transport. (See *Mobile Food Service Units and Catering Operations* at the beginning of this section for more clarification.)

Catering and Craft Services

Georgia has become a popular filming location for the television and movie industry. Long days on the sets of these filming locations will often include catered meals and readily available food from craft services. Typically, a caterer will be contracted to provide 2 meals to the film crew – either breakfast and lunch or lunch and dinner. Caterers that provide meals to film crews working in Georgia are required to have a permitted base of operation and valid food service permit from a county Board of Health in Georgia. Caterers serving a motion picture operation are also required to have a sticker on each vehicle used as part of their food service operation from the Department, issued by the permitting county, OR a copy of their food service permit with each VIN used as part of their food service operation. Sometimes these caterers are not able to return to their base of operation daily, due to the filming location. The Environmental Health Specialist will need to evaluate the capabilities of the caterer to wash, rinse and sanitize equipment and approve alternative warewashing methods if needed prior to issuing a food service permit. Additional measures may need to be met as outlined in Rule -.08(4)(a).

Craft services is a separate component of food service for motion picture operations. Whereas a caterer is contracted to provide (usually) two meals per day, a craft service company is usually hired to provide food for the entire length of time the film crew is working. The types of food provided and method of operation by these craft service companies will determine whether or not a food service permit is required. For example, some craft services companies may only provide commercially pre-packaged food (no food service permit would be required), another might provide a mixture of commercially pre-packaged items and food that they have prepared, such as chopped fruits and vegetables or sandwiches that are made by their employees. Some craft services may provide nothing but food that has been prepared and served by their employees. These last two examples would require a food service permit. The Environmental Health Specialist will need to evaluate the operation with the owner to determine whether or not a food service permit is required.

Once a caterer has a food service permit from a county Board of Health in Georgia, they are free to go to any other county in Georgia without having to obtain an additional permit; however, the Environmental Health Specialist will need to evaluate the caterer's capability to travel far distances, such as those caterers that serve the film industry. There is no need for any additional inspections on caterers, outside of the required routine inspections. If a complaint is received about a catering operation, whether it be on a filming location or at any other private event, the Environmental Health Specialist (EHS) in the county where the complaint occurs, may choose to

visit the catering site to investigate. If the caterer is from a different county, the EHS will use the complaint investigation form to document any risk factors and record corrective action taken. A copy of that form will then be sent to the county with jurisdictional authority and any regulatory action that needs to be taken will be conducted by the county that issued the food service permit.

“Pop-up” Food Service Operations

A “pop-up” food service operation is NOT a temporary food service establishment, as the name might imply. A “pop-up” food service is a unique operation because it can only be conducted via a Facilitator with existing permitted food service establishments. A Facilitator is a third-party entity which manages a “pop-up” food service operation through permitted food service establishments at an approved location within a building or enclosed courtyard. The Facilitator is responsible for the coordination of the restaurants and the location. The intent of a “pop-up” food service operation is to provide different food options daily to a select group of people, such as employees working in an office building, that may not have restaurants conveniently located near their place of employment. The “pop-up” food service operation is limited by time (no more than 3 hours) and menu. All of the food sold at the “pop-up” location must be prepared at the permitted restaurant and then transported for service to the site. The restaurant is responsible for providing all of its own equipment necessary for the operation, including handwashing provisions. The Facilitator may provide things such as tables and a sneeze shield. Additional permits are not issued; however, the Facilitator and the participating restaurants are required to obtain Letters of Approval prior to engaging in a “pop-up” food service operation. This is to ensure that the location is safe for the service of food with restrooms available within 200 feet and that the restaurants have the capability and equipment to transport and hold the food safely at the proper hot or cold holding temperatures to the location and keep the food at the proper temperatures once at the location. Time as a Public Health Control (TPHC) is not allowed during any part of the operation. The Facilitator must make application to the Health Authority in the county of the “pop-up” location(s). The Facilitator will be required to provide information on how customers will be tracked (electronically or otherwise) in the event of a foodborne illness outbreak; a calendar and list of each participating restaurant at each location; and proof of permission to set up on the property. The Letters of Approval will be issued to the restaurants by the county having jurisdictional authority. A routine inspection is not required at the site of the “pop-up” location; however, if a complaint is received about any aspect of the operation, the local Health Authority that issued the Letter of Approval to the Facilitator will investigate the complaint. If the restaurant for which the complaint was filed is from another county, the complaint investigation report will be sent to that county with jurisdictional authority, and any regulatory action against a participating restaurant will be conducted by the county which issued the permit.

NOTE: Rule.08(5)(a)1 states that “Unless the food service establishment is already permitted for catering operations, it must obtain a letter of approval from the Health Authority prior to engaging in “pop-up” food service operations.” The intent for this language was to allow for a caterer to participate in a “pop-up” food service operation without having to obtain a Letter of Approval from the Health Authority because the Health Authority would have already done an assessment on the caterer’s ability to operate remotely. However, the Facilitator may not allow a food service establishment to participate if a Letter of Approval is not issued, even if it is a permitted catering operation. It is recommended that at least some sort of assessment is made by the local Health

SPECIAL FOOD SERVICE OPERATIONS

Authority, whether by phone or in person, to verify that the caterer is still capable of meeting the requirements to participate in a “pop-up” food service operation. The caterer should still be issued a Letter of Approval so the Facilitator can confidently allow the food service establishment to participate in the “pop-up” food service operation.

511-6-1-.09 CERTIFICATION AND STANDARDIZATION OF ENVIRONMENTAL HEALTH PERSONNEL

Responsibilities and Requirements

Environmental Health Specialists (EHS) who have been assigned food service program responsibilities will complete food safety certification and standardization as well as obtain 20 continuing education hours prior to undergoing re-standardization.

Food Safety Certification

Completion of a Certified Food Safety Manager (CFSM) training program that has a professionally validated exam (accredited by the Conference of Food Protection) (CFP) is required prior to EHS conducting independent food service program activities. The CFP website has the accredited programs listed. There is a link from the state's website at www.georgiaeh.us to access the accredited course providers. This certification requirement in Rule .09 ensures each EHS at least meets the same requirements as the managers in food service establishments who are required to obtain this same certification. A copy of the certificate should be in each EHS' file that is assigned food service program responsibilities. As a minimum requirement, EHS will not conduct routine food service program activities without this CFSM certification.

Standardization

Standardization is a procedure to verify that EHS have the capacity to carry-out their assigned duties and responsibilities within the role of a Standardized Food Service Establishment Inspection Officer. This verification is demonstrated through the process of testing their knowledge, skills and abilities to properly apply the food service rules and regulations, use essential equipment, and exhibit necessary communication skills in conducting a risk-based food service establishment inspection. Each EHS must complete this process within two years of acquiring food service program responsibilities. After the two years expires, EHS will not conduct food service establishment inspections without first obtaining the Standardized Food Service Establishment Inspection Officer certification. During the two years prior to standardization, all assigned work conducted within the food service program must be reviewed and signed-off by a Standardized Food Service Establishment Inspection Officer holding a valid certificate. Also, a copy of the current certificate will be maintained within the EHS' personnel file at their place of employment. District Standard-Trainers will notify the State Environmental Health Office of certificate issuance so as to maintain a state database backup of EHS standardization certification. Standardization requirements, procedures and timeframes for completion are outlined in the Georgia Standardization Procedure Manual. Failure to complete the Standardization process within the allotted timeframe, once the process begins, will result in recycling the Candidate to start the process from the beginning.

Re-standardization of EHS by District Standard-Trainers will be scheduled by each District's Environmental Health Director. This scheduling should be staggered so as to complete the re-standardization process within a three to five year time period. In this way, all of the county EHS

staff will not need to be re-standardized at the same time and the District Standard-Trainers will have sufficient time to carry-out this important function. Certificates expire 5 years from date of issuance. Re-standardization requirements, procedures and timeframes for completion are outlined in the Georgia Standardization Procedure Manual. Failure to complete the Re-standardization process within the allotted timeframe, once the process begins, will result in recycling of the Candidate to start the process from the beginning.

Standardization of District Standard-Trainers

EHS who will be executing the role of a District Standard-Trainer will be standardized by a State Environmental Health Office Standard-Trainer and will earn a Standardized Food Service Establishment Inspection and Training Officer Certificate. District Standard-Trainers must be designated by their applicable District Environmental Health Director. District Environmental Health Directors must keep the State Environmental Health Office's Food Service Program Director up-to-date of District Standard-Trainer designations.

Re-Standardization of District Standard-Trainers

Re-Standardization of District Standard-Trainers will be conducted by the State Environmental Health Office Standard-Trainers. Failure to be re-standardized by the State Environmental Health Office will disqualify the District Standard-Trainer from standardizing EHS and from performing food service program duties and responsibilities.

District Standardization Self-Assessment

Each Health District will conduct self-assessments of its standardized risk-based food service establishment inspection program annually. Using methodologies established by the State Environmental Health Office, District Standard-Trainers will examine food service inspection reports and send data to the State Environmental Health Office for processing. A report will be generated for each Health District for District Standard-Trainers to evaluate. Occurrences of standardization trends noted may be addressed by District Standard-Trainers through at a minimum of mentoring and instruction of county EHS staff.

District Standard-Trainer Support and Training

State Standard-Trainers will mentor District Standard-Trainers by reviewing district standardization of county EHS staff. The standardization documents of the first EHS standardized by each newly standardized District Standard-Trainer will be reviewed by a State Standard-Trainer. This review of documents is a continuation of training and feedback support for newly standardized District Standard-Trainers. In addition, the State Environmental Health State Office will continue to provide support and training to all District Standard-Trainers through its provision of statewide, educational-seminars given at least once each year. These seminars will focus on the self-assessment process of district standardized EHS food service establishment inspection activities, feedback on self-assessments by districts, the provision of up-to-date training on the EHS standardization process, and any other pertinent material deemed relevant by the Food Service Program Director. These steps to support District Standard-Trainers will help to provide

uniformity throughout the state of Georgia in maintaining uniform food service establishment risk-based inspections. By doing so, the state food service program should be enabled to fulfill its mission of reducing the occurrence of foodborne illness through reduction in the occurrence of foodborne illness risk factors.

State Environmental Health Office District Assessment Processing and Reporting; Verification Assessment; and Reporting and Corrective Action Protocols

The State Environmental Health Office will examine district EHS standardization activities, the frequency of risk factor violations, and surveys of county assessment reports. Through such verification activities, the State Environmental Health Office will assess the weakness and strengths of its food service program. This verification activity will allow the State Environmental Health Office to provide needed training and support. These support functions are aimed at improving the food service program's effectiveness in reducing the occurrence of risk factors for foodborne illness thereby, resulting in the reduction of the occurrence of foodborne illness itself.

Food Safety Related Continuing Education Unit (CEU) Credit:

An EHS with a Standardized Food Service Establishment Inspection Officer Certificate or Standardized Food Service Inspection and Training Officer Certificate may continue inspections of food service establishments after their first two years of employment provided that they maintain Food Safety Related Credit (CEU). Specific courses taken cannot be repeated in the cycle for CEU credit. This requirement for the course work not to be repeated is so that EHS will have the opportunity to be exposed to new information on a periodic basis. At least 20 CEUs will be required for EHS prior to re-standardization. Therefore the 20 CEUs must be obtained any time within the 5-year period or prior to re-standardization whichever comes first. All CEUs must be approved by the State Office prior to being applied to the EHS records. We will move to a system in which 1 hour training will equal 1 Continuing Education Unit or CEU.

Guidelines For Continuing Education Unit (CEU) Credit

Organization Submittal for Food Service Program CEU Credit: One credit hour is assigned for each one hour segment of continuing education lecture or exhibit attendance directly related to the food service program such as but not limited to food service plan review training, foodborne illness investigations (FBI), or inspection training courses. In addition, soft skills course training that enhances an EHS ability to work in the food service program such as communications skills, conflict resolution, active listening, etc. will receive credit. Any intended CEU training must receive prior approval from the State EH office prior to the EHS attending to ensure that he or she will receive continuing education units for the course_(i.e. to ensure credit can be awarded for the course, please submit approval request prior to participation). Only training or lecturing time provided by course instructors will be counted toward CEU credit hours. Breaks, meal times, registration times, etc., do not count toward continuing education credit totals.

If a Health Authority is sponsoring the training, it will be responsible for submitting either a completed paper application (Form K-19) or the electronic CEU Application Form located on PHIL under "Food Additional Documents" tab for continuing education to the Department of

Public Health, Environmental Health Section for continuing education approval prior to the training event. At the conclusion of the training event, the sponsoring organization is responsible for submitting a list of participants on forms provided by the Department for record keeping (Form K-20).

FDA/ORAU Training: FDA ORAU training transcripts such as but not limited to food service plan review training, foodborne illness investigations (FBI), or inspection training courses will automatically be accepted as CEU credit to EHS standardization certification. The CEU's will be issued based upon that equivalent to contact hours issued by the training agency. Attendance certificates or other training agency documentation indicating contact hours awarded will be evaluated by the State Environmental Health Office.

CERTIFICATION AND STANDARDIZATION OF ENVIRONMENTAL HEALTH PERSONNEL

See the following list of FDA/ORAU Training Courses.

TITLE OF COURSE	COURSE #	METHOD	CEUs Awarded
Prevailing Statutes, Regulations, Ordinances			
Basic Food Law for State Regulators	FDA35	online	1
Basics of Inspection: Beginning an Inspection	FDA38	online	2
Basics of Inspection: Issues & Observations	FDA39	online	2
Food Code*		online	
PUBLIC HEALTH PRINCIPLES			
Public Health Principles	FDA36	online	2
COMMUNICATION SKILLS			
Active Listening Skills ^G	EHS02	online	
Communication Skills for Regulators*		online	
MICROBIOLOGY			
Food Microbiological Control 1:			
Overview of Microbiology	MIC01	online	1
Food Microbiological Control 2A:			
Gram-Negative Rods	MIC02	online	1
Food Microbiological Control 2B:			
Gram-Positive Rods & Cocci	MIC03	online	2
Food Microbiological Control 3:			
Foodborne Viruses	MIC04	online	1
Food Microbiological Control 4:			
Foodborne Parasites	MIC05	online	2
Food Microbiological Control: Mid-Series Exam	MIC16	online	
Food Microbiological Control 5:			
Controlling Growth Factors	MIC06	online	2
Food Microbiological Control 6:			
Control by Refrigeration & Freezing	MIC07	online	1
Food Microbiological Control 7A:			
Control by Thermal Processing	MIC08	online	2
Food Microbiological Control 7B:			
Control by Pasteurization	MIC09	online	2
Food Microbiological Control 7C:			
Control by Retorting	MIC10	online	2
Food Microbiological Control 8:			
Technology-Based Food Processes	MIC11	online	2
Food Microbiological Control 9: Natural Toxins	MIC12	online	2
Food Microbiological Control 10: Aseptic Sampling	MIC13	online	2
Food Microbiological Control 11:			
Good Manufacturing Practices	MIC14	online	2
Food Microbiological Control 12:			
Cleaning & Sanitizing	MIC15	online	2

CERTIFICATION AND STANDARDIZATION OF ENVIRONMENTAL HEALTH PERSONNEL

TITLE OF COURSE	COURSE #	METHOD	CEUs Awarded
EPIDEMIOLOGY			
Food-borne illness Investigations 1: Collecting Surveillance Data	FI01	online	2
Food-borne illness Investigations 2: Beginning the Investigation	FI02	online	2
Food-borne illness Investigations 3: Expanding the Investigation	FI03	online	2
Food-borne illness Investigations 4: Conducting a Food Hazard Review	FI04	online	2
Food-borne illness Investigations 5: Epidemiological Statistics	FI05	online	2
Food-borne illness Investigations 6: Final Report	FI06	online	2
HACCP			
Basics of HACCP: Overview of HACCP	FDA16	online	1
Basics of HACCP: Prerequisite Programs & Preliminary Steps	FDA17	online	1
Basics of HACCP: The Principles	FDA18	online	1

Institutional Training: Educational institutions may provide professional development training for Environmental Health Specialists (EHS). EHS must complete a K-19 form entitled, “Application for Certification of Continuing Education Units for Environmental Health Specialists Working in the Food Service Program” or the electronic CEU Application Form located on PHIL under “Food Additional Documents” tab and submit it with supporting documentation to the Department of Public Health, Environmental Health Section for review prior to taking the course. The Department of Public Health, Environmental Health Section will respond as to whether the course will be awarded CEU units as well as the amount of CEUs that may be awarded upon successful completion.

Records of EHS Credentials: Records of Training, Standardization, and CEU Credit shall be maintained in the office where each EHS works. Copies of such records will be maintained at the discretion of the Department of Public Health/ Environmental Health Office.

511-6-1-.10 INSPECTIONS AND COMPLIANCE PROCEDURES

Permit Issuance

Permits issued to food service establishments by local Health Authorities are to be those that are designed, approved, and distributed by the Department of Public Health's Environmental Health Section. A local Health Authority wishing to include its county seal on permits must request permission from the Department of Public Health's Environmental Health Section.

Suspension or Revocation

In order for the local Health Authority to carry out its responsibility to protect the public health through compliance with the Chapter, the local Health Authority, who is charged by law to enforce the provisions of the Chapter, has the power and the authority to suspend and/or revoke food service permits that it issues to food service establishments. As a matter of due process of law, a hearing and notice must be afforded to food service permit applicants and permit holders whenever the following occurs:

- An application for a food service permit is denied; or
- A food service permit that was previously issued by the Health Authority that is to be suspended or revoked.

The food service permit applicant or permit holder must be afforded notice in writing specifically stating all reasons why the Health Authority is taking such action.

Purpose of Power to Suspend or Revoke Food Service Permits

The local Health Authority's suspension and/or revocation of a food service permit is the minimum action that it must take to protect the public health when continued operation of a food service establishment presents a substantial and imminent health hazard to the public; or when a food service establishment is in flagrant or continuing violation of the Chapter.

An order to suspend a food service permit may be issued by a County Board of Health based upon findings of a formal hearing. Also, an order to suspend a food service permit may occur based upon findings during a food service inspection and/or food-borne illness investigation conducted by an EHS representing a County Board of Health.

Revocation of Mobile Food Service Unit Authorization in Outside Counties

According to O.C.G.A §26-2-379, if at any time a mobile food service establishment's permit is no longer in good standing in any jurisdiction (specifically, the county of the origin), a county (outside the county of origin) may revoke the mobile food service unit's authorization to operate within its jurisdiction.

A county that revokes a mobile food service unit's authorization, shall submit notice of revocation in writing to the mobile food service establishment's permit holder. Template notices/letters are provided for county use on PHIL. The notice shall provide the date of which the authorization

was assessed and information of how the permit holder can re-instate the authorization.

Suspension of a Food Service Permit During a Food Service Inspection and/or as a Result of a Food-borne illness Investigation.

Voluntary Compliance by Permit Holder

The overall aim of the Chapter is to gain continual voluntary compliance with its Rules and Regulations on the part of the permit holder in order to protect the public. Prior to suspension of a food service permit, the local Health Authority will ask the permit holder to voluntarily close his establishment until all violations and/or imminent health hazard to the public have been corrected or abated. Prior to reopening the establishment, the permit holder must request a re-inspection by the Health Authority.

Restriction or Exclusion Orders issued by a Local Health Authority

As per 511-6-1-.10(4) and based on the findings of an investigation related to a Food employee or Conditional employee who is suspected of being infected or diseased, the local Health Authority may issue an order to the suspected ill Food employee, Conditional employee or Permit holder without prior warning, notice of hearing, or a hearing if the order is issued by the local Health Authority to a Food employee or Conditional employee or Permit holder suspected of being infected or diseased, and the local Health Authority should provide in writing:

- Reasons for the Restriction or Exclusion that is ordered;
- State the evidence that the Food employee or Permit holder shall provide in order to demonstrate that the reasons for the Restriction or Exclusions are eliminated;
- State that the suspected Food employee or the Permit holder may request an appeal hearing by submitting a timely request as provided in Law; and
- Provide the name and address of the local Health Authority representative to whom a request for an appeal hearing may be made.

Involuntary Compliance by a Permit Holder

Should the permit holder not wish to comply with requirements of the Chapter when the continued operation of a food service establishment presents a substantial and imminent health hazard to the public or when a food service establishment is in flagrant or continuing violation of the Chapter, then the food service permit must be suspended through the issuance of a "NOTICE OF FOOD SERVICE PERMIT SUSPENSION" and the suspended food service permit is to be removed from the establishment. The permit holder is notified of his right to a preliminary hearing, as predetermined on the "NOTICE OF FOOD SERVICE PERMIT SUSPENSION", to show just cause as to why his food service permit should be reinstated. The notice is to replace the suspended food service permit and it is to be posted publicly at or on the establishment's entry door. The "NOTICE OF FOOD SERVICE PERMIT SUSPENSION" will remain until all violations have been corrected and/or an imminent health threat has been abated. Once the notice has been issued by the EHS, then the food service establishment must immediately cease operations and close to the public. The permit holder may resume his food service establishment operations upon

obtaining approval from the Health Authority.

Preliminary Hearing and Duties of Hearing Official

This preliminary hearing is not the same as the formal hearing that is held before the county board of health or before a representative of the county board of health, the medical director or his appointee, a hearing officer. The preliminary hearing official is someone that is an experienced managerial level employee who has not been involved with the inspection and or investigation of the food service establishment in question. The appointed hearing officer of a formal hearing must be in accordance with in O.C.G.A. § 31-5, Article 1.

The function of a preliminary hearing is restricted to determine if a suspension should be reinstated, rescinded, or modified, or to continue the suspension with or without conditions. An example of a suspension modification could be to add additional time to correct an out of compliance risk factor, once the 10 calendar days are up as provided within the Chapter as long as controls can be applied to temporarily reduce, limit and or eliminate the public health threat within a reasonable time limit, until the local Health Authority can determine the violations have been brought back into compliance with the Chapter.

The preliminary hearing official is authorized to oversee the proceedings of the preliminary hearing. If the suspension of a food service permit is not rescinded, the preliminary hearing official must afford the permit holder the right to request an evidentiary (or formal) hearing before the Board of Health or its designated representative. If the permit holder does not request a evidentiary (or formal) hearing before the Board of Health, the suspension of the food service permit will remain in effect until all violations have been corrected, as made apparent through an inspection to reinstate the permit.

Official Hearing or Administrative Review

When in the judgement of the Department or the County Board of Health, it is necessary and proper that such application for a permit be denied or that the permit previously granted be suspended or revoked, the applicant or holder thereof shall be afforded notice and hearing as provided in Article 1 of Chapter 5 Title 31. Furthermore, as per the Rules of the Georgia Department of Public Health, Chapter 511-1-4, Administrative Review Proceedings, a person or entity can seek further due process, and is entitled to seek Administrative Review if such person or entity is a party to proceeding before the Department or County Board of Health and is aggrieved by the final order or action in that proceeding. A “Proceeding” shall include actions taken with regard to a license, permit, or certification issued by the Department or by a County Board of Health. If a person or entity elects to respond to a notice of hearing results by a County Board of Health, then the person or entity shall request to the Department for administrative review of a final action or order from a division of the Department or from a County Board of Health. A request for Administrative Review must be made in writing, addressed to the General Counsel in care of the Department, and received in the offices of the Department no later than 30 calendar days after the date of the action or order for which review is sought. The request must include a copy of the action or order to be reviewed, and a statement of the reasons it should be overturned. If the request seeks review of an action or order of a County Board of Health, a copy of the request must be delivered to the District

Health Director for that county at the same time it is sent to the Department.

Inspections

Risk Categorization of Food Service Establishments

In determining the risk type of a food service establishment, the establishment's system of operation must be assessed based on the menu items served; the food preparation process performed, and the previous food safety history of the food service establishment.

In determining the risk type of a food service establishment, the risk inherent within the establishment's system of processing time/temperature control for safety (TCS) foods must be assessed by the EHS. The EHS must be concerned only with foods that are considered TCSs, as defined in Rule -.01, and how they are processed. In addition, the EHS must consider how well the food safety system within the establishment is being managed by the CFSM. In this regard, inspection history is automatically addressed by the Chapter through grading and enforcement in Rule -.10. However, if a risk type I establishment's processing steps are fluctuating back and forth (or yo-yo-effect) from strictly reheating commercially processed food to taking in non-ready-to-eat ingredients and cooking it in-house, the establishment would need to be assessed as a risk type II instead of risk type I. Since food menu and processing changes can occur within risk establishments, it becomes necessary to periodically reassess all food service establishment menus and processing systems.

Risk categorization of food service establishments is not the same as grouping the establishment's menu items into the three processing steps (i.e., no cook process, same day service, and complex). Categorization of food service establishments is primarily based upon whether or not the food process has a cook step and or it is done under a required HACCP plan in order to determine how many times the establishment is to be inspected during a 12-month period. On the other hand, the menu review process groups foods according to how many times food makes a complete trip through the food danger zone which is between 41°F and 135°F. The purpose of the food item groupings into the three processing steps is to help the EHS to determine the flow of food through the establishment. By knowing the flow of food through the establishment, the EHS is able to identify the critical control points that hazards must be prevented, controlled, or eliminated to ensure food safety. In this way, the EHS can determine whether the food service establishment is applying control limits at these critical control points along the flow of food through the establishment as required by Chapter 511-6-1.

Risk Type I

Risk type I establishments do not have a cooking step in the processing of food. They may reheat precooked foods that have been process and packaged in a commercially permitted processing plant. An example is an establishment that only serves precooked hotdogs and sausages. Since these food items are ready-to-eat, all that is necessary is to open the package and reheat to any temperature for immediate service or 135 F for hot holding for service. They may also be establishments serving commercially processed deli meats or salads, such as chicken salad. Risk

type I establishments **would not offer** any food items that would require disclosure and reminder statements for undercooked or raw TCS foods, or foods that require an approved HACCP plan. In addition, risk type I establishments are only allowed under the Chapter to reheat commercially precooked TCS foods. Once a food has been reheated and then cooled and reheated for service the next day, the food service establishment falls within risk type II characterization. Because a cooling and an additional reheating process step are added to the flow of food through the establishment, onsite food preparation is occurring within the establishment. As a result, these additional processing steps increase the potential for risk factors being out of control within the establishment, thereby raising the risk type characterization from type I to type II.

Should an establishment previously classified as being a Risk Type I establishment change its menu to include animal products, such as raw chicken, it would be re-classified as a risk type II food service establishment. This reclassification would be necessary because it has now changed its system of operation by adding a cook step in the flow of food through the establishment which increases the risk of cross-contamination, inadequate cooking, etc. In the risk type II establishments, the food comes into the establishment in the raw state with a high bacteria load, requiring cooking or an advisory to be considered ready-to-eat. Further, risk type II operations could include a hot holding and reheating processing step - all done in-house.

Risk Type II

A risk type II food service establishment would be an establishment that has a COOK PROCESSING STEP within the flow of food through the establishment but does not have a processing step that requires a HACCP plan. It may offer raw and/or undercooked TCS foods that require a disclosure and reminder statement. In addition, holding, reheating, cooling and additional reheating processing steps could be included within the flow of food through the establishment.

Risk Type III

Characteristics: A risk type III food service establishment more than likely will have processing steps similar to a risk type II establishment; however, the significant identifying factor between a risk type II and a risk type III establishment is that a risk type III establishment conducts food processing that is outside the critical limits given in the Chapter to control risk factors to foodborne illness. These food-processing steps can only be carried-out under a required HACCP Plan that indicates such processing steps can be safely conducted on a continual basis.

Inspections: Since Risk Type III establishments process food as per an approved HACCP Plan, they must be inspected a minimum of 3 times during a 12 month period. One of these inspections will be prearranged when the CFM of the establishment is present specifically to assess compliance with the required HACCP Plan. During this HACCP Plan assessment, the EHS will review the records and food processing conducted under the HACCP Plan. In order to meet this requirement, one of the three inspections must be arranged when such food processing is to occur. Because this is an arranged inspection, it cannot be considered as a routine inspection nor as a follow-up inspection or an informal inspection. Therefore, the food service inspection report form will not be utilized, and the establishment's evaluation will be focused on the compliance with the approved HACCP Plan only. At the conclusion of the HACCP plan assessment inspection, the EHS will complete a HACCP Plan Verification Worksheet and place the completed form within the

establishment inspection file folder at the local Health Department.

Enforcement: The EHS must assess whether or not the food service establishment complies with its approved HACCP Plan. Should the establishment be found in violation and the person in charge is not implementing corrective action for a HACCP plan provision that is not in compliance with its critical limit as stated within Rule -.10, then the following response will be initiated by the local Health Authority:

The food processing will stop until the person in charge has voluntarily taken corrective action to bring the process back into compliance with the approved HACCP Plan. This may be accomplished through a risk control plan (RCP) with follow-up inspection (s); and Food found to be processed in non-compliance with the approved HACCP Plan will be voluntarily disposed to waste by the person in charge or a withhold from sale order will be issued by the local Health Authority and the food will be subject to condemnation as specified within Rule -.10; or Failure of the person in charge and or permit holder to comply with the direction and or orders issued by the local Health Authority to correct violations to its satisfaction will result in emergency action (i.e., permit suspension/revocation or injunctive procedures) as specified within Rule -.10.

Monitoring Food Service Establishments for Change in Risk Type Categorization

EHS must become familiar with the individual facility's menu and method of processing food. The EHS that inspects the facility will have the best opportunity to gain sufficient knowledge of their food processing system by asking the appropriate open-ended questions. Re-evaluation of food service establishment menu and processing changes is best done during food service inspections. At a minimum, food service establishment menus and processing steps should be formally examined on a yearly basis.

Construction/Preoperational Inspections

Construction/Preoperational inspections are to verify compliance with Health Authority approved food service plans and specifications, as well as, the requirements of the Chapter. They are not considered routine inspections, follow-up inspections, or informal follow-up inspections. They are to confirm compliance of the installation of food service equipment and physical facilities of the food service establishment with the requirements of the Chapter. They are not for the purpose of confirming compliance of the entire operation of the establishment (food handling, etc.) with the requirements of the Chapter. The Health Authority may or may not announce construction/preoperational inspections to the permit applicant.

Initial Inspection

The initial inspection of the food service establishment is an inspection conducted in which the food service permit is issued for the food service establishment to begin operations to serve food to the public. It is conducted after all of the food service establishment's construction and/or remodeling work have been completed and the establishment has all equipment in place and operating properly. The food service establishment generally contacts the Health Authority to alert them that they are ready for an opening inspection and a time is scheduled to conduct the

inspection.

Routine Inspection

The first routine inspection of a food service establishment occurs after a food service permit is issued to the establishment. The local Health Authority must conduct the first routine inspection (unannounced) within sixty (60) calendar days from the date of issuance of a food service permit. Subsequent routine inspections will occur as a result of the first routine inspection, and they will be unannounced to the food service establishment.

Follow-Up Inspections

Follow-up inspections are conducted by the Health Authority in response to findings during a routine inspection. The Health Authority will complete an inspection of the food service establishment which results in a new score and grade. If a food service establishment receives a grade of “C” and or “U” during a routine inspection, then the Health Authority must conduct a follow-up inspection. However, if a food service establishment receives a grade of “C” during a follow-up inspection with all Risk Factors/Public Health Interventions (RF/PHIs) corrected, as required within Rule -.10, then at the option of the Health Authority, no additional follow-up inspections will be required by the Chapter.

Mobile Food Service Inspections (County of Origin)

The local Health Authority in which the base of operation is located is responsible for food service plan review and initial inspection of the base of operation. In addition, the county of origin will do the same for the mobile food service units,. They are also responsible for food service inspections of the base of operations. Further, it will be the responsibility of the county of origin to notify other local Health Authorities when the mobile food service establishment operator intends to operate mobile food service units within their jurisdictions.

Local Health Authorities located Outside of the County of Origin

Whenever a local Health Authority other than the county of origin conducts an inspection of a mobile food service unit operating within their jurisdiction, the local Health authority will either contact the county of origin or consult the inspection database. The purpose of this contact with the county of origin is to obtain knowledge of violations that occurred at the base of operation during its last inspection. Any violations noted for the base of operation will be noted as violations during the inspection of each mobile food service unit.

Mobile Food Service Establishment Inspections (Outside Counties)

In any county where the MFSE has an operational permit and/or an authorization to operate, the Health Authority is authorized to conduct unannounced inspections. The county of origin will have the primary responsibility of conducting routine inspections of permitted mobile food service

units. However, should a mobile food service unit not be available in the county of origin for inspection, a mobile food service unit can be inspected through unannounced inspections where it is authorized to operate. The county of origin can coordinate with outside counties to fill any remaining routine inspections. If an outside county conducts an inspection on a mobile food service unit, the outside county shall charge a fee for that inspection. The inspection fee shall be paid by the permit holder by the next business day or the mobile food service unit's authorization to operate, shall be terminated.

Termination of Authorization to Operate for Mobile Food Service Establishment (MFSE)

As inspections are conducted on MFSE, the results of the inspections shall be communicated to all counties within the state using the inspection database. This is to ensure that violations of public health concern are shared with other jurisdictions. Any county where the mobile food service establishment operates may issue court citations (if available), terminate authorization for the mobile food service establishment to operate in the county **or** require implementation of a remediation plan for the violation.

For example: A mobile food service establishment with an authorization to operate in a jurisdiction receives a score of "U" on the routine inspection can either have their authorization terminated if the MFSE does not receive a score of 70 or above on the follow up inspection, or the county can require the implementation of a remediation plan for the violations of concern. The remediation plan can be the additional follow up inspection to correct the violations of concern or be a combination of a follow up inspection and a risk control plan to ensure long-term compliance.

Another example: A mobile food service unit with an authorization to operate in a jurisdiction fails to report back to their base of operation as required by the chapter, the county can terminate the authorization based on the severity of this violation or implement a remediation plan.

Furthermore, if the receiving county (outside the county of origin) performs an inspection on the mobile food service establishment, the county shall be paid a fee for the inspection by the next business day by the MFSE permit holder. If the MFSE permit holder, is not on-site, the invoice or notice of payment, can be emailed to that permit holder. The action of emailing the permit holder is highly recommended. If MFSE permit holder/operator fails to pay for the inspection by the next business day, the authorization to operate shall be terminated in that county. This is an immediate termination, unlike the option for remediation for violations of concerns during an inspection.

Reinstatement of Authorization to Operate for Mobile Food Service Establishment

A mobile food service operator/permit holder may reapply for authorization to operate upon receiving a "Refusal to Recognize Permit" notice or having their "Authorization to Operate" terminated or revoked within a jurisdiction by submitting a written request to the health authority. The MFSE must show proof of compliance with the basis of a refusal or in the case of a termination/revocation, they must provide proof of inspection payment and/or proof of good

standing with their permit in the county of origin.

Informal Follow-Up Inspections

If a follow-up inspection of a food service establishment cannot be conducted, then at the discretion of the Health Authority, an informal follow-up inspection may be conducted. The purpose of the informal follow-up inspection is to verify the correction of violations that were not corrected during the routine inspection. The main focus is to ensure that RF/PHIs are corrected in a timely manner.

Standardization Exercises

Standardization exercises conducted at food service establishments are not construction/preoperational, initial, routine, follow-up, nor informal follow-up inspections. Completed food service inspection forms and/or documents associated with standardization exercises shall not be posted within food service establishments nor shall they be left with management of food service establishments. Since permit holders are not required by the Chapter to allow use of his food service establishment to conduct standardization exercises and because the standardization exercise is to assess the EHS's inspection proficiency and knowledge of the Chapter not for purposes of enforcement in regards to the establishment's operation, a fee for the standardization exercise is not to be assessed against the food service establishment.

Relationships between Routine Inspections, Follow-up Inspections, and Same Code Provisions

Same Code Provision

Code provisions are the preventive measures in the Chapter to protect consumer health by controlling hazards. They are the regulations that are found within each subsection of the Rules that make-up the Chapter. They are linked to each item under each category on the food service inspection form. They are public health interventions and good retail practices that, if applied to activities and procedures of the food employee, will prevent, eliminate, or reduce hazards to a safe level thereby helping to reduce the presence of food-borne illness. Therefore, a "same code provision" is a public health intervention or good retail practice that is noted as being marked "out" on a food service inspection form on consecutive inspections.

Routine Inspections

In regards to "routine inspections", the current Chapter 511-6-1 does not define a routine inspection; but instead, it describes when it first must occur. This first occurrence of a routine inspection is found within Rule -.10 subsection (2) (b) 3. which states, "The first routine inspection will be conducted within sixty (60) calendar days following the opening of the establishment." After this first routine inspection, it is necessary to determine at what intervals the next routine inspection should occur. Subsection (2) (b) 4. through 7. gives clear instructions as to when subsequent routine inspection will be conducted after the first routine inspection. These subsequent routine inspections are scheduled based on the food service establishment's Risk Categorization as per subsection (2) (a) "Risk Categorization". Routine Inspection means, a full review and evaluation of a food establishment's operations and facilities to assess its compliance,

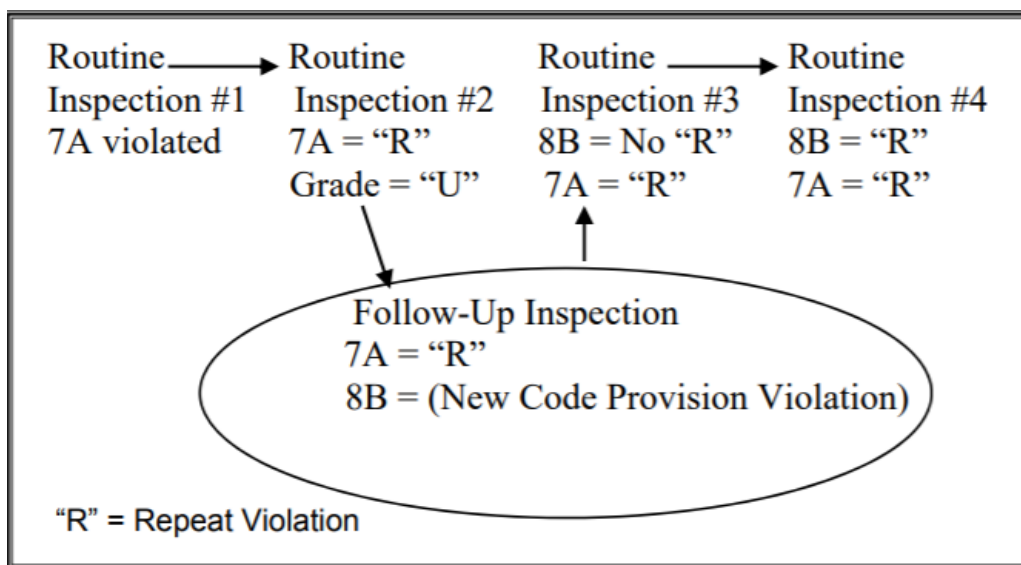
at a planned frequency determined by the regulatory authority. This does not include re-inspections and other follow-up or special investigations. The regulatory authority in this case is the Georgia Department of Public Health and its representatives, County Boards of Health. This planned frequency of routine inspections is set within Rule -.10.

Follow-Up Inspections

A follow-up inspection means a complete inspection done as a result of a routine inspection. Therefore, a follow-up inspection is always resulting from findings that occurred during a “routine inspection”.

Enforcement Action

If a code provision of the Chapter is repeated on the next routine inspection and a follow-up inspection is required, then the violation is marked as a repeat violation during all follow-up inspections resulting from that previous routine inspection. Points for repeated violations would be marked until said repeated violations are corrected. However, should a new violation be noted during the follow-up inspection, this new code provision violation would not be marked as a repeat violation during the subsequent routine inspection. If this new code provision violation is still found to be in violation on the consecutive routine inspection, then it would be marked not only as a repeat violation; but, the associated points with a repeat violation would be taken in calculating the establishment’s overall score. In short, a repeat can only be marked as a result of it being initially observed during a routine inspection. See the following diagram for clarification of this enforcement action:



Voluntary Closure of a Food Service Establishment as Part of Food Service Inspections:

The Chapter is designed to encourage active managerial control of food service operations. In doing so, the CFSM or person in charge has the responsibility to do ongoing monitoring of

activities of employees to ensure compliance with the requirements of the Chapter. It is through their prompt corrective action of out-of-control risk factors most often contributing to foodborne illness that leads to a successful food safety program within their food service establishment. It is when the management of a food service operation is not controlling risk factors and general good retail practices that leads the Health Authority to request that the establishment be voluntarily closed. Should the permit holder, CFSM or person in charge not voluntarily cease operations, the Health Authority must suspend or revoke the food service permit as stated within Rule -.10 subsection.

Grade “U” and Not Earning Grade of “C”

Should a food service establishment earn a grade of “U” and does not earn at least a grade “C” within ten calendar days of earning a grade “U”, the CFSM or person in charge will be requested to voluntarily close the establishment until all violations have been corrected as per requirements of the Chapter. Failure of the food service establishment’s permit holder, CFSM, and/or person in charge to comply with a voluntary closure request from the Health Authority will require the suspension or revocation of the establishment’s food service permit, as per Rule -.10.

Reopening a Food Service Establishment

Once a food service establishment has been voluntarily closed, the permit holder, CFSM, and/or person in charge must request the local Health Authority to conduct a follow-up inspection to determine satisfactory compliance with the Chapter prior to reopening. Such a request for a follow-up inspection by the food service establishment will be required for both voluntary closures and suspension of permits.

Examination, Condemnation and Public Notice

Probable Cause to Withhold From Sale

The Health Authority may, upon written notice to the owner or person in charge, place a hold (or withhold from Sale) order on any food that the Health Authority determines or has probable cause to believe is unwholesome or otherwise adulterated; or misbranded.

Posting of Withhold From Sale Order

The “With Hold From Sale Order” must be attached to the food to be held. For example, cases of hamburger being held within a cooler would have a “Withhold From Sale Order” attached to the group of cases. Another example would be an entire cooler of food to be withheld from sale. In this case, a “Withhold From Sale Order” describing the food would be attached to the door of the cooler and the cooler would no longer be allowed for utilization by the food service establishment, until resolution of the withhold from sale order.

